
KEEGAN AKIN

2019 International League Strikeout Leader

RYAN MOUNTCASTLE

2019 International League MVP



Triple-A
Affiliate



2020 SCHEDULE

APRIL						
SUN	MON	TUE	WED	THU	FRI	SAT
			1	2	3	4
5	6	7	8	GWN 6:35	GWN 7:05	GWN 7:05
GWN 1:05	CHA 6:35	CHA 6:35	CHA 12:05	GWN 7:05	GWN 7:05	GWN 6:05
GWN 1:05	CHA 7:04	CHA 7:04	CHA 7:04		IND 7:15	IND 7:05
IND 1:35	PAW 6:35	PAW 6:35	PAW 6:35	PAW 12:05		

MAY						
SUN	MON	TUE	WED	THU	FRI	SAT
					IND 7:05	IND 7:05
IND 1:05				PAW 6:05	PAW 6:05	PAW 12:05
ROC 1:05	GWN 6:35	GWN 6:35	GWN 6:35	GWN 12:05	ROC 7:05	ROC 1:05
DUR 1:05				TOL 6:35	TOL 6:35	TOL 10:35
LOU 6:30	LOU 1:00	GWN 6:35	GWN 6:35	GWN 12:05	CHA 7:05	CHA 7:05

JUNE						
SUN	MON	TUE	WED	THU	FRI	SAT
CHA 1:05		BUF 7:05	BUF 7:05	BUF 7:05	LHV 7:05	LHV 6:35
LHV 1:35		BUF 7:05	BUF 7:05	BUF 12:05	LHV 7:05	LHV 7:05
LHV 1:05	CHA 7:04	CHA 7:04	CHA 7:04	DUR 7:05	DUR 7:05	DUR 6:35
DUR 5:05		TOL 7:05	TOL 7:05	TOL 12:05	LOU 7:05	LOU 7:05
LOU 1:05	GWN 7:05	GWN 7:05				

JULY						
SUN	MON	TUE	WED	THU	FRI	SAT
			GWN 7:05	DUR 7:05	DUR 7:05	DUR 6:05
DUR 6:35	DUR 7:05	LOU 7:05	LOU 7:05	LOU 12:05	GWN 7:05	GWN 6:05
GWN 1:05	ALL	STAR	BREAK	DUR 7:05	DUR 7:05	DUR 7:05
DUR 4:05	SWB 7:05	SWB 7:05	SWB 7:05	SWB 12:05	SYR 6:35	SYR 6:35
SYR 1:05		COL 7:05	COL 7:05	COL 7:05	SYR 7:05	SYR 7:05

AUGUST						
SUN	MON	TUE	WED	THU	FRI	SAT
SYR 4:05	DUR 7:05	DUR 7:05	DUR 7:05	CHA 7:04	CHA 7:04	CHA 7:04
CHA 5:05	SWB 7:05	SWB 7:05	SWB 7:05	SWB 12:05	ROC 7:05	ROC 7:05
ROC 4:05		IND 7:05	IND 1:35	IND 7:05	COL 7:15	COL 7:15
COL 4:05		CHA 7:05	CHA 7:05	CHA 7:05	GWN 7:05	GWN 7:05
GWN 4:05	CHA 7:04					

SEPTEMBER						
SUN	MON	TUE	WED	THU	FRI	SAT
		CHA 7:04	CHA 7:04	DUR 7:05	DUR 7:05	DUR 7:05
DUR 6:05	DUR 1:05			HOME GAME	ROAD GAME	HOME NETWORK GAME

INTERNATIONAL LEAGUE OPPONENTS

BUF Buffalo Bisons (Blue Jays)	LOU Louisville Bats (Reds)
CHA Charlotte Knights (White Sox)	PAW Pawtucket Red Sox (Red Sox)
COL Columbus Clippers (Indians)	ROC Rochester Red Wings (Twins)
DUR Durham Bulls (Rays)	SWB ... Scranton/WB RailRiders (Yankees)
GWN Gwinnett Stripers (Braves)	SYR Syracuse Mets (Mets)
IND Indianapolis Indians (Pirates)	TOL Toledo Mud Hens (Tigers)
LHV Lehigh Valley IronPigs (Phillies)	



NORFOLK TIDES



150 Park Avenue | Norfolk, VA 23510
 Phone: (757) 622-2222 | Fax: 757-624-9090
 Twitter: @NorfolkTides | www.NorfolkTides.com
 Triple-A Affiliate of the Baltimore Orioles (Since 2007)

TABLE OF CONTENTS

ORGANIZATION

Staff Directory	4
Broadcasters.....	5
Remembering Dave Rosenfield	6
Harbor Park	7
Media Information	8
Orioles Minor League Staffs	8
Tides in the Community	9
Manager Gary Kendall.....	11
Coaching Staff	9-15

PLAYERS

Player Biographies	17-102
--------------------------	--------

INTERNATIONAL LEAGUE


International League	104
International League Umpires.....	104
International League Hall of Fame	105
International League Opponents	106-118

SEASON IN REVIEW

International League Standings and Leaders	120-121
Norfolk Tides Statistics.....	122-123
Norfolk Tides Transactions	124
Norfolk Tides Day-By-Day.....	125

TIDES HISTORY

History of Baseball in Norfolk.....	127
Year-By-Year Records	128
All-Time Roster.....	129-132
Players to Play for Tides and Orioles	133
Year-By-Year Statistics	134-135
Exhibition Game Results	135
All-Harbor Park Team (25-Years).....	135
Franchise Single Season Records	136-137
Franchise Career Records.....	138-139
Records as Orioles Affiliate.....	140
The Last Time It Happened	141
Single-Game Records	142-143
Governors' Cup History	143
Managerial Records	144
Tides to Win MLB Awards	145
Opening Day Lineups	146-147
Tides Award Winners	147
MLB Records by Former Tides	148-149
Former Tides in the Postseason	150
Orioles Awards Since 2007.....	151
Tidewater Shrine	152



MEDIA GUIDE ACKNOWLEDGMENTS

The 2020 Norfolk Tides Media Guide was compiled and edited by Ian Locke and Collin Perry. Information for the media guide was gathered through March 31. Research with early Tides statistics was provided by the late George McClelland. Statistical assistance was provided by the Baltimore Orioles, MLB Advanced Media, Elias Sports Bureau, The Virginian-Pilot, International League teams and the International League office. The 2020 Norfolk Tides Media Guide was printed by Liskey Printing in Norfolk, VA.

TIDES EXECUTIVES



KEN YOUNG

KEN YOUNG has been the President of the Norfolk Tides since 1993, the year the team moved into Harbor Park. The previous year, Young put together an investor group to purchase the Tides from the New York Mets. Since taking over day-to-day control of the Tides, the club has experienced unprecedented success, averaging approximately 425,000 fans per year.

Young has been in the recreational food business for more than 30 years since graduating from Penn State University in 1972. Young has been involved in numerous Major League stadiums, arenas, and international events, and has worked in such exciting events as the Super Bowl, the World Series and the Olympics.

In the fall of 2006 Young headed an ownership group which purchased the Bowie Baysox and Frederick Keys, both of which are Maryland-based Orioles affiliates. Young also serves as the President for the Triple-A Albuquerque Isotopes and the Double-A Biloxi Shuckers.

Young is also on the Board of Trustees of Minor League Baseball, and heads up the licensing operations for college football's Outback Bowl in Tampa, FL. After the 2009 season, he was named as *Baseball America's* Minor League Executive of the Year.

JOE GREGORY was named the General Manager of the Tides on October 4, 2011. He also served as the Vice President of the Norfolk Admirals Hockey Club from the 2008-2009 season through 2016.

Gregory came to Norfolk after serving as the General Manager of the Youngstown SteelHounds of the Central Hockey League from 2006-2008. In that capacity, Gregory ran the day-to-day operations of the SteelHounds. During Gregory's tenure in Youngstown, the season ticket base increased by 70 percent and he negotiated the team's first NHL affiliation.

Gregory graduated from Youngstown State University in 2001 with a Bachelor of Science Degree in Business Administration. Upon graduation, Gregory worked as both the Coordinator of Tournament Operations and the Coordinator of Sales and Marketing at the Giant Eagle LPGA Classic in Vienna, Ohio. He had been working at the tournament as an operations assistant prior to that since high school. After his time with the LPGA, Gregory became the Director of Business Development for the Mahoning Valley Scrappers, a Short-Season Class-A baseball affiliate of the Cleveland Indians. There, he oversaw all sponsorship and advertising sales and cultivated community relationships.



JOE GREGORY

TIDES FRONT OFFICE STAFF

BOARD OF DIRECTORS

PresidentKen Young
 Vice President, Secretary/TreasurerJ. Emmett Hammond
 DirectorAl Abiouness
 DirectorJohn Canning
 DirectorFrank Doczi
 DirectorMark Garcea

EXECUTIVE MANAGEMENT

General ManagerJoe Gregory

COMMUNICATIONS

Director, CommunicationsIan Locke
 Media Relations AssistantCollin Perry
 Radio BroadcasterPete Michaud
 Director, Video OperationsJody Cox

SALES AND PROMOTIONS

Director, Sales and Fan ExperienceMike Watkins
 Director, Marketing and PromotionsJonathan Mensink
 Corporate Sales and PromotionsMorgan Galvin

GROUP SALES

Director, Ticket SalesJohn Muszkewycz
 Director, Premium SalesStephanie Hierstein
 Group Sales RepresentativeCiera Okuzu
 Group Sales RepresentativeLogan Harvich

COMMUNITY RELATIONS

Director, Community RelationsJohn Rogerson
 Community Relations AssistantPaige Price

OPERATIONS

Director, OperationsMike Zeman
 Assistant Director of Stadium OperationsColby Bennett
 Event Staff ManagerTamie Bartlett

TICKET OPERATIONS

Director, Ticket OperationsSze Fong
 Assistant Director, Ticket OperationsCasey O'Donovan
 Box Office AssistantConnor Ramsey

BUSINESS/ACCOUNTING

Business ManagerDawn Coutts

MERCHANDISE

Director, MerchandiseAnn Marie Piddisi

OFFICE MANAGEMENT

Administrative AssistantLisa Blocker

GROUNDSCREW

Head GroundskeeperKenny Wagner
 Assistant GroundskeeperJustin Hall

CLUBHOUSE MANAGEMENT

Home Clubhouse ManagerAdam Sehlmeier
 Visiting Clubhouse ManagerJack Brenner

SPECTRA OFFICE STAFF

General ManagerScott Lorow
 Executive ChefSteve Gillette

GAMEDAY PRESS LEVEL STAFF

Public Address AnnouncerJack Ankerson
 Official ScorerMike Holtzclaw
 Official ScorerJim Hodges
 MLB StringerJoe Reisel
 MLB StringerDave Litzinger

MEDICAL STAFF

Team PhysicianDr. Tom Markham
 Team PhysicianDr. John Schaffer
 Team PhysicianDr. David Woods
 Team Orthopaedic SurgeonDr. Brad Carofino
 Team ChiropractorDr. Brad Robinson
 Team ChiropractorDr. David Milot



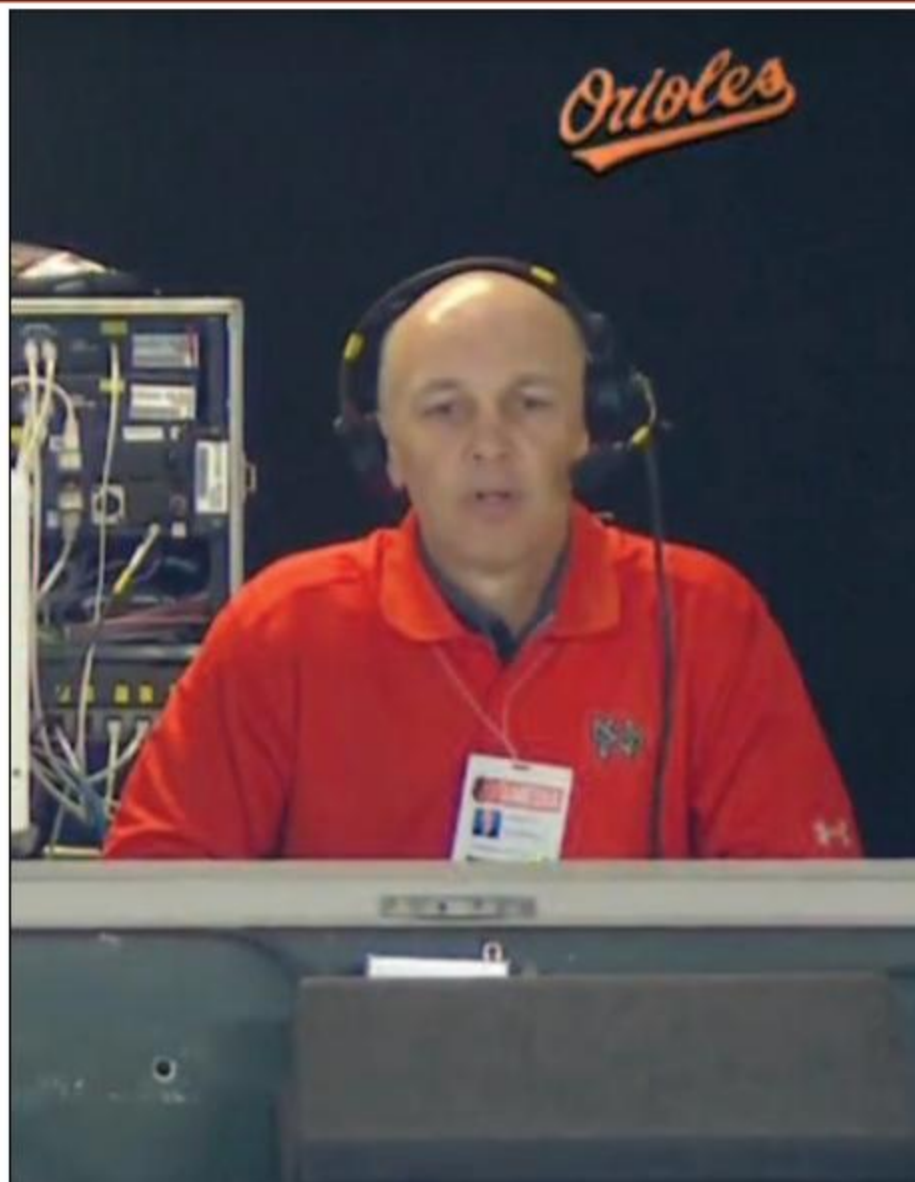
PETE MICHAUD

The 2020 season is the 14th for **PETE MICHAUD** as a broadcaster for the Tides on ESPN Radio 94.1. Previously, he's had stints as the play-by-play voice of the Springfield Cardinals of the Midwest League (1992-93), the Vero Beach Dodgers of the Florida State League (1995-96) and the Iowa Cubs of the PCL (1998).

Michaud was the longtime voice of the Norfolk Admirals hockey team, spending over 22 years with the organization - including all 15 of their seasons in the American Hockey League. Additionally, Pete's resume includes five seasons of play-by-play work as the broadcaster for the Old Dominion University Monarchs men's and women's basketball programs - including NCAA and NIT tournament games - and 10 years of area high school football play-by-play. He has previously worked in local radio at WFOS, WLTY, WNIS and WTAR, while also serving as a weekend sports anchor for WAVY-TV 10 and WVEC-TV 13.

Michaud has been honored three times by the Chesapeake Athletic Club as Hampton Roads' Most Outstanding Sports Broadcaster, taking home the honor in 2009, 2012 and 2015. In 2009, he was selected by the Norfolk Sports Club for the prestigious Abe Goldblatt Award for Outstanding Local Sports Coverage. In 2012, he was the recipient of the James H. Ellery Memorial Award, an honor presented annually by the American Hockey League in recognition of outstanding media coverage. Michaud was also selected to broadcast the 2015 Triple-A All-Star Game, and he broadcasted games on the Orioles Radio Network during the 2017 season.

When not on the air, Pete is an avid golfer and has worked for many years as a local baseball umpire with the Eastern Officials Association. Michaud is an honor graduate of Indian River High School in Chesapeake and Old Dominion University in Norfolk. He resides in Chesapeake. You can follow Pete for Tides updates on Twitter at @TidesRadioVoice.



Tides broadcaster **PETE MICHAUD** called three games on the Orioles Radio Network during the 2017 season.

ALL-TIME TIDES RADIO BROADCASTERS

1969 Bud Kaatz	1995 Rob Evans	2010 Bob Socci
1970 Bud Kaatz	Jack Ankerson	Pete Michaud
1971 Marty Brennaman	1996 Rob Evans	Tony Mercurio
1972 Marty Brennaman	Jack Ankerson	
1973 Marty Brennaman	1997 Rob Evans	2011 Bob Socci
1974 Pete Van Wieren	Jack Ankerson	Pete Michaud
1975 Pete Van Wieren	1998 Rob Evans	Tony Mercurio
1976 Larry Matson	Jack Ankerson	2012 Pete Michaud
1977 Tony Mercurio	John Castleberry	Tony Mercurio
1978 Bill Bishop	1999 Rob Evans	2013 Pete Michaud
1979 Bill Bishop	John Castleberry	Dave Rosenfield
1980 Bob Rathbun	2000 Rob Evans	2014 Pete Michaud
1981 Bob Rathbun	John Castleberry	Dave Rosenfield
1982 Bob Rathbun	2001 Rob Evans	Danny Angel
1983 Bob Rathbun	John Castleberry	2015 Pete Michaud
1984 Bob Rathbun	2002 Jeff McCarragher	Dave Rosenfield
1985 Bob Rathbun	John Castleberry	2016 Pete Michaud
1986 Charlie Slowes	2003 Jeff McCarragher	Dave Rosenfield
1987 Rob Evans	John Castleberry	2017 Pete Michaud
1988 Tony Mercurio	2004 Jeff McCarragher	Jeff McCarragher
1989 David Glass	John Castleberry	2018 Pete Michaud
Ken Levine	2005 Jeff McCarragher	Jeff McCarragher
1990 David Glass	John Castleberry	2019 Pete Michaud
Jay Colley	2006 Bob Socci	2020 Pete Michaud
Bob Rathbun	John Castleberry	
1991 Charlie Slowes	2007 Bob Socci	
1992 Charlie Slowes	Pete Michaud	
1993 Rob Evans	2008 Bob Socci	
Jack Ankerson	Pete Michaud	
1994 Rob Evans	2009 Bob Socci	
Jack Ankerson	Pete Michaud	

FORMER TIDES BROADCASTERS WHO HAVE GONE ON TO BECOME FULL-TIME BROADCASTERS IN THE FOUR MAJOR AMERICAN SPORTS

- MARTY BRENNAMAN** - Cincinnati Reds
- ROB EVANS** - Montreal Expos
- DAVID GLASS** - San Francisco Giants
- KEN LEVINE** - Baltimore Orioles, Seattle Mariners, San Diego Padres, LA Dodgers
- LARRY MATSON** - New Orleans Saints
- BOB RATHBUN** - Atlanta Hawks, Atlanta Braves, Detroit Tigers
- CHARLIE SLOWES** - NY Mets, Baltimore Orioles, Tampa Bay Rays, Washington Nationals
- BOB SOCCI** - New England Patriots
- PETE VAN WIENEN** - Atlanta Braves



Former Tides broadcaster **CHARLIE SLOWES** called games for the World Series champion Washington Nationals in 2019.



To honor the 55 years that Dave Rosenfield spent with the Tides, the number 55 was retired in 2017. It is the only Tides number that has been retired.

Minor League Baseball lost an icon in the industry when longtime Tides General Manager Dave Rosenfield passed away on February 28, 2017 at the age of 87 years old.

Rosenfield first joined the Tides in 1962, and he served as the General Manager of the ballclub from 1963-2011. Under his guidance, the Tides joined the Triple-A International League in 1969 before moving into Met Park in 1970, a ballpark that saw the Tides capture five league championships. Rosenfield then helped usher in a new era of Tides baseball in 1993, as the team moved into Harbor Park in downtown Norfolk – a ballpark that routinely drew over half a million fans a season. After concluding his 48-year run as General Manager in 2011, Rosenfield was named the Executive Vice President and Senior Advisor to the President, and he continued his work in the Tides front office until his passing.



Dave Rosenfield pictured at his desk in 2009. (The Virginian-Pilot)



Dave Rosenfield was named King of Baseball during the 2004 Winter Meetings. (Minor League Baseball)

A four-time International League Executive of the Year, Rosenfield is a member of three Halls of Fame. He was an inaugural member of the Hampton Roads Sports Hall of Fame in 2008, and he was inducted into the International League Hall of Fame that same season – the first Tide to ever receive the honor. He was also inducted into the Virginia Sports Hall of Fame in 2016.

Rosenfield was named the “King of Baseball” at the Baseball Winter Meetings in Anaheim, CA in December, 2004. The “King of Baseball” is a long-standing tradition in which Minor League Baseball salutes a veteran from the world of professional baseball for long-time dedication and service to the game.

In addition to his work with the Tides, Rosenfield had a wide-ranging presence in the Norfolk area’s pro sports scene. He served as the General Manager of the Norfolk Neptunes (Continental Football League), was the interim GM of the Virginia Squires (American Basketball Association), and served as the GM of the Tidewater Sharks hockey club.

The uniform number 55 was retired by the Tides in 2017 - the only number the team has ever retired - to commemorate his 55 years of service to the team.



Dave Rosenfield and “The Clown Prince of Baseball” Max Patkin at Metropolitan Park.



Dave Rosenfield and Tides Manager Davey Johnson in 1983. (Dennis Finley, The Virginian-Pilot)

HARBOR PARK



HARBOR PARK, with its outstanding view and sound design, was opened in 1993. The ballpark is located in downtown Norfolk on the Elizabeth River, and the Tides christened their new home on 4/14/93 with a 2-0 victory against the Ottawa Lynx.

Talks of a new stadium for the Tides began during the 1990 season. Several sites were discussed, and the area known as "Bessie's Place" in downtown Norfolk was selected due to the nationwide success of downtown ballparks. Ground was broken in February of 1992 and work began shortly after.

HOK Sports Facilities Group of Kansas City, Mo. (currently known as Populous) was chosen to design the crown jewel on the Norfolk waterfront. HOK Sports Facilities Group has also designed some of the finest major league parks, including Oriole Park at Camden Yards in Baltimore, PNC Park in Pittsburgh, Comerica Park in Detroit, PETCO Park in San Diego, Citizens Bank Park in Philadelphia, Citi Field in New York and the new Yankee Stadium.

The design team, led by Earl Santee, elected to create a nautical image with shipyard crane-like light towers and arrays of colorful flags. However, it also had to fit into the downtown business scene, and the brick exterior of the stadium was selected for just that purpose.

Harbor Park features nearly 9,000 lower-deck seats, 2,800 upper-deck seats, and 400 seats in 24 luxury skyboxes. The park also features a 225-seat restaurant known as "Hits at the Park," a climate-controlled facility that offers a complete view of the playing field. Two LED video boards were installed in the right field scoreboard prior to the 2006 season, while three LED ribbon boards were installed prior to the 2013 season. An additional party deck was built in right field prior to the 2009 season which moved the right field fence in 20 feet. The playing surface was completely renovated prior to the 2014 season, with the center field fences moved in 10 feet. The picnic area in left field was completely renovated prior to the 2018 season. The Harbor Park field dimensions are 333 ft in LF, 400 ft in CF, and 318 ft in RF, and the capacity of the ballpark is 11,856.

The facility is owned by the City of Norfolk. Its construction was financed by rent paid by the Tides and other revenue from non-baseball events held in the facility. The total cost of construction for the stadium exceeded \$16 million.

Harbor Park was selected by *Baseball America* as the finest minor league facility in the United States in 1995.

HARBOR PARK PREGAME SCHEDULE

	<u>7:05 GAME</u>	<u>6:35 GAME</u>
Tides Infield	4:20 PM	3:50 PM
Tides B.P.	4:30 PM	4:00 PM
Visitor's B.P.	5:15 PM	4:45 PM
Visitor's Infield	6:00 PM	5:30 PM
	<u>6:05 GAME</u>	<u>4:05 GAME</u>
Tides Infield	3:20 PM	1:20 PM
Tides B.P.	3:30 PM	1:30 PM
Visitor's B.P.	4:15 PM	2:15 PM
Visitor's Infield	5:00 PM	3:00 PM
	<u>1:05 GAME</u>	<u>12:05 GAME</u>
Tides Infield	10:20 AM	9:20 AM
Tides B.P.	10:30 AM	9:30 AM
Visitor's B.P.	11:15 AM	10:15 AM
Visitor's Infield	12:00 PM	11:00 AM

HARBOR PARK FIRSTS

First Game at Harbor Park	April 14, 1993 Tides vs. Ottawa
First Win at Harbor Park	April 14, 1993 (Tides 2, Ottawa 0)
First Tides' Starting Pitcher	Bobby J. Jones, RHP
First Pitch	Strike by Bobby J. Jones
First Tides' Relief Pitcher	Gregg Langbehn (4/14/93)
First Tides' Winning Pitcher	Bobby J. Jones (4/14/93)
First Batter	F.P. Santangelo, Ottawa
First Hit	Terrel Hansen, Ottawa
First Tides' Batter	Wayne Housie
First Tides' Hit	Steve Springer, double (4/14/93)
First Tides' Run	Eric Bullock (4/14/93)
First Tides' Double	Steve Springer (4/14/93)
First Tides' Triple	Eric Hillman (4/17/93)
First Tides' Home Run	Steve Springer (4/15/93)
First Tides' RBI	Steve Springer (4/14/93)
First Tides Stolen Base	Eric Bullock (4/14/93)
First No-Hitter (7 Innings)	Steve Trachsel (5/29/01)

TIDES TRIPLE-A REGULAR SEASON ATTENDANCE

<u>YEAR</u>	<u>ATTENDANCE</u>	<u>YEAR</u>	<u>ATTENDANCE</u>
1969*	68,446	1996	506,965
1970*	139,185	1997	507,328
1971	132,970	1998	479,222
1972	100,780	1999	486,727
1973	103,426	2000	479,741
1974	69,027	2001	498,950
1975	112,100	2002	500,192
1976	103,390	2003	480,963
1977	136,390	2004	485,260
1978	113,281	2005	502,502
1979	107,685	2006	463,769
1980	114,404	2007	464,034
1981	135,033	2008	433,767
1982*	145,339	2009	387,153
1983	138,659	2010	392,752
1984	125,720	2011	397,889
1985*	155,716	2012	389,188
1986*	168,483	2013	382,195
1987*	168,517	2014	358,147
1988*	194,089	2015	386,402
1989*	216,429	2016	373,042
1990	193,055	2017	359,263
1991	196,998	2018	341,369
1992	174,362	2019	350,086
1993*	529,708		
1994*	546,826		
1995*	560,211		

*Triple-A Franchise Attendance Record

<u>YEARS</u>	<u>FACILITY</u>	<u>TOTAL ATTENDANCE</u>
1969	Frank D. Lawrence Stadium	68,446
1970-1992	Metropolitan Memorial Park	3,245,038
1993-	Harbor Park	12,043,651

TOP TEN BASEBALL CROWDS AT HARBOR PARK

<u>#</u>	<u>ATTENDANCE</u>	<u>DATE</u>	<u>OPPONENT</u>
1.	14,263	8/31/96	Richmond
2.	13,902	8/27/16	Charlotte
3.	13,727	9/2/95	Richmond
4.	13,722	9/5/98	Richmond
5.	13,531	8/22/15	Toledo
6.	13,403	8/30/03	Richmond
7.	13,213	8/9/03	Richmond
8.	13,161	8/11/97	Columbus
9.	13,119	7/3/02	Richmond
10.	13,079	8/30/97	Ottawa

MEDIA INFORMATION

CREDENTIALS: To obtain media credentials, please email ilocke@norfolktides.com. All requests should be made at least 24 hours prior to game time to assure compliance. Credentials can be picked up at the Harbor Park offices or at the Will Call area located at the home plate entrance of the park. Any additional requests should be made through the Media Relations Office.

PHOTOGRAPHERS: Photographers may work out of the camera pits located in the outfield ends of both dugouts. Other areas are available, but must be approved by the Tides prior to the game. At no time will photographers be allowed to obstruct a fan's view of the game, interfere with play on the field, or interfere with players in the dugout. Photographers MUST stay in the designated areas during play.

CLUBHOUSES: The Tides clubhouse is open to accredited media up to 65 minutes before game time. There will be no admittance during games, during rain delays, or between games of a doubleheader unless approved by the field manager. Players and coaches will be made available 10-15 minutes after the conclusion of a game. Times are subject to change and will be communicated as soon as possible. The Training Room and Food Lounge are off limits at all times. Any requests for interviews with visiting clubs should be set up in advance with the Tides Media Relations Department. Visitors in the clubhouse, including accredited media members, should conduct themselves in a professional manner. Autograph seeking, touching equipment in lockers, and sampling player food spreads is prohibited. Clubhouse business should be conducted as expeditiously as possible with a minimum of disruption of regular game routines.

FIELD AND DUGOUTS: A general code is to be observed by the media so uniformed personnel may do their pre-game work unimpeded. The playing field and dugouts must be clear of all media 65 minutes prior to game time and remain so until after the game ends - with the exception of photographers as noted above. Photographers and credentialed media must stay on the warning track or in the dugouts.

PRESS BOX: The press box is located on the fourth level of Harbor Park behind home plate. Each workspace is equipped with an electrical outlet, phone line, and wireless internet access. The press box is open to working media ONLY. Credentials are required for admittance and media must notify the Tides PR department if they intend to use the press box during games. The press box is a working environment - please respect those working around you.

GAME NOTES: Game notes, rosters, lineups and statistics are available in the press box approximately three hours prior to game time. Anyone needing information earlier should contact the media relations office. To be added to a game notes distribution list, please email llocke@norfolktides.com.

INTERVIEWS: Interviews can be conducted with the coaching staff and players on the field or in the dugout prior to or after batting practice as long as the interview does not interrupt pre-game routines. All pre-game interviews must be completed at least 65 minutes prior to the scheduled game time. The coaching staff and players will be available in the clubhouse approximately 10-15 minutes after the conclusion of a game.



BALTIMORE ORIOLES FRONT OFFICE STAFF

BASEBALL OPERATIONS

Executive Vice President and General ManagerMike Elias
 Director, Baseball DevelopmentEve Rosenbaum
 Director, Baseball AdministrationKevin Buck
 Manager, Team TravelJeff Gillis
 Manager, Advance Scouting OperationsBill Wilkes
 Coordinator, Major League Video/Advance ScoutingBen Sussman-Hyde
 Coordinator, Major League ScoutingRyan Klimek

BASEBALL ANALYTICS

Vice President & Assistant General Manager, AnalyticsSig Mejdal
 Manager, Baseball SystemsDi Zou

PLAYER DEVELOPMENT

Director, Player DevelopmentMatt Blood
 Director, Minor League OperationsKent Qualls
 Director, PitchingChris Holt
 Director, Dominican Republic AcademyFelipe Rojas Alou, Jr.
 Senior Manager, Minor League & International AdministrationJ. Maria Arellano
 Spanish Translator and Coordinator, Latin American OperationsRamón Alarcón
 Coordinator, Florida & Latin America PitchingDave Schmidt
 Coordinator, Pitching RehabilitationMike Griffin
 Minor League Medical CoordinatorDave Walker
 Minor League Strength & Conditioning CoordinatorNick White
 Rehab CoordinatorKyle Corrick
 Minor League Equipment ManagerJake Parker

COMMUNICATIONS

Director, Public RelationsKristen Hudak
 Senior Manager, Baseball CommunicationsJim Misudek
 Senior Coordinator, Public Relations & PublicationsKailey Adams
 Senior Coordinator, Baseball CommunicationsAdam Esselman
 Senior Coordinator, Player & Family RelationsJackie Harig
 Public Relations AssistantLiam Davis

2020 ORIOLES MINOR LEAGUE COACHING STAFFS

Norfolk Tides (Triple-A)

Manager - Gary Kendall
 Pitching Coach - Kennie Steenstra
 Hitting Coach - Sean Berry
 Fundamentals Coach - Ramon Sambo
 Development Coach - Eli Steinfield
 Athletic Trainer - Chris Poole

Bowie Baysox (Double-A)

Manager - Buck Britton
 Pitching Coach - Justin Ramsey
 Hitting Coach - Tim Gibbons
 Fundamentals Coach - Butch Davis
 Development Coach - Grant Anders
 Athletic Trainer - Brian Guzman

Frederick Keys (Advanced-A)

Manager - Kyle Moore
 Pitching Coach - Josh Conway
 Hitting Coach - Tom Eller
 Fundamentals Coach - Collin Woody
 Development Coach - David Barry
 Athletic Trainer - Marty Brinker

Delmarva Shorebirds (Class-A)

Manager - Dave Anderson
 Pitching Coach - Robbie Aviles
 Hitting Coach - Ryan Fuller
 Fundamentals Coach - Jeff Kunkel
 Development Coach - Matt Packer
 Athletic Trainer - Adam Sparks

Aberdeen IronBirds (Short-A)

Manager - Kevin Bradshaw
 Pitching Coach - Joe Haumacher
 Hitting Coach - Anthony Villa
 Fundamentals Coach - Branden Becker
 Development Coach - Joe Botelho
 Athletic Trainer - Gary Smith

GCL Orioles (Rookie)

Manager - Alan Mills
 Pitching Coach - Adam Bleday
 Hitting Coach - Patrick Jones
 Fundamentals Coach - Christian Frias
 Development Coach - Tim DeJohn
 Athletic Trainer - Aliks Lorie

DSL Orioles (Rookie)

Manager DSL1 - Elvis Morel
 Manager DSL2 - Chris Madera
 Pitching Coach - Dionis Pascual
 Pitching Coach - Robert Pérez
 Pitching Coach - Andrew Sadoski
 Hitting Coach - Ramón Caraballo
 Hitting Coach - Ramón Lubo
 Hitting Coach - Josh Bunselmeyer
 Fundamentals Coach - Miguel Jabalera
 Development Coach - Rubén Francisca
 Athletic Trainer - Brandon Rodriguez
 Athletic Trainer - Julio Ibarra

TIDES IN THE COMMUNITY

The Tides organization is committed to providing community support throughout Hampton Roads. Whether the situation calls for a team visit to a hospital, a mascot appearance at a company picnic, or simply a partnership to help raise awareness for a greater cause, the Tides are eager to help. Being able to positively affect the lives of our fans is a goal we strive to achieve every day.



A photograph of Gary Kendall, a coach for the Norfolk Tides. He is wearing an orange baseball jersey with white piping and a black cap with the team's logo. He is leaning on a railing, looking off to the side. In the background, another person in a dark uniform is visible.

GARY KENDALL



COACHING STAFF

Gary Kendall

MANAGER

BATS **RIGHT** THROWS **RIGHT** DOB **4/1/95**

BORN: **Baltimore, MD** RESIDES: **Princess Anne, MD**
 HIGH SCHOOL: **Sparrows Point High School (Baltimore, MD)**
 COLLEGE: **Community College of Baltimore, Atlantic Christian College (NC)**
 OPENING DAY AGE: **55**



GARY KENDALL is in his second year in Norfolk and his 21st season in the Orioles organization. He posted a 60-79 record in his first season with the Tides, leading a squad that featured an International League Most Valuable Player (IF/OF Ryan Mountcastle) and the league-leader in strikeouts (LHP Keegan Akin). Prior to his time in Norfolk, he spent the previous eight seasons as the manager of the Bowie Baysox, where he set the club's franchise record with 570 wins. Kendall led the Baysox to a postseason appearance in three of his eight seasons with Bowie, including the franchise's lone Eastern League championship during the 2015 campaign. Following the 2013 season he skippered the Surprise Saguaros of the Arizona Fall League, helping lead them to the AFL championship. Kendall has also managed at Class-A Delmarva, Short-Season A Aberdeen and Rookie-level Bluefield in the Orioles system, amassing 962 career managerial victories over his 16-year managerial career.

Kendall began his coaching career at the Community College of Baltimore from 1987-1989 before moving on to Towson State University from 1990-1991. He served as a part-time scout for the Orioles from 1991-1995 before joining the San Diego Padres as a scout from 1996-1999. He rejoined the Orioles organization in 2000, joining Rookie-level Bluefield as a Field Coach for two seasons before serving as a coach with Aberdeen in 2002 and 2003.

In addition to his stints as a manager and coach in the Orioles system, Kendall also served as the Baltimore Orioles Extended Spring Coordinator in 2008 and 2009. He earned the Cal Ripken Sr. Player Development Award in 2013. He is just the third Tides manager since Norfolk became an Orioles affiliate in 2007, following Gary Allenson (2007-2011) and Ron Johnson (2012-2018).

Kendall is a 1981 graduate of Sparrows Point High School in Baltimore, and he went on to play baseball at the Community College of Baltimore and at Atlantic Christian College (NC), where he received his degree in 1987.

GARY KENDALL'S MANAGERIAL CAREER

YR	CLUB	LEAGUE	ORG	W-L	PCT	FINISH
2004	Bluefield	Appalachian (R)	BAL	28-39	.418	4th
2005	Delmarva	South Atlantic (A)	BAL	72-67	.518	3rd*
2006	Delmarva	South Atlantic (A)	BAL	64-73	.467	6th
2007	Delmarva	South Atlantic (A)	BAL	68-68	.500	5th
2008	Aberdeen	New York-Penn (A)	BAL	36-39	.480	4th
2009	Aberdeen	New York-Penn (A)	BAL	30-44	.405	4th
2010	Aberdeen	New York-Penn (A)	BAL	34-40	.459	3rd
2011	Bowie	Eastern (AA)	BAL	75-66	.524	3rd
2012	Bowie	Eastern (AA)	BAL	78-64	.549	2nd*
2013	Bowie	Eastern (AA)	BAL	71-71	.500	3rd
2014	Bowie	Eastern (AA)	BAL	72-70	.507	3rd
2015	Bowie	Eastern (AA)	BAL	79-63	.556	1st*
2016	Bowie	Eastern (AA)	BAL	56-86	.394	6th
2017	Bowie	Eastern (AA)	BAL	72-68	.514	2nd*
2018	Bowie	Eastern (AA)	BAL	67-71	.486	4th
2019	Norfolk	International (AAA)	BAL	60-79	.432	4th

CAREER TOTALS (16 YEARS) 962-1,008 .488

**Made Postseason*

MAJOR LEAGUE ALL-STARS GARY KENDALL HAS MANAGED (15)

PLAYER	TEAM	YEAR	MLB ALL-STAR
Britton, Zach	Bowie	2011, 2012, 2017*, 2018*	2015, 2016
Davis, Chris	Bowie	2011*, 2014*	2013
Guerrero, Vladimir	Bowie	2011*	8x
Hardy, J.J.	Bowie	2016*	2007, 2013
Izturis, Cesar	Bowie	2011*	2005
Lee, Derrek	Bowie	2011*	2005, 2007
Machado, Manny	Aberdeen, Bowie	2010, 2012	2013, 2015, 2016, 2018
Markakis, Nick	Bowie	2012*	2018
Means, John	Bowie	2017, 2018	2019
Roberts, Brian	Bowie	2012*	2005, 2007
Schoop, Jonathan	Bowie	2012, 2018*	2017
Simón, Alfredo	Bowie	2011	2014
Tillman, Chris	Bowie	2012*, 2017*	2013
Trumbo, Mark	Bowie, Norfolk	2018*, 2019*	2012, 2016
Wieters, Matt	Bowie	2015*	2011, 2012, 2014, 2016

**Rehab Assignment*



GARY KENDALL was promoted to Norfolk in 2019 after an eight-year stint with the Bowie Baysox, where he set a franchise record with 570 wins. (Steven Goldberg/Norfolk Tides)

Kennie Steenstra

PITCHING COACH

BATS **RIGHT** THROWS **RIGHT** DOB **10/13/70**

BORN: **Springfield, MO** RESIDES: **Liberty, MO**
 HIGH SCHOOL: **Plato High School (Plato, MD)**
 COLLEGE: **Wichita State University**
 OPENING DAY AGE: **49**
 MLB DEBUT: **With Chicago Cubs, 5/21/98 vs. Los Angeles Dodgers**



KENNIE STEENSTRA is entering his first season as Norfolk's Pitching Coach after a three-year stint as the Pitching Coach for Double-A Bowie, where he helped lead the Baysox to franchise records in both ERA (3.18) and WHIP (1.18) in 2019. The 2020 season is his 17th as a coach, including his 15th in the Orioles organization.

Steenstra served as the Pitching Coach in Bowie from 2017-2019 and 2010-2012. In between, he worked as the Pitching Coach for Class-A Frederick from 2013-2016. He spent his first four seasons in the Orioles organization with Class-A Delmarva from 2005-2008 before coaching in Frederick in 2009. He began his coaching career as the Pitching Coach for the Lincoln Salt Dogs in the Independent Northern League.

As a player, Steenstra pitched in 281 games (238 starts) over an 11-year minor league career split between Cubs, Braves, Mariners, Cardinals, Orioles, Marlins and Diamondbacks. He appeared in four big league games with the Cubs in 1998, making his big leagud debut at Wrigley Field against the Dodgers on 5/21/88. He also pitched in six games (four starts) for Baltimore's Triple-A affiliate in Rochester in 2002.

Steenstra was a 12th round pick of the Cubs in the 1992 draft out of Wichita State University, where he graduated with a degree in Business Administration. He was a consensus All-America selection and the Missouri Valley Conference Pitcher of the Year in 1991 in addition to being an Academic All-American during his junior and senior seasons. He also won 25 consecutive decisions during his time with the Shockers, falling one victory shy of tying the NCAA record. He also played for Team USA in the 1991 Pan American Games held in Cuba.


Steenstra's son, Logan, was a 40th round pick of the Twins in the 2019 draft out of Cowley Community College (KS).

KENNIE STEENSTRA'S COACHING CAREER

2004	Pitching Coach, Lincoln Salt Dogs (Independent League)
2005-08	Pitching Coach, Delmarva Shorebirds (Class-A, Orioles)
2009	Pitching Coach, Frederick Keys (Advanced-A, Orioles)
2010-12	Pitching Coach, Bowie Baysox (Double-A, Orioles)
2013-16	Pitching Coach, Frederick Keys (Advanced-A, Orioles)
2017-19	Pitching Coach, Bowie Baysox (Double-A, Orioles)
2020	Pitching Coach, Norfolk Tides (Triple-A, Orioles)

KENNIE STEENSTRA'S PLAYING CAREER

YR	CLUB	ORG	W-L	ERA	G	GS	CG	SHO	SV	IP	H	R	ER	BB	SO
92	Peoria (A)	CHC	6-0	2.11	12	12	4	2	0	89.2	79	29	21	21	68
	Geneva (A)	CHC	3-0	0.90	3	3	1	0	0	20.0	11	4	2	3	12
93	Iowa (AAA)	CHC	1-0	6.75	1	1	0	0	0	6.2	9	5	5	4	6
	Orlando (AA)	CHC	8-0	3.59	14	14	2	2	0	100.1	103	47	40	25	60
	Daytona (A)	CHC	5-0	2.55	13	13	1	1	0	81.1	64	26	23	12	57
94	Iowa (AAA)	CHC	1-0	13.15	3	3	0	0	0	13.0	24	21	19	4	10
	Orlando (AA)	CHC	9-0	2.61	23	23	2	1	0	158.1	146	55	46	39	83
95	Iowa (AAA)	CHC	9-1	3.89	29	26	6	2	0	171.1	174	85	74	48	96
96	Iowa (AAA)	CHC	8-0	5.01	26	26	1	0	0	158.0	170	96	88	47	101
97	Iowa (AAA)	CHC	5-0	3.92	25	25	4	0	0	160.2	161	85	70	41	111
98	CHICAGO (NL)	CHC	0-1	10.80	4	0	0	0	0	3.1	7	4	4	1	4
	Iowa (AAA)	CHC	11-0	4.38	25	24	1	1	0	148.0	171	84	72	36	104
99	Tacoma (AAA)	SEA	1-1	5.57	13	10	0	0	0	51.2	60	40	32	15	24
	Greenville (AA)	ATL	2-1	3.79	8	0	0	0	0	19.0	25	8	8	1	12
00	Memphis (AAA)	STL	1-3	3.86	10	1	0	0	2	25.2	28	11	11	12	13
	Tucson (AAA)	ARI	8-2	4.01	24	19	1	0	0	130.1	159	68	58	41	62
01	Tucson (AAA)	ARI	9-0	4.18	28	28	1	0	0	170.0	187	101	79	42	114
02	Rochester (AAA)	BAL	1-1	4.76	6	4	0	0	0	22.2	31	15	12	7	4
	Calgary (AAA)	FLA	1-0	11.13	9	4	0	0	0	32.1	64	41	40	11	19
	Tucson (AAA)	ARI	1-1	3.86	9	2	0	0	0	21.0	20	9	9	7	12
Major League Totals			0-1	10.80	4	0	0	0	0	3.1	7	4	4	1	4
Minor League Totals			90-78	4.04	281	238	24	9	2	1580.0	1686	830	709	416	968



KENNIE STEENSTRA pitched for the Cubs in 1998 and posted 90 wins over an 11-year minor league career. He helped Bowie register a franchise record 3.18 ERA in 2019. (Otto Greule Jr./Getty Images)

Sean Berry

HITTING COACH

BATS RIGHT **THROWS** RIGHT **DOB** 3/22/66

BORN: Santa Monica, CA **RESIDES:** Paso Robles, CA
HIGH SCHOOL: West High School (Torrance, CA)
COLLEGE: UCLA
OPENING DAY AGE: 54
MLB DEBUT: With Kansas City Royals, 9/17/90 at Minnesota



SEAN BERRY returns to Norfolk in 2020 as Hitting Coach, the same position he held with the Tides over a three-year stretch from 2015-2017. He spent the last two seasons in the Miami Marlins system, serving as Double-A Jacksonville's Hitting Coach in 2019 after a year as Miami's Minor League Hitting Coordinator.

During Berry's original stint with the Tides, he helped coach five different players to the International League Midseason All-Star Team: C Steve Clevenger (2015), OF Dariel Álvarez (2015), C Audry Pérez (2016), C Chance Sisco (2017) and IF Johnny Giavotella (2017). He also worked with future big leaguers Trey Mancini, Christian Walker and Mike Yastrzemski during his first three-year stint as Norfolk's Hitting Coach.

Berry worked as the Minor League Hitting Coordinator with the San Diego Padres from 2011-2014, and he was the Hitting Coach for the Houston Astros from 2006-2010. He began his coaching career in 2003 with Double-A Round Rock before serving as Houston's Minor League Hitting Coordinator from 2005-2006.

After being selected in the first round (9th overall) of the 1986 draft out of UCLA, Berry enjoyed an 11-year Major League career with the Royals, Expos, Astros, Brewers and Red Sox. He hit .272 with 81 home runs, 369 RBI and 310 runs scored over 860 MLB games, and appeared in the National League Division Series with the Astros in both 1997 and 1998. He was a member of the Astros original "Killer B's" alongside Jeff Bagwell, Craig Biggio and Derek Bell.

SEAN BERRY'S COACHING CAREER

2003-04 Hitting Coach, Round Rock Express (Double-A, Astros)
 2005-06 Minor League Hitting Coordinator, Houston Astros
 2006-10 Hitting Coach, Houston Astros
 2011-14 Minor League Hitting Coordinator, San Diego Padres
 2015-17 Hitting Coach, Norfolk Tides (Triple-A, Orioles)
 2018 Minor League Hitting Coordinator, Miami Marlins
 2019 Hitting Coach, Jacksonville Jumbo Shrimp (Double-A, Marlins)
 2020 Hitting Coach, Norfolk Tides (Triple-A, Orioles)

SEAN BERRY'S PLAYING CAREER

YR	CLUB	ORG	AVG	G	AB	R	H	2B	3B	HR	RBI	BB	SO	SB	CS
86	Eugene (A)	KCR	.319	65	238	53	76	20	2	5	44	44	73	10	1
87	Fort Myers (A)	KCR	.254	66	205	26	52	7	2	2	30	43	65	4	4
88	Baseball City (A)	KCR	.234	94	304	34	71	6	4	4	30	31	62	24	11
89	Baseball City (A)	KCR	.266	116	399	67	106	19	7	4	44	44	68	37	11
90	KANSAS CITY (AL)	KCR	.217	8	23	2	5	1	1	0	4	2	5	0	0
	Memphis (AAA)	KCR	.292	135	487	73	142	25	4	14	77	44	89	19	9
91	KANSAS CITY (AL)	KCR	.133	31	60	5	8	3	0	0	1	5	23	0	0
	Omaha (AAA)	KCR	.264	103	368	62	97	21	9	11	54	48	70	8	6
92	MONTREAL (NL)	MON	.333	24	57	5	19	1	0	1	4	1	11	2	1
	Omaha (AAA)	KCR	.287	122	439	61	126	22	2	21	77	39	87	6	8
93	MONTREAL (NL)	MON	.261	122	299	50	78	15	2	14	49	41	70	12	2
94	MONTREAL (NL)	MON	.278	103	320	43	89	19	2	11	41	32	50	14	0
95	MONTREAL (NL)	MON	.318	103	314	38	100	22	1	14	55	25	53	3	8
96	HOUSTON (NL)	HOU	.281	132	431	55	121	38	1	17	95	23	58	12	6
97	HOUSTON (NL)	HOU	.256	96	301	37	77	24	1	8	43	25	53	1	5
	New Orleans (AAA)	HOU	.333	3	9	1	3	0	0	0	0	3	3	0	0
98	HOUSTON (NL)	HOU	.314	102	299	48	94	17	1	13	52	31	50	3	1
99	MILWAUKEE (NL)	MIL	.228	106	259	26	59	11	1	2	23	17	50	0	0
00	MILWAUKEE (NL)	MIL	.152	32	46	1	7	2	0	1	2	4	13	0	1
	BOSTON (AL)	BOS	.000	1	4	0	0	0	0	0	0	0	2	0	0
	Pawtucket (AAA)	BOS	.368	16	57	12	21	3	0	2	4	6	17	0	0
	Buffalo (AAA)	CLE	.271	13	48	2	13	0	0	0	8	4	3	1	0
	Sarasota (A)	BOS	.250	1	4	0	1	0	0	0	0	0	2	0	0
01	Dunedin (A)	TOR	.190	12	42	9	8	2	0	2	7	8	10	0	0
	Minor League Totals		.275	746	2600	400	719	125	30	65	375	314	549	109	50
	Major League Totals		.272	860	2413	310	657	453	10	81	369	206	438	47	24



SEAN BERRY enjoyed a three-year stint as Norfolk's Hitting Coach from 2015-2017 before returning to the Tides in 2020. (Steven Goldberg/Norfolk Tides)

Ramon Sambo

FUNDAMENTALS COACH

BATS **BOTH** THROWS **RIGHT** DOB **10/29/62**

BORN: **La Romana, DR**
OPENING DAY AGE: **57**

RESIDES: **Bradenton, FL**



RAMON SAMBO is in his second season with Norfolk and his 14th season in the Orioles organization. In 2019, he was named as a Coach on the International League Midseason All-Star Team. Prior to joining the Tides, he spent six seasons as a Field Coach in the Orioles system with the GCL Orioles (2013-15), Frederick Keys (2016) and Aberdeen IronBirds (2017-18). He also served as a coach and coordinator in the Pirates system from 1999-2006.

Sambo has served as a minor league manager for eight seasons, including six in the Orioles system. He's posted a 283-284 record as a minor league skipper, and his managing stints in the O's organization include five seasons with the GCL Orioles (2007, 2009-2012) and Class-A Delmarva in 2008. He also managed the DSL Pirates in the Pittsburgh system in 1995 and 1996.

As a player, Sambo spent 10 minor league seasons with the Philadelphia Phillies, Cincinnati Reds, Milwaukee Brewers, Chicago White Sox and California Angels. He was named to the 1984 South Atlantic League All-Star Team and earned All-Star honors in the Texas League in 1989. He also broke the Midwest League stolen base record with 98 steals for Cedar Rapids during the 1988 campaign.

Sambo resides in Bradenton, FL with his wife, Ada, and daughter, Yorangel.



RAMON SAMBO was named as a Coach on the International League Midseason All-Star Team during the 2019 campaign, his first season in Norfolk. (Scott Sears/Norfolk Tides)

RAMON SAMBO COACHING CAREER

1997	Field Coach, Erie Seawolves (Class-A, Pirates)
1998	Outfield and Baserunning Coordinator, Pittsburgh Pirates
1999	Hitting Coach, Williamsport Crosscutters (Short Season-A, Pirates)
2000-01	Field Coach, Bradenton Pirates, (Class-A, Pirates)
2002	Field Coach, Williamsport Crosscutters (Short Season-A, Pirates)
2003-04	Latin American Field Coordinator, Pittsburgh Pirates
2004	Field Coach, Gulf Coast League Pirates (Rookie Level, Pirates)
2005	Field Coach, Williamsport Crosscutters (Short Season-A, Pirates)
2006	Field Coach, Lynchburg Hillcats (Class-A, Pirates)
2013-15	Field Coach, Gulf Coast Orioles (Rookie Level, Orioles)
2016	Field Coach, Frederick Keys (Class-A, Orioles)
2017-18	Field Coach, Aberdeen IronBirds (Short Season, Orioles)
2019-	Fundamentals Coach, Norfolk Tides (Triple-A, Orioles)

RAMON SAMBO MANAGERIAL CAREER

YR	CLUB	LEAGUE	ORG	W-L	PCT
1995	DSL Pirates	Dominican Summer (R)	PIT	30-36	.418
1996	DSL Pirates	Dominican Summer (R)	PIT	25-46	.352
2007	GCL Orioles	Gulf Coast (R)	BAL	32-24	.571
2008	Delmarva	South Atlantic (A)	BAL	78-61	.561
2009	GCL Orioles	Gulf Coast (R)	BAL	30-26	.536
2010	GCL Orioles	Gulf Coast (R)	BAL	25-34	.424
2011	GCL Orioles	Gulf Coast (R)	BAL	38-22	.633
2012	GCL Orioles	Gulf Coast (R)	BAL	25-35	.417
CAREER TOTALS (8 YEARS)				283-284	.499

RAMON SAMBO'S PLAYING CAREER

YR	CLUB	ORG	AVG	G	AB	R	H	2B	3B	HR	RBI	BB	SO	SB	CS
82	Helena (R)	PHI	.333	19	33	7	11	1	0	0	1	5	9	5	1
83	Bend (A)	PHI	.262	49	164	33	43	2	1	1	9	27	53	20	6
84	Spartanburg (A)	PHI	.300	96	353	75	106	9	2	0	29	64	55	57	14
85	Clearwater (A)	PHI	.262	110	397	63	104	2	5	0	21	37	57	28	17
86	Vermont (AA)	CIN	.294	62	214	39	63	1	4	0	23	45	28	25	10
87	Vermont (AA)	CIN	.226	11	31	3	7	1	0	0	1	1	2	1	2
	Tampa (A)	CIN	.268	88	302	66	81	10	1	0	17	65	43	60	12
88	Cedar Rapids (A)	CIN	.253	139	565	101	143	14	3	1	33	78	116	98	17
89	El Paso (AA)	MIL	.322	115	466	80	150	10	4	2	34	50	99	47	13
90	Vancouver (AAA)	CHW	.250	102	324	46	81	3	3	0	31	54	59	30	10
91	Midland (AA)	CAL	.286	55	161	29	46	5	2	0	10	29	23	14	8
Minor League Totals			.277	846	3010	542	835	58	25	4	209	455	544	385	110

Eli Steinfield

DEVELOPMENT COACH

RESIDES: **West Palm Beach, FL**

COLLEGE: **Columbia University, Indiana University**



ELI STEINFELD is in his first season in the Orioles organization. He spent the 2019 season with the Houston Astros, where he served as a Player Development Technology Apprentice. He worked with the New York Mets as a Player Development Intern in 2018 and worked with the Detroit Tigers as an Amateur Scouting Intern in 2016.

Steinfeld earned a Bachelor of Science in Kinesiology from Indiana University before getting his Masters in Sport Management from Columbia University.

Chris Poole

ATHLETIC TRAINER

DOB
1/4/88

RESIDES: **Columbia, MD**

COLLEGE: **Towson University, William Paterson University**

OPENING DAY AGE: **32**



CHRIS POOLE is in his third season as the Athletic Trainer for the Tides after spending the previous three years as a Major League Assistant Athletic Trainer with the Orioles. He has been an athletic trainer in the O's organization since 2013, having previously spent time with the GCL Orioles and Aberdeen IronBirds.

Poole received his Bachelor of Science degree in Athletic Training from Towson University and his Master of Science degree in Exercise Science with a concentration in Exercise Physiology from William Paterson University. He is a member of the National Athletic Trainers Association, Maryland Athletic Trainers Association, MidAthletic Trainers Association, and the Professional Baseball Athletic Trainers Society.

Trey Wiedman

STRENGTH COACH

DOB
8/25/86

RESIDES: **Houston, TX**

COLLEGE: **University of Memphis, A.T. Still University, University of Houston**

OPENING DAY AGE: **33**

TREY WIEDMAN is in his first season in the Orioles organization after spending the previous nine years in the Houston Astros organization. He served as a strength coach across multiple levels in the Astros system, and the last three years he was the Assistant Major League Strength and Conditioning Coach in Houston.

Wiedman earned a Bachelor's in Exercises Science at University of Memphis, and he played baseball there as well. He's also earned a Master's of Science in Exercise Science from A.T. Still University, and he's currently studying to be a Registered Dietitian at the University of Houston.



PLAYER BIOS

Keegan Akin

Keegan Lee Akin (A-kin)

LEFT-HANDED PITCHER

BATS **LEFT** THROWS **LEFT** HEIGHT **6-0** WEIGHT **225** DOB **4/1/95** SERVICE TIME **0.000**

BORN: **Alma, MI** RESIDES: **Sumner, MI**
 HIGH SCHOOL: **Bullock Creek High School (Midland, MI)**
 COLLEGE: **Western Michigan University**
 ACQUIRED: **Selected by Baltimore in the 2nd round of the 2016 draft**
 MLB DEBUT:

 @KeeganAkin
 @KeeganAkin



CAREER HIGHS

STRIKEOUTS

12, 5/1/18 @ Erie

RUNS ALLOWED

8, 8/18/19 @ Syracuse

INNINGS

8.0, 6/27/17 vs. Wilmington

EARNED RUNS ALLOWED

8, 8/18/19 @ Syracuse

WALKS

7, 8/24/19 @ Charlotte

HITS ALLOWED

10, 4/12/17 vs. Potomac

HOME RUNS ALLOWED

4, 5/22/17 vs. Wilmington

PITCHES IN A GAME

110, 6/27/17 vs. Wilmington

PERSONAL

- Selected by Baltimore in the 2nd round (54th overall) of the 2016 draft.
- Attended Western Michigan University, where he posted a 3.07 ERA and 270 strikeouts in 49 outings for the Broncos. Posted a 1.82 ERA in 17 games (17 starts) in 2016 and set the WMU school record with 133 strikeouts, surpassing the previous record of 99 strikeouts.
- Guided the Broncos to a Mid-American Conference (MAC) championship in 2016 and their first NCAA Tournament appearance since 1989.
- During his junior season at WMU, was named a Third Team All-American by *Baseball America*, named to First Team All-MAC, named to All-MAC Defensive Team, was the MAC Tournament Most Valuable Player, made the All-MAC Tournament Team, and was a two-time winner of the MAC West Player of the Week honor.
- Was the highest draft pick by a Western Michigan University player since 1970.
- Attended Bullock Creek High School (Midland, MI), where he went 10-0 with 104 strikeouts in 49.0 innings pitched during his senior year. Threw a perfect game, two no-hitters and three one-hitters during his senior year in high school.
- Was a teammate of fellow Orioles farmhand Cody Sedlock in the Cape Cod League during the 2015 summer season.

RANKING ON ORIOLES TOP PROSPECT LISTS ENTERING 2020

#9 - Baseball America | #11 - MLB.com

2019

- Spent the entire season with Norfolk, going 6-7 with a 4.73 ERA in 25 games (24 starts)
- Led the International League with 131 strikeouts, the first Tides pitcher to lead the circuit in punchouts since Manny Hernandez did so with 157 strikeouts in 1990.
- His 131 strikeouts were the most recorded by a Tides pitcher as an Orioles affiliate, besting a 120-strikeout campaign by Garrett Olson in 2008.
- Was named the starting pitcher for the International League in the Triple-A All-Star Game, the first Tides pitcher to start the All-Star Game since Jason Scobie in 2005.
- Ranked among IL leaders in average against (1st, .256), starts (T-4th, 24), ERA (6th, 4.73), WHIP (12th, 1.51) and innings pitched (T-12th, 112.1).
- Allowed three earned runs or less in 21 of his 24 starts.
- Registered at least five strikeouts in 17 of his 24 starts, including a 10-strikeout outing on 4/12 vs. Toledo in which he threw just 13 balls over his 6.0-inning, 78-pitch performance.
- Earned first Triple-A victory and threw a season-high 6.2 innings, 5/10 vs. Buffalo.
- Yielded just 10 home runs all season. Allowed just one homer to a left-handed batter all season, and surrendered two homers in a game just once (8/18 at Syracuse).
- Limited IL right-handers to a .226 average

2018

- Spent the entire season with Double-A Bowie, going 14-7 with a 3.27 ERA in 25 starts.
- Shared the Jim Palmer Award for Orioles Minor League Pitcher of the Year with LHP Zac Lowther. He was honored in an on-field ceremony at Camden Yards on 9/15.
- Named the Eastern League Pitcher of the Year, and was selected as both a Midseason and Postseason Eastern League All-Star. He worked a scoreless inning in the EL All-Star Game.
- Led the Eastern League in strikeouts (142), wins (14), opponent's batting average (.225) and strikeouts per nine IP among starters (9.28). Also ranked among league leaders in ERA (3rd, 3.27), fewest baserunners per nine IP among starters (3rd, 11.51) and walks (5th, 58).

2018


- Ranked second among Orioles farmhands with 142 strikeouts (trailing Zac Lowther's 151 punchouts), while his 3.27 ERA ranked 5th in the O's organization.
- His 14 victories were tied for second in all of Minor League Baseball. The only pitcher with more wins was Cincinnati farmhand Scott Moss, who registered 15 victories. The 14 wins were the 2nd-most in Bowie franchise history behind Brad Bergesen's 15 wins in 2008.
- Went 9-1 with a 2.58 ERA in 11 road starts. He struck out 73 while allowing 51 hits in 66.1 innings away from home while holding opponents to a .214 average.
- Set a new career-high with 12 strikeouts over 6.0 innings in a win at Erie on 5/1. It was the most strikeouts in a game by a Baysox pitcher since Radhames Liz struck out 14 during the 2007 season. Also had a 10-strikeout performance on 5/27 at Binghamton to become the first Baysox pitcher with multiple double-digit strikeout efforts in a season since Mike Ballard accomplished the feat in 2011.

2017

- Spent entire season with Class-A Frederick, where he went 7-8 with a 4.14 ERA.
- Registered a career-high 10 strikeouts on two occasions: 4/12 vs. Potomac and 7/18 at Down East.
- Took a no-hit bid into the eighth inning in a victory against Wilmington on 6/27 (8.0 IP, 1 H, 0 R, 3 BB, 6 K).
- Was twice named the Carolina League Pitcher of the Week: 6/4 and 7/2.
- Allowed three earned runs or less in 18 of his 21 starts.
- Went 5-3 with a 3.70 ERA (23 ER, 56.0 IP) and a .211 opponents average in 11 home games.
- Was 3-1 with a 0.90 ERA (3 ER, 30.0 IP) in five June starts, allowing just 13 hits.
- Rated by MLB.com as the #9 prospect in the Orioles system after the 2017 season.

2016

- Spent the year in Aberdeen, posting a 1.04 ERA in nine starts.
- Registered 29 strikeouts and just seven walks while holding opponents to a .161 average (15-93). Held left-handed batters to a .129 average (4-31) with nine strikeouts, with righties batting .177 (11-62) with 20 strikeouts against him.
- Did not allow a run in seven of his nine outings, including each of his last six.



KEEGAN AKIN led the International League in strikeouts in 2019, the first Tides pitcher to do so since Manny Hernandez accomplished the feat in 1990. (Scott Sears/Norfolk Tides)

YR	TEAM	ORG	W-L	ERA	G	GS	CG	SHO	SV	IP	H	R	ER	HR	HB	BB	SO	WHIP	AVG
2016	Aberdeen IronBirds (A)	BAL	0-1	1.04	9	9	0	0	0	26.0	15	4	3	0	0	7	29	0.85	.161
2017	Frederick Keys (A+)	BAL	7-8	4.14	21	21	0	0	0	100.0	89	50	46	12	3	46	111	1.35	.240
2018	Bowie Baysox (AA)	BAL	14-7	3.27	25	25	0	0	0	137.2	114	52	50	16	4	58	142	1.25	.225
2019	Norfolk Tides (AAA)	BAL	6-7	4.73	25	24	0	0	0	112.1	109	64	59	10	2	61	131	1.51	.252
Minor League Totals			27-23	3.78	80	79	0	0	0	376.0	327	170	158	38	9	172	413	1.33	.233

Cristian Alvarado

Cristian Santo (Castro) Alvarado (ahl-ba-RAH-doh)

RIGHT-HANDED PITCHER

BATS **RIGHT** THROWS **RIGHT** HEIGHT **6-3** WEIGHT **175** DOB **9/20/94** SERVICE TIME **0.000**

BORN: **Acarigua, VZ**

HIGH SCHOOL:

COLLEGE:


ACQUIRED: **Signed by Baltimore as a non-drafted free agent, 8/23/11**

MLB DEBUT:

RESIDES: **Guacara, VZ**



@calvarado_37



CAREER HIGHS

STRIKEOUTS

11, 7/20/17 vs. Wilmington

INNINGS

8.0, 7/14/17 @ Buies Creek

WALKS

7, 8/19/15 vs. Staten Island

HOME RUNS ALLOWED

4, 7/2/18 vs. Lynchburg

RUNS ALLOWED

10, 6/9/18 @ Wilmington

EARNED RUNS ALLOWED

9, 2x, last: 7/2/18 vs. Lynchburg

HITS ALLOWED

13, 6/9/18 @ Wilmington

PITCHES IN A GAME

115, 8/19/15 vs. Staten Island

PERSONAL

- ◆ Signed at the age of 16 by Baltimore as a non-drafted free agent, 8/23/11.
- ◆ Born in the same town in Venezuela as veteran MLB catcher, Jose Lobaton.
- ◆ Current residence of Guacara, VZ is the birthplace of former Tide, Jesus Montero (2017).

2019

- ◆ Spent the entire season with Double-A Bowie, going 3-3 with a 2.66 ERA in 40 appearances.
- ◆ Recorded 13 saves in 15 opportunities, with his 13 saves ranking 9th in the Eastern League and tied for second among Orioles minor leaguers.
- ◆ Tallied first save on June 28th. 11 of his 13 saves came after the EL All-Star break.
- ◆ Held EL batters to an .080 average in June, posting a 0.59 ERA and 0.26 WHIP in 15.1 IP.
- ◆ His 40 appearances were tied for the third-most among Orioles minor league pitchers.
- ◆ Did not allow a hit in final seven appearances, a span of 8.1 innings. Totaled 12 strikeouts and only allowed one walk in those games.
- ◆ Kept opponents from scoring in final 11 appearances.
- ◆ Held opponents to a .162 average (11-68) with runners in scoring position.

2018

- ◆ Spent the entire season with Class-A Frederick, going 12-11 with a 4.18 ERA in 26 starts.
- ◆ Named Carolina League Midseason All-Star. Was 7-5 with a 3.64 ERA in his first 14 starts.
- ◆ Led the Carolina League in wins (12), games started (T-1st, 26) and innings pitched (155.0). Also ranked among CL leaders in WHIP (3rd, 1.26) and strikeouts (4th, 119).
- ◆ Registered the second-best walks per 9 IP ratio in the Carolina League (1.34) and ranked 4th in the circuit in fewest baserunners per 9 IP (11.85).
- ◆ Ranked among Orioles minor leaguers in wins (3rd, 12) and strikeouts (4th, 119).
- ◆ Recorded four season-high performances of eight strikeouts (5/2, 6/27, 7/18 and 8/10).
- ◆ Went 3-1 with a 2.35 ERA in five May starts, limiting CL batters to a .235 average.

2017

- ◆ Spent the entire season with Class-A Frederick, starting 25 games and tossing a Carolina League-leading three complete games.
- ◆ His three complete games were tied for third-most in all of Minor League Baseball.
- ◆ Named Carolina League Pitcher of the Week on 8/27 after tossing a complete game shutout on 8/25 at Potomac, striking out four while allowing just four hits and no walks.
- ◆ Registered the best walks per 9 IP ratio in the Carolina League at 1.38.
- ◆ Tallied a career-high 11 strikeouts vs. Wilmington on 7/20.

2016

- ◆ Named an MLB.com Organizational All-Star for the Orioles after playing the season with Class-A Delmarva, where he posted a 3.41 ERA with 148 strikeouts in 148.0 innings pitched.
- ◆ Ranked second among South Atlantic League pitchers in strikeouts (148) and IP (148.0).
- ◆ His 148 strikeouts ranked 26th in all of Minor League Baseball.
- ◆ Posted a 1.29 ERA with 39 strikeouts and four walks over 35.0 innings in June.
- ◆ Named South Atlantic League Pitcher of the Week on 7/3.
- ◆ Ranked fifth in the South Atlantic League in BB/9 IP with a 1.76 ratio.

2015

- ◆ Split the season between the Gulf Coast League Orioles and Class-A Aberdeen.
- ◆ Posted a 5-0 record and 0.33 ERA in five games with the GCL Orioles.
- ◆ Promoted to Class-A Aberdeen on 7/18, where he started seven games, going 3-2 with a 2.92 ERA and 29 strikeouts in 37.0 innings pitched.
- ◆ Allowed opposing batters to hit just .191 against him between the two levels.

2014

- ◆ Began the season with a brief stint in the Dominican Summer League, where he posted a 0.36 ERA in four games before being assigned to the GCL Orioles on 6/20.
- ◆ Registered a 0.77 ERA in seven relief appearances for the GCL Orioles.

2013

- ◆ Spent the entire season in the Dominican Summer League, playing for the DSL Orioles2.
- ◆ Tallied a season-high eight strikeouts in four different games (6/26, 7/3, 7/9 and 8/12).

2012

- ◆ Assigned to DSL Orioles1 on 6/1 to begin his professional baseball career at the age of 17.
- ◆ Started all 13 games he pitched, going 2-3 with a 3.68 ERA and 51 strikeouts.



CRISTIAN ALVARADO tied for second among Orioles minor leaguers and ranked 9th in the Eastern League with 13 saves in 2019. (Bowie Baysox)

YR	TEAM	ORG	W-L	ERA	G	GS	CG	SHO	SV	IP	H	R	ER	HR	HB	BB	SO	WHIP	AVG
2012	DSL Orioles (R)	BAL	2-3	3.68	13	13	0	0	0	66.0	58	31	27	1	14	21	51	1.20	.237
2013	DSL Orioles (R)	BAL	1-7	4.10	13	13	0	0	0	59.1	47	34	27	4	9	12	69	0.99	.206
2014	GCL Orioles (R)	BAL	1-2	5.40	11	4	0	0	1	23.1	24	16	14	1	2	9	26	1.41	.258
	DSL Orioles (R)	BAL	3-0	0.36	4	3	0	0	0	25.0	15	1	1	0	3	3	12	0.72	.181
2015	GCL Orioles (R)	BAL	5-0	0.33	5	3	0	0	0	27.0	15	6	1	1	0	0	20	0.56	.152
	Aberdeen IronBirds (A)	BAL	3-2	2.92	7	7	1	0	0	37.0	30	13	12	2	1	11	29	1.11	.221
2016	Delmarva Shorebirds (A)	BAL	10-9	3.41	27	27	1	1	0	148.0	143	62	56	11	10	29	148	1.16	.250
2017	Frederick Keys (A)	BAL	7-9	5.00	26	25	3	1	0	140.1	162	85	78	16	10	22	109	1.31	.286
2018	Frederick Keys (A)	BAL	12-11	4.18	26	26	0	0	0	155.0	173	78	72	19	8	23	119	1.26	.282
2019	Bowie Baysox (AA)	BAL	3-3	2.66	40	0	0	0	13	74.1	51	27	22	7	2	18	70	0.93	.189
Minor League Totals			47-46	3.69	172	121	5	2	14	755.1	718	353	310	62	59	148	653	1.15	.247

Rylan Bannon

Rylan Thomas Bannon (RYE-linn ban-inn)

INFIELDER

BATS **RIGHT** THROWS **RIGHT** HEIGHT **5-8** WEIGHT **180** DOB **4/22/96** SERVICE TIME **0.000**

BORN: Joliet, IL

RESIDES: Joliet, IL


HIGH SCHOOL: Joliet Catholic High School (Joliet, IL)

COLLEGE: Xavier University

ACQUIRED: Trade with Dodgers (with 4 others) for IF Manny Machado, 7/18/18

MLB DEBUT:

 @RBannon4

 @bannonrylan



CAREER HIGHS

HITS

4, 6x, last: 5/2/19 @ Erie

STRIKEOUTS

4, 5/24/18 vs. Stockton

RBI

5, 2x, last: 8/26/19 @ Gwinnett

WALKS

3, 6x, last: 9/3/18 vs. Altoona

RUNS

4, 9/2/17 vs. Orem

STOLEN BASES

2, 8/12/17 vs. Billings

HOME RUNS

3, 4/18/18 @ Lancaster

HITTING STREAK

11 games, 2018

PERSONAL

- ◆ Acquired by Baltimore from the Los Angeles Dodgers, along with OF Yusniel Diaz, RHP Dean Kremer, RHP Zach Pop & IF Breyvic Valera, for IF Manny Machado, 7/18/18.
- ◆ Originally drafted by the Los Angeles Dodgers in the 8th round of the 2017 draft.
- ◆ Attended Xavier (OH) University, where he was named the Big East Player of the Year as a junior in 2017. Was also a unanimous pick for the All-Big East First Team in 2017 after batting .339 with 15 home runs and 50 RBI for the Musketeers. Was also named All-Big East First Team during his sophomore campaign in 2016.
- ◆ Was a college roommate with LHP Zac Lowther, also a pitcher in the Orioles organization.
- ◆ Went 6-6 with a home run on his 21st birthday in a Xavier win over Butler, 4/22/17.
- ◆ Attended Joliet Catholic High School (IL), helping his team to a state title in 2013. Other notable Joliet Catholic alumni include NBA Hall of Famer George Mikan, former NFL running back Mike Alstott and NFL tight end Coby Fleener.

2017

- ◆ Spent the entire season with the Ogden Raptors (R) in the Dodgers organization, where he hit .336 with 10 home runs and 30 RBI in 40 games.
- ◆ Named a Baseball America Rookie-Level All-Star, and was chosen as the third baseman on MiLB.com's Dodgers' Organizational All-Star Team.
- ◆ Batted .373 in 21 road games and hit .353 with RISP and two outs.
- ◆ Went 4-6 with a home run, two RBI, three runs and two stolen bases, 8/12 vs. Billings.
- ◆ Batted .333 against left-handed pitching and .336 against right-handers.
- ◆ Hit .350 (28-80) with six home runs, 17 RBI and a .436 OBP in 22 games in August.

RANKING ON ORIOLES TOP PROSPECT LISTS ENTERING 2020

#18 - MLB.com

2019

- ◆ Spent the majority of the season with Double-A Bowie, where he hit .255 with eight home runs, 22 doubles and 42 RBI in 110 games.
- ◆ Named an Eastern League Midseason All-Star, going 1-for-2 with a double in the contest.
- ◆ Selected as the third baseman on MLB.com's Orioles Organizational All-Star Team, his third straight MiLB.com Organizational All-Star nod (the first two came with the Dodgers).
- ◆ Had 21 multi-hit games for the Baysox, including two games in which he matched his career-high with four hits in game (4/16 vs. Erie and 5/2 at Erie).
- ◆ Batted .283 with a .389 OBP and five multi-hit contests over 27 games in June.
- ◆ Promoted to Norfolk on 8/13 and spent the rest of the season with the Tides, batting .317 with three home runs, 10 doubles and 17 RBI over 20 games.
- ◆ From 8/13 (when he joined the Tides) through the end of the season, he ranked among IL batters in doubles (1st, 10), runs (T-2nd, 18), extra-base hits (T-3rd, 13), hits (T-4th, 26), total bases (T-4th, 45) and RBI (T-7th, 17).
- ◆ Batted .200 (17-85) with a home run and nine RBI in 22 games for Surprise in the AFL.

2018

- ◆ Played 89 games with Class-A Rancho Cucamonga in the Dodgers organization before being traded to the Orioles on 7/18, where he played 32 games with Double-A Bowie.
- ◆ Chosen as the California League Rookie of the Year after batting .296 with 20 home runs and 61 RBI in 89 games with Rancho Cucamonga.
- ◆ Named a California League Midseason and Postseason All-Star.
- ◆ Led the California League in on-base percentage (.402) and slugging percentage (.559) while ranking 7th in the circuit with a .296 average.
- ◆ Despite not appearing in a game with Rancho Cucamonga after 7/16, still ranked among California League hitters in home runs (T-3rd, 20) and walks (4th, 59).
- ◆ Named as the second baseman on MiLB.com's Dodgers Organizational All-Star Team.
- ◆ Matched his career-high of four hits in three different games with Rancho Cucamonga.
- ◆ Was twice named the California League Player of the Week (6/3 and 6/24).
- ◆ Hit three home runs and drove in five runs on 4/18 at Lancaster, both career-highs.



RYLAN BANNON was named as the third baseman on MiLB.com's Orioles Organizational All-Star Team in 2019, the third straight year he's earned that postseason honor. (Scott Sears/Norfolk Tides).

YR	TEAM	ORG	AVG	G	AB	R	H	2B	3B	HR	RBI	BB	SO	SB	CS	OBP	SLG	OPS
2017	Ogden Raptors (R)	LAD	.336	40	149	39	50	8	0	10	30	19	29	5	0	.425	.591	1.016
2018	Rancho Cucamonga Quakes (A)	LAD	.296	89	338	58	100	17	6	20	61	59	103	4	4	.402	.559	.961
	Bowie Baysox (AA)	BAL	.204	32	98	16	20	6	0	2	11	22	24	0	0	.344	.327	.671
2019	Bowie Baysox (AA)	BAL	.255	110	388	45	99	22	4	8	42	47	72	8	4	.345	.394	.740
	Norfolk Tides (AAA)	BAL	.317	20	82	18	26	10	0	3	17	3	14	0	1	.344	.549	.893
Minor League Totals																		
			.280	291	1055	176	295	63	10	43	161	150	242	17	9	.375	.481	.856

Michael Baumann

Michael Thomas Baumann

RIGHT-HANDED PITCHER

BATS **RIGHT** THROWS **RIGHT** HEIGHT **6-4** WEIGHT **225** DOB **9/10/95** SERVICE TIME **0.000**

BORN: **Maplewood, MN**

RESIDES: **Mahtomedi, MN**

HIGH SCHOOL: **Mahtomedi High School (Mahtomedi, MN)**

COLLEGE: **Jacksonville University**

ACQUIRED: **Selected by Baltimore in the 3rd round of the 2017 draft**

MLB DEBUT:



@bigmiikee



@big_mikebaumann



CAREER HIGHS

STRIKEOUTS

12, 4/30/19 vs. Wilmington

INNINGS

9.0, 2x, last: 8/14/19 vs. Richmond

WALKS

5, 3x, last: 6/9/19 @ Down East

HOME RUNS ALLOWED

2, 3x, last: 8/18/18 @ Lynchburg

RUNS ALLOWED

8, 8/7/18 @ Potomac

EARNED RUNS ALLOWED

7, 2x, last: 8/7/18 @ Potomac

HITS ALLOWED

10, 6/28/18 vs. Winston-Salem

PITCHES IN A GAME

99, 6/2/19 @ Carolina

PERSONAL

- Selected by Baltimore in the 3rd round of the 2017 draft. Was chosen by Minnesota in the 34th round of the 2014 draft but did not sign.
- Attended Jacksonville University, where he was a teammate of O's farmhand Austin Hays.
- Named Preseason All-Atlantic Sun Conference Pitcher of the Year as a junior (2017).
- Attended Mahtomedi High School (MN), helping lead the team to a 24-3 record and the school's first-ever appearance in the state tournament his senior season.
- Also played football in high school as an offensive and defensive lineman.

RANKING ON ORIOLES TOP PROSPECT LISTS ENTERING 2020

#9 - Baseball Prospectus | #9 - MLB.com

#10 - Baseball America | Best Slider - Baseball America

2019

- Split the year between Bowie and Frederick, going 7-6 with a 2.98 ERA in 22 starts.
- Ranked among Orioles minor leaguers in shutouts (T-1st, 2), complete games (T-1st, 2), strikeouts (2nd, 142), and innings pitched (6th, 124).
- Named an Orioles Organizational All-Star after the season by MiLB.com.
- Allowed three or less earned runs in 19 of 22 starts. Went at least five innings in 17 starts.
- Opened the year with Frederick, going 1-4 with a 3.83 ERA in 11 starts.
- Named a Carolina League Midseason All-Star and started the All-Star Game, pitching a scoreless first inning.
- Led the Carolina League with 77 strikeouts before the All-Star break.
- Honored as Carolina League Pitcher of the Week on 5/5 after tossing a career-high 12 strikeouts vs Wilmington on 4/30.
- Promoted to Double-A Bowie on 6/21 and finished the season for the Baysox, going 6-2 with a 2.31 ERA in 11 starts.
- Led the Eastern League in wins (6) and shutouts (2) after the All-Star break.
- Went 2-1 with a 1.38 ERA in July, tallying 31 strikeouts in 32.2 innings. Posted a 0.67 WHIP and held opponents to a .148 average in five starts.
- Threw a nine-inning no-hitter against Harrisburg on 7/16, striking out 10 and allowing two walks over 28 batters faced. It was the 10th no-hitter in Bowie's 27-year history, and just the third in a nine-inning game. Bowie's most recent nine-inning no-hitter was pitched by Radhames Liz on 6/1/07 - also against Harrisburg.
- Earned Eastern League Pitcher of the Week after his no-hit performance.
- Tossed his second shutout on 8/14 vs Richmond, allowing four hits and two walks while striking out seven. Named Eastern League Pitcher of the Week for a second time on 8/18.

2018

- Split the year between Frederick and Delmarva, going 13-5 with a 3.17 ERA in 24 starts.
- Ranked among Orioles minor leaguers in wins (2nd, 13) and ERA (4th, 3.17).
- Opened the year with Delmarva, going 5-0 with a 1.42 ERA in seven starts.
- Held South Atlantic League hitters to a .180 average while registering more than twice as many strikeouts (47) as hits allowed (23) in 38.0 innings with the Shorebirds.
- Struck out a career-high 10 batters in his first start of the year, 4/5 vs. Asheville.
- Allowed two earned runs or less in each of his seven starts with Delmarva.

2018

- Did not yield a home run in his seven outings with the Shorebirds (144 batters faced).
- Promoted to Frederick on 5/20 and spent the rest of the season with the Keys, going 8-5 with a 3.88 ERA in 17 starts.
- Registered a complete game win in his Frederick debut, 5/20 vs. Myrtle Beach (7.0 IP).
- Allowed three earned runs or less in 14 of his 17 starts with Frederick, including seven outings in which he yielded one earned run or less.
- Limited Carolina League hitters to a .238 average, with right-handers batting .206.
- Despite not joining Frederick until 5/20, ranked 2nd on the Keys with eight victories.
- Named Carolina League Pitcher of the Week on 9/3 after firing 7.0 shutout innings in his final start of the season, 8/30 at Potomac.

2017

- In first pro season, went 4-2 with a 1.28 ERA in 11 games (10 starts).
- Spent majority of the season with Aberdeen, going 4-2 with a 1.31 ERA.
- Earned first professional victory, 8/2 at Staten Island.
- Went 4-0 with a 0.70 ERA (2 ER, 25.2 IP) over five starts in August.
- Limited New York-Penn League batters to a .168 average, with right-handers batting just .133 (10-75) against him.
- Allowed two earned runs or fewer in each of his 10 appearances with the IronBirds.



MICHAEL BAUMANN fired a nine-inning no-hitter for Double-A Bowie on 7/16/19 - the first nine-inning no-hitter thrown by a Baysox pitcher since 2007. (Terrance Williams/Capital Gazette).

YR	TEAM	ORG	W-L	ERA	G	GS	CG	SHO	SV	IP	H	R	ER	HR	HB	BB	SO	WHIP	AVG
2017	GCL Orioles (R)	BAL	0-0	0.00	1	1	0	0	0	1.0	2	0	0	0	0	0	2	2.00	.400
	Aberdeen IronBirds (A)	BAL	4-2	1.31	10	9	0	0	0	41.1	25	13	6	2	0	19	41	1.06	.168
2018	Delmarva Shorebirds (A)	BAL	5-0	1.42	7	7	0	0	0	38.0	23	7	6	0	1	13	47	0.95	.180
	Frederick Keys (A)	BAL	8-5	3.88	17	17	2	0	0	92.2	82	42	40	9	2	40	59	1.32	.238
2019	Bowie Baysox (AA)	BAL	6-2	2.31	13	11	2	2	1	70.0	45	19	18	2	1	21	65	0.94	.186
	Frederick Keys (A)	BAL	1-4	3.83	11	11	0	0	0	54.0	40	24	23	2	0	24	77	1.19	.203
Minor League Totals			24-13	2.82	59	56	4	2	1	297.0	217	105	93	15	4	117	291	1.12	.204

Cole Billingsley

Cole Tanner Billingsley

OUTFIELDER

BATS: **LEFT** THROWS: **LEFT** HEIGHT: **5-10** WEIGHT: **165** DOB: **5/29/94** SERVICE TIME: **0.000**

BORN: **Birmingham, AL** RESIDES: **Cropwell, AL**
 HIGH SCHOOL: **Pell City High School (Pell City, AL)**
 COLLEGE: **University of South Alabama**
 ACQUIRED: **Selected by Baltimore in the 19th round of the 2016 draft**
 MLB DEBUT:



CAREER HIGHS

HITS	RBI	RUNS	HOME RUNS
4, 2x, last: 5/31/19 vs Lynchburg	3, 4x, last: 7/18/18 vs Down East	3, 5x, last: 8/31/19 vs Potomac	1, 12x, last: 8/7/19 vs. Potomac
STRIKEOUTS	WALKS	STOLEN BASES	HITTING STREAK
4, 2x, last: 4/17/18 @ Lynchburg	3, 3x, last: 6/8/17 @ West Virginia	2, 7x, last: 7/26/19 vs. Potomac	11 games, 2018

PERSONAL

- Selected by Baltimore in the 19th round of the 2016 draft.
- Attended the University of South Alabama in Mobile, AL. Batted .316 with 207 hits and 92 RBI in his career as a Jaguar, leading his team to two NCAA Tournament appearances.
- The University of South Alabama has produced four MLB All-Stars, including OF Luis Gonzalez (5x), IF David Freese, OF Lance Johnson and RHP Jon Lieber.
- Was a college teammate of OF Travis Swaggerty, a 1st round pick of the Pirates in 2018.
- Spent the summer of 2015 in the Cape Cod League, playing for the Yarmouth-Dennis Red Sox. Led the Red Sox in runs (26), hits (51), doubles (11), and stolen bases (10). Started in CF for the Cape Cod League All-Star game.
- Played varsity baseball all four years at Pell City High School. Named 1st Team All State in Alabama as a senior and 2nd Team All-Southeast Region by Perfect Game USA. Also went 6-1 with two saves over 79.2 innings, leading his team to a school record 29 wins in 2012.
- Won a gold medal with the USA 16-U National Team at the Pan-American AA Youth Championships in 2010. Batted .364 with six RBI and 14 runs in nine games.

2019

- Spent the majority of the season with Class-A Frederick, where he hit .282 with two home runs, 17 extra-base hits and 22 RBI in 77 games.
- Named a Carolina League Midseason All-Star, going 1-for-2 with an RBI in the contest.
- Tallied 15 stolen bases for Frederick, tied for 7th-most among Orioles minor leaguers.
- Had 23 multi-hit games, including two four-hit games for Frederick (5/16 & 5/31).
- Batted .372 with 32 hits and nine doubles in 23 games for Frederick in May.
- Ranked among team leaders at Frederick in stolen bases (1st, 15), walks (T-2nd, 27), doubles (T-3rd, 15), hits (5th, 81) and total bases (5th, 102).
- Scored three runs on three hits with an RBI vs Potomac on 8/31.
- Did not commit an error with Frederick, registering 169 putouts and seven assists.
- Appeared in 10 games with Double-A Bowie, batting .250 with six hits in 24 at-bats.

2018

- Spent the entire season with Single-A Frederick, hitting .208 with four home runs, 22 doubles and 43 RBI in 121 games.
- Stole 16 bases to lead Frederick, a total that ranked 6th among Orioles minor leaguers.
- Led Frederick with 53 runs scored, 5th-most in the Orioles farm system.
- Registered 29 extra-base hits and 130 total bases.
- Tied a career-high with three RBI vs Down East on 7/18, his second three-hit game in 2018.
- Set a career-high with an 11-game hitting streak from 7/10 - 7/23.

2017

- Spent all but September with Single-A Delmarva, hitting .282 with 24 doubles and 31 RBI in 120 games. Played in four games with Double-A Bowie, including a postseason contest.
- Led Delmarva in several categories, including hits (130), on-base percentage (.349), batting average (.282), walks (44) and stolen bases (27). Finished 2nd on the team with 66 runs.
- Finished with six three-hit games and had 35 games with at least one walk.
- Batted .315 in July with 34 hits. Hit .313 in August with 36 hits and eight doubles.
- Hit .438 (28-64) for Delmarva when hitting in the third inning.

2016

- Assigned to Aberdeen after being drafted, hitting .286 with 55 hits and 15 RBI in 53 games.
- Named to the New York-Penn League All-Star team. Led Aberdeen in average, on-base percentage (.353), slugging percentage (.375), OPS (.728), hits (55) and total bases (72).
- Finished with 16 multi-hit games, including five three-hit games.
- Batted .358 when Aberdeen was behind, with 24 hits in 67 at-bats.



COLE BILLINGSLEY was a Midseason All-Star for Frederick in 2019, a year that saw him hit .282 while ranking 7th among Orioles minor leaguers with 15 stolen bases. (Frederick Keys).

YR	TEAM	ORG	AVG	G	AB	R	H	2B	3B	HR	RBI	BB	SO	SB	CS	OBP	SLG	OPS
2016	Aberdeen IronBirds (A)	BAL	.286	53	192	25	55	6	1	3	15	20	39	14	1	.353	.375	.728
2017	Bowie Baysox (AA)	BAL	.500	3	4	0	2	0	0	0	0	1	0	0	0	.600	.500	1.100
	Delmarva Shorebirds (A)	BAL	.282	120	461	66	130	24	3	3	31	44	97	27	12	.349	.367	.715
2018	Frederick Keys (A)	BAL	.208	121	432	53	90	22	3	4	43	53	79	16	4	.297	.301	.598
2019	Bowie Baysox (AA)	BAL	.250	10	24	5	6	2	0	0	2	2	5	0	0	.308	.333	.641
	Frederick Keys (A)	BAL	.282	77	287	40	81	15	0	2	22	27	44	15	6	.352	.355	.708
Minor League Totals				384	1400	189	364	69	7	12	113	147	264	72	23	.334	.345	.679

Cameron Bishop

Cameron James Bishop

LEFT-HANDED PITCHER



BATS: **LEF** THROWS: **LEFT** HEIGHT: **6-4** WEIGHT: **215** DOB: **2/14/96** SERVICE TIME: **0.000**

BORN: **Brea, CA** RESIDES: **Brea, CA**
 HIGH SCHOOL: **Brea Olinda High School (Brea, CA)**
 COLLEGE: **University of California, Irvine**
 ACQUIRED: **Selected by Baltimore in the 26th round of the 2017 draft**
 MLB DEBUT:

@cameron_bish
 @cam_bish34

CAREER HIGHS

STRIKEOUTS 8, 4x, last: 6/27/19 vs Wilmington	INNINGS 8.0, 8/26/19 @ Down East	WALKS 5, 3x, last: 8/18/19 vs Fayetteville	HOME RUNS ALLOWED 2, 3x, last: 8/13/19 @ Salem
RUNS ALLOWED 9, 6/16/19 @ Salem	EARNED RUNS ALLOWED 9, 6/16/19 @ Salem	HITS ALLOWED 9, 2x, last: 6/16/19 @ Salem	PITCHES IN A GAME 98, 2x, last: 7/30/19 @ Myrtle Beach

PERSONAL

- Selected by Baltimore in the 26th round of the 2017 draft. Was drafted in the 32nd round of the 2014 draft out of high school by Arizona, but did not sign.
- Attended the University of California, Irvine. Former Anteaters MLB alumni include Orioles Hall of Famer Brady Anderson and former Norfolk pitcher Doug Linton (1994).
- Led UC Irvine with 79 strikeouts over 70.1 innings during his 2016 campaign.
- Batted .294 with 35 hits and 15 doubles his freshman season for the Anteaters (2015).
- Named the Top Prospect of the West Coast League (Collegiate Summer League) by Perfect Game USA. Started the Perfect Game USA All-Star Game (2016).
- Attended Brea Olinda High School (CA), where he went 6-3 with a 1.65 ERA his senior season. Struck out 77 opponents in 63.2 innings. Fellow alumni from Brea Olinda include 1976 NL Cy Young Award winner Randy Jones, Metallica frontman James Hetfield and Academy Award-winning director James Cameron.
- Was the co-founder and President of the national non-profit Dreamcatchers at his high school. Dreamcatchers is a group that works to grant wishes to terminally ill hospice patients.
- Awarded the Elrod Hendricks Award from the Baltimore Orioles in 2019, an award that recognizes one minor league player whose level of community involvement is worthy of special recognition that truly stands out within the Orioles organization.

2019

- Spent the year with Class-A Frederick, going 2-9 with a 4.67 ERA in 24 games (22 starts).
- Tied a career-high with eight strikeouts vs Wilmington on 6/27 while just allowing one run on six hits over 6.0 innings. He totaled 23 total strikeouts in the month of June.
- Made his longest start of his career at Down East on 8/26, allowing just one run and one walk while striking out seven over 8.0 innings of work.
- Ranked second on the Keys in strikeouts (109) and innings pitched (113.2).
- Set a career high in strikeouts in a season with 109.
- Made his first career relief appearance on 5/8 vs Potomac (2.0 IP, 1 R).
- Earned the Steve Bechler Award at the end of the season, an award that recognizes a Keys player who best represents value, character and commitment in community service.

2018

- Spent the season with Single-A Delmarva, going 9-7 with a 2.94 ERA in 22 starts.
- Ranked among Orioles minor leaguers in WHIP (2nd, 1.01), ERA (3rd, 2.94), average against (4th, .228), wins (T-5th, 9), starts (T-8th, 22) and innings pitched (8th, 125.2).
- Ranked among South Atlantic League leaders in WHIP (3rd), ERA (5th) and wins (T-5th).
- Led Delmarva in wins and ranked among team leaders in starts (2nd), innings (2nd) and strikeouts (2nd). Went 6-3 with a 3.36 ERA and one complete game before the All-Star break.
- Held opponents to a .175 average in June with a 0.92 WHIP and 16 strikeouts in four starts.
- Went 2-1 with a 1.44 ERA in April, with four starts in 25 innings with 23 strikeouts.
- Had two eight-strikeout efforts in July: 7/7 vs Hickory (6.2 IP) & 7/20 vs Greensboro (5.0 IP).
- Registered a complete game win on 6/14 at Kannapolis (7.0 innings).
- Limited left-handed batters to a .177 average in 147 at-bats. Also struck out 70 rightys.

2017

- Went a combined 1-1 with a 0.72 ERA in nine starts between the GCL Orioles and Class-A Aberdeen, striking out 39 batters in 37.2 innings.
- Made a start for GCL Orioles, going three innings and allowing one hit vs GCL Rays on 7/21.
- Finished among team leaders for Aberdeen in ERA (6th), strikeouts (6th) and starts (4th).
- Earned first professional win on 8/31 at Tri-City, going six innings with one hit and five strikeouts. Posted a 0.93 ERA in August, allowing three earned runs in six starts.
- Struck out six batters in three starts in August, going four innings in each outing.
- Held left-handed hitters to a .043 batting average, including nine strikeouts in 23 at-bats.



CAMERON BISHOP tied for 8th among Orioles minor leaguers with 113.2 innings pitched during his 2019 campaign with the Frederick Keys. (Patrick Cavey/Frederick Keys).

YR	TEAM	ORG	W-L	ERA	G	GS	CG	SHO	SV	IP	H	R	ER	HR	HB	BB	SO	WHIP	AVG
2017	GCL Orioles (R)	BAL	0-0	0.00	1	1	0	0	0	3.0	1	0	0	0	0	0	1	0.33	.111
	Aberdeen IronBirds (A)	BAL	1-1	0.78	8	8	0	0	0	34.2	20	7	3	1	3	16	38	1.04	.165
2018	Delmarva Shorebirds (A)	BAL	9-7	2.94	22	22	1	0	0	125.2	107	47	41	5	6	20	99	1.01	.228
2019	Frederick Keys (A)	BAL	2-9	4.67	24	22	0	0	0	113.2	113	62	59	10	5	61	109	1.53	.261
Minor League Totals			12-17	3.35	55	53	1	0	0	277.0	241	116	103	16	14	97	247	1.22	.233

Ty Blach

Tyson Michael Blach (block)

LEFT-HANDED PITCHER

BATS **RIGHT** THROWS **LEFT** HEIGHT **6-1** WEIGHT **215** DOB **10/20/90** SERVICE TIME **2.065**

BORN: **Denver, CO** RESIDES: **Aurora, CO**
 HIGH SCHOOL: **Regis Jesuit High School (Aurora, CO)**
 COLLEGE: **Creighton University**
 ACQUIRED: **Selected off waivers from San Francisco, 8/3/19**
 MLB DEBUT: **For SF on 9/5/16 @ COL (3.0 IP, 1 H, 0 R, 1 BB, 0 K, ND)**



CAREER HIGHS

STRIKEOUTS 11, 5/21/13 @ Inland Empire	INNINGS 9.0, 4x, last: 6/2/17 @ Philadelphia	WALKS 5, 8/15/14 @ Portland	HOME RUNS ALLOWED 3, 6/19/15 vs Reno
RUNS ALLOWED 10, 5/6/17 @ Cincinnati	EARNED RUNS ALLOWED 8, 3x, last: 8/28/19 @ Gwinnett	HITS ALLOWED 13, 2x, last: 8/28/19 @ Gwinnett	PITCHES IN A GAME 123, 8/10/16 @ Tacoma

PERSONAL

- ◆ Claimed by Baltimore off of waivers from San Francisco on 8/3/19.
- ◆ Attended Creighton University, where he finished his three-year collegiate career with a 2.76 ERA to rank second in school history. Was the highest Creighton pitcher picked in the draft since 1994, when Rick Heiseman (3rd round) and Dan Hower (4th round) were selected.
- ◆ A Financial Analysis major, he left Creighton when he was drafted, but had one semester left to earn his degree. He completed it in 2013 and graduated with honors that December.
- ◆ Attended Regis Jesuit High School (CO), where he went 7-1 with a 3.42 ERA and 74 strikeouts and was named to the Colorado Senior All-Star Game his senior year.
- ◆ Fellow alumni from Regis Jesuit High School include Apollo 13 astronaut Jack Swigert, television host Chris Hardwick and Olympic gold medal swimmer Missy Franklin.
- ◆ Grew up a Colorado Rockies fan, attending games at Coors Field with his parents.
- ◆ Throws left-handed, but writes, eats and bats right-handed.

2019

- ◆ Started the season in Triple-A Sacramento, posting a 3-4 record with a 5.93 ERA in 15 starts.
- ◆ Led Sacramento in innings pitched before the All-Star break (83.2).
- ◆ Made two relief appearances for San Francisco. Designated for assignment by the Giants on 7/27. Claimed off of waivers by Baltimore on 8/3 and assigned to Triple-A Norfolk.
- ◆ Had two stints with Norfolk before being recalled to Baltimore on 9/3.
- ◆ First win for Baltimore came on 9/3 at Tampa Bay, pitching 5 innings and allowing 2 runs.
- ◆ Designated for assignment by Baltimore on 9/16. Outrighted to Norfolk on 9/19.

2018

- ◆ Spent the season with San Francisco, going 6-7 with a 4.25 ERA in 47 games (13 starts).
- ◆ Was the Giants' opening day starter. Tossed 5.0 shutout innings and allowed three hits in a 1-0 win at the Dodgers. He was the first Giants opening day starter not named Madison Bumgarner, Matt Cain or Tim Lincecum since 2008 (Barry Zito).
- ◆ Moved to the bullpen on 5/29 after making 13 starts (was 3-6 with a 5.15 ERA). Went 3-1 with a 3.17 ERA in 34 relief appearances while holding batters to a .267 average.
- ◆ Optioned on 7/25. Recalled the next day after IF Brandon Belt was placed on the IL.

2017

- ◆ Started the season in San Francisco for the first time in his career. Went 8-12 with a 4.78 ERA in 34 appearances (24 starts) over 163.2 innings.
- ◆ Appeared in seven games in relief before joining the rotation on 4/25. Replaced Madison Bumgarner, who was placed on the injured list after injuring his shoulder on a dirt bike.
- ◆ Threw his first career major league complete game shutout on 6/2 at Philadelphia. Totaled 112 pitches while allowing seven hits and no walks in San Francisco's 10-0 victory.
- ◆ Hit his first major league home run on 8/3 vs Oakland and became the third San Francisco rookie pitcher to drive in three or more runs in a game, first since Brad Hennessey in 2005.
- ◆ Allowed three earned runs or less in 17 of 24 starts.

2016

- ◆ Began the season in Triple-A Sacramento, going 14-7 with a 3.43 ERA in 26 starts.
- ◆ Was a Midseason and Postseason Pacific Coast League All-Star, pitching one inning in the Triple-A All-Star Game. Named left-handed Pacific Coast League Pitcher of the Year.
- ◆ Named a San Francisco Giants Organizational All-Star by MiLB.com for the second time.
- ◆ Led the Pacific Coast League in wins (14), innings pitched (162.2) and complete games (3).
- ◆ Named Pacific Coast League Pitcher of the Week two times (7/3 & 7/24). Threw a complete game shutout at Las Vegas on 6/27 and recorded four straight wins in July.
- ◆ Called up to San Francisco on 9/1 and made his Major League debut on 9/5. Pitched 3.0 innings in relief at Colorado in front of 100 family members and friends at Coors Field.
- ◆ Won his first Major League game in his second start vs the Dodgers on 10/1. Pitched 8.0 shutout innings while allowing just three hits and one walk.
- ◆ Earned his first two big league hits on 10/1 vs. Los Angeles - both off of Dodgers ace Clayton Kershaw. Was just the second pitcher to ever have two hits off of Kershaw in a game, joining Washington's Craig Stammen in 2010.
- ◆ Made two relief appearances in the NLDS vs the Cubs. Pitched 3.2 shutout innings.
- ◆ Earned a win in Game 3 of the NLDS, becoming the first Creighton pitcher to win an MLB postseason game since Bob Gibson did so with the St. Louis Cardinals in 1968.

2015

- ◆ Spent the entire season in Triple-A Sacramento. Went 11-12 with a 4.46 ERA in 27 starts.
- ◆ Led the Pacific Coast League in innings pitched (165.1). Selected for the 2015 Rawlings Gold Glove Award for defensive excellence as a pitcher (committed zero errors).
- ◆ Added to the San Francisco 40-man roster after the season.
- ◆ Went 4-0 with a 3.19 ERA in 31 innings in July. Allowed three runs or less in 13 starts.

2014

- ◆ Spent the season in Double-A Richmond, going 8-8 with a 3.13 ERA in 25 starts.
- ◆ Named a Midseason Eastern League All-Star after going 7-4 with a 2.98 ERA in 17 starts before the all-star break. Pitched 1.0 inning with one strikeout in the All-Star Game.

2013

- ◆ Went 12-4 with a 2.90 ERA in 22 games for Class-A San Jose.
- ◆ Ranked among CL leaders in ERA (1st, 2.90), WHIP (T-2, 1.2) and WHIP (T-2, 1.09).
- ◆ Named a Midseason and Postseason All-Star in the California League. Shared San Jose Giants MVP award with Mac Williamson and named the Best Starting Pitcher in all of Minor League Baseball by MiLB.com (based on fan votes).

YR	TEAM	ORG	W-L	ERA	G	GS	CG	SHO	SV	IP	H	R	ER	HR	HB	BB	SO	WHIP	AVG
2013	San Jose Giants (A)	SF	12-4	2.90	22	20	0	0	0	130.1	124	46	42	8	2	18	117	1.09	.248
2014	Richmond Flying Squirrels (AA)	SF	8-8	3.13	25	25	1	0	0	141.0	142	53	49	8	3	39	91	1.28	.261
2015	Sacramento River Cats (AAA)	SF	11-12	4.46	27	27	2	2	0	165.1	189	92	82	16	2	31	93	1.33	.290
2016	SAN FRANCISCO GIANTS (NL)	SF	1-0	1.06	4	2	0	0	0	17.0	8	2	2	1	0	5	10	0.76	.143
	Sacramento River Cats (AAA)	SF	14-7	3.43	26	26	3	2	0	162.2	147	65	62	9	2	38	113	1.14	.244
2017	SAN FRANCISCO GIANTS (NL)	SF	8-12	4.78	34	24	1	1	0	163.2	179	91	87	17	1	43	73	1.36	.283
2018	SAN FRANCISCO GIANTS (NL)	SF	6-7	4.25	47	13	0	0	0	118.2	133	62	56	8	1	41	75	1.47	.289
2019	BALTIMORE ORIOLES (AL)	BAL	1-3	11.32	5	5	0	0	0	20.2	32	27	26	6	0	13	17	2.18	.356
	SAN FRANCISCO GIANTS (NL)	SF	0-0	14.21	2	0	0	0	0	6.1	14	10	10	2	0	4	3	2.84	.438
	Sacramento River Cats (AAA)	SF	3-4	5.93	17	15	0	0	0	91.0	121	65	60	14	2	25	65	1.60	.314
	Norfolk Tides (AAA)	BAL	0-1	16.88	2	2	0	0	0	5.1	17	10	10	1	0	2	5	3.56	.567
Major League Career			16-22	4.99	92	44	1	1	0	326.1	366	192	181	34	2	106	178	1.45	.288
Minor League Career			48-36	3.95	119	115	6	4	0	695.2	740	331	305	56	11	153	484	1.28	.273

Kyle Bradish

Kyle Edward Bradish (bradd-ish)

RIGHT-HANDED PITCHER

BATS RIGHT	THROWS RIGHT	HEIGHT 6-4	WEIGHT 190	DOB 9/12/96	SERVICE TIME 0.000
-----------------------------	-------------------------------	-----------------------------	-----------------------------	------------------------------	-------------------------------------

BORN: **Peoria, AZ**

RESIDES: **Goodyear, AZ**

HIGH SCHOOL: **Millenium High School (Goodyear, AZ)**

COLLEGE: **New Mexico State University**

ACQUIRED: **Trade with Angels (with 3 others) for RHP Dylan Bundy, 12/4/19**

MLB DEBUT:



@kindabrad1



@kindabrad



CAREER HIGHS

STRIKEOUTS

12, 5/21/19 vs Lancaster

INNINGS

7.1, 8/14/19 @ Stockton

WALKS

6, 8/30/19 @ Rancho Cucamonga

HOME RUNS ALLOWED

2, 2x, last: 7/4/19 vs Rancho Cucamonga

RUNS ALLOWED

5, 2x, last: 8/1/19 vs Visalia

EARNED RUNS ALLOWED

5, 2x, last: 8/1/19 vs Visalia

HITS ALLOWED

8, 8/20/19 vs Lancaster

PITCHES IN A GAME

97, 8/25/19 vs Rancho Cucamonga

PERSONAL

- ◆ Traded by the Los Angeles Angels to Baltimore on 12/4/19, along with RHP Isaac Mattson, RHP Kyle Brnovich and RHP Zach Peek, in exchange for RHP Dylan Bundy.
- ◆ Originally drafted by the Angels in the fourth round of the 2018 draft.
- ◆ Attended New Mexico State University in Las Cruces. Named NCAA All-American his junior year and broke the school record in strikeouts in a season (140) in 2018. Highest drafted player in New Mexico State program history. Led team in strikeouts all three seasons.
- ◆ Named 1st Team All-WAC both his sophomore and junior seasons. Finished freshman year as a Louisville Slugger Freshman All-American.
- ◆ Played for the Falmouth Commodores in the Cape Cod League in 2017; was an All-Star.
- ◆ Attended Millennium High School in Goodyear, Arizona. Named First-team All-Conference and finished third in strikeouts in Arizona prep baseball with 81 strikeouts his senior year. Struck out 15 opponents in a game in 2015.
- ◆ Fellow alumni of Millenium High School include NFL linebacker Marquis Flowers and current Arizona Diamondbacks outfielder Josh Rojas.

RANKING ON ORIOLES TOP PROSPECT LISTS ENTERING 2020

#22 - MLB.com

2019

- ◆ Spent the season with Class-A Inland Empire in the Angels system, going 6-7 with a 4.28 ERA over 24 appearances (18 starts).
- ◆ Ranked among Angels minor league leaders in wins (T-3rd), strikeouts (5th), starts (6th), and innings pitched (7th).
- ◆ Was a Midseason California League All-Star, throwing one inning in the All-Star game.
- ◆ Posted a 3-3 record with a 3.50 ERA and 58 strikeouts in seven starts before the break.
- ◆ Named California League Pitcher of the Week on 4/28. Went 2-1 with a 1.80 ERA in April, including winning his first professional game at Lake Elsinore on the same day.
- ◆ Set a career high with 12 strikeouts over 5.1 innings, 5/21 vs Lancaster.
- ◆ Longest outing was on 8/14 at Stockton, where he went 7.1 innings in a victory. Allowed five hits and one run while striking out eight opponents in the performance.
- ◆ Went 5-2 with a 2.98 ERA in 10 starts in road games, limiting hitters to a .228 average.
- ◆ Totaled two wins in six appearance as a reliever, with a 3.91 ERA in 25.1 innings.
- ◆ Limited opposing hitters to a .153 average in the first inning.



KYLE BRADISH was one of four players acquired for RHP Dylan Bundy in a trade between the Orioles and Angels at the end of 2019. (Jerry Espinoza/MiLB.com).

YR	TEAM	ORG	W-L	ERA	G	GS	CG	SHO	SV	IP	H	R	ER	HR	HB	BB	SO	WHIP	AVG
2019	Inland Empire 66ers (A)	LAA	6-7	4.28	24	18	0	0	0	101	90	55	48	9	2	53	120	1.42	.235
Minor League Totals			6-7	4.28	24	18	0	0	0	101	90	55	48	9	2	53	120	1.42	.235

Malquin Canelo

Malquin Canelo (mal-KEEN can-EHL-oh)

INFIELDER/OUTFIELDER

BATS **RIGHT** THROWS **RIGHT** HEIGHT **5-10** WEIGHT **165** DOB **9/5/94** SERVICE TIME **0.000**

BORN: **San Cristóbal, Dominican Republic**
 RESIDES: **San Cristóbal, Dominican Republic**
 COLLEGE:
 ACQUIRED: **Signed by Baltimore as a minor league free agent, 11/27/19**
 MLB DEBUT:

 @malquincanelo
 @malquincanelo



CAREER HIGHS

HITS 4, 7x, last: 7/28/19 vs Norfolk	RBI 4, 2x, last: 9/4/15 vs Dunedin	RUNS 4, 2x, last: 6/20/19 @ Toledo	HOME RUNS 1, several times
STRIKEOUTS 4, 9x, last: 7/14/19 @ Rochester	WALKS 3, 5/10/16 vs. Dunedin	STOLEN BASES 2, 9x, last: 7/7/18 @ New Hampshire	HITTING STREAK 11 games, 2018

PERSONAL

- ◆ Signed by Baltimore to a minor league contract on 11/22/19.
- ◆ Originally signed by Philadelphia as an amateur free agent in 2012. Spent seven seasons with Philadelphia before electing free agency.
- ◆ Has played with Toros del Este in the Dominican Winter League each season since 2014.

2019

- ◆ Spent the entire season with Triple-A Lehigh Valley, batting .262 with 27 doubles, two home runs and 35 RBI over 128 games.
- ◆ Ranked among Philadelphia minor leaguers in doubles (T-6th, 27), hits (8th, 111) and runs scored (T-7th, 57). His 27 doubles led the IronPigs while his 111 hits ranked third on the club.
- ◆ Opened the year by batting .310 (22-71) with eight RBI and a .390 OBP in April.
- ◆ Tied his career-best with four hits on three occasions, as he registered 33 multi-hit games.
- ◆ Matched his career-high with four runs scored, 6/20 at Toledo.
- ◆ Batted .316 (6-19) with a home run and five RBI in five games against Norfolk.
- ◆ Hit his first Triple-A home run, 7/13 at Rochester.
- ◆ Appeared defensively at shortstop (94 games), center field (20 games), second base (12 games) and left field (one game).
- ◆ Batted .301 (69-229) with a .352 OBP from the ninth spot in the order.

2018

- ◆ Spent the full season at Double-A Reading, hitting .251 with nine home runs, 32 RBI and 24 stolen bases over 128 games.
- ◆ Led all full-season Phillies minor leaguers in triples (6) and stolen bases (24).
- ◆ Ranked among Eastern League leaders in stolen bases (T-4th, 24), games (T-5th, 128), triples (7th, 6) and at-bats (8th, 470).
- ◆ Named Phillies Minor League Player of the Week on 4/15 after batting .406 with 13 hits over the first eight games of the season. Tied a career-high with four hits, 4/8 vs. Erie.
- ◆ Homered in consecutive games for the first time in his career, 5/4 and 5/5 vs. Richmond.
- ◆ Set a new career-best with nine home runs.
- ◆ Established a new career-high by hitting safely in 11 straight games, 5/30 - 6/12. Tallied three extra-base hits and upped his average by 14 points over that stretch.

2017

- ◆ Spent the entire season with Double-A Reading, batting .226 with six home runs, 34 RBI and 12 stolen bases over 112 games.
- ◆ Ranked 8th among Phillies farmhands with 42 walks drawn.
- ◆ Ranked among Reading leaders in doubles (2nd, 22), hits (3rd, 88) and steals (3rd, 12).
- ◆ Drew 12 walks and posted a .414 on-base percentage over 14 games in April.
- ◆ Appeared at shortstop in every game he played in.
- ◆ Collected three hits, a home run and two stolen bases in a win vs New Hampshire, 8/28.
- ◆ Batted .264 and posted a .340 on-base percentage over 55 home contests.

2016

- ◆ Spent the season with Class-A Clearwater, batting .246 with four home runs, 49 RBI and 30 stolen bases over 112 games.
- ◆ Ranked among team leaders in triples (1st, 5), stolen bases (2nd, 13), hits (3rd, 111) and runs batted in (5th, 49).
- ◆ Recorded four straight multi-hit games from 8/1 to 8/5 and five of six contests to start the month. Finished August batting .272 with nine multi-hit games.
- ◆ Batted .304 with runners in scoring position, including .311 with RISP and two outs.

2015

- ◆ Began season with Class-A Lakewood, hitting .311 with five home runs and 23 RBI over 63 games. Called up to Class-A Clearwater after the All-Star break, hitting .250 with three home runs and 24 RBI over 63 contests.
- ◆ Named a South Atlantic League Midseason All-Star. Went 2-3 with a walk and run for the North Division team in the game, being named the Top Star.
- ◆ Was Phillies Minor League Player of the Week for the week of 4/20 to 4/26 after hitting .462 with five multi-hit games over that stretch.
- ◆ Named South Atlantic League Player of the Week on 6/15 after posting nine hits and six RBI over five games.
- ◆ Hit .347 (25-72) with three home runs and 13 RBI over 18 games in June for Lakewood.

2014

- ◆ Split the year between Class-A Williamsport, Class-A Clearwater and Class-A Lakewood. Combined to hit .249 with 11 doubles, 22 RBI and a .302 OBP between the three clubs.

2013

- ◆ Began season with GCL Phillies and was called up to Williamsport after four games.
- ◆ Hit .345 with 19 hits after the All-Star break at Williamsport. Hit first professional home run on 9/1 vs Jamestown, a walk-off in the 10th inning. Had three hits in the 3-2 victory.



MALQUIN CANELO batted .262 with 27 doubles and 35 RBI in 128 games for Lehigh Valley in 2019, his first career action at the Triple-A level. (April Bartholomew/THE MORNING CALL)

YR	TEAM	ORG	AVG	G	AB	R	H	2B	3B	HR	RBI	BB	SO	SB	CS	OBP	SLG	OPS
2012	DSL Phillies (R)	PHI	.167	54	162	23	27	5	2	0	9	15	50	9	4	.251	.222	.474
2013	CGL Phillies (R)	PHI	.235	4	17	1	4	1	0	0	2	0	1	0	1	.235	.294	.529
	Williamsport Crosscutters (A)	PHI	.220	57	182	22	40	9	1	1	13	17	47	10	2	.291	.297	.588
2014	Lakewood BlueClaws (A)	PHI	.270	45	152	19	41	8	1	1	18	11	31	4	1	.319	.355	.675
	Clearwater Threshers (A)	PHI	.208	16	48	2	10	3	0	0	3	3	12	1	1	.269	.271	.540
	Williamsport Crosscutters (A)	PHI	.154	4	13	1	2	0	0	0	1	1	4	0	0	.214	.154	.368
2015	Lakewood BlueClaws (A)	PHI	.311	63	264	48	82	22	2	5	23	21	39	10	2	.364	.466	.830
	Clearwater Threshers (A)	PHI	.250	63	248	24	62	7	1	3	24	16	53	7	6	.296	.323	.619
2016	Clearwater Threshers (A)	PHI	.246	124	451	53	111	16	5	4	49	30	95	13	8	.294	.330	.624
2017	Reading Fightin Phils (AA)	PHI	.226	112	389	50	88	22	2	6	34	42	113	12	5	.301	.339	.640
2018	Reading Fightin Phils (AA)	PHI	.251	128	470	63	118	15	6	9	32	37	110	24	5	.305	.366	.671
2019	Lehigh Valley IronPigs (AAA)	PHI	.262	128	423	57	111	27	2	2	35	32	137	8	10	.320	.350	.670
Minor League Totals			.247	798	2819	363	696	135	22	31	243	225	692	98	45	.305	.343	.648

Cody Carroll

Cody Mark Carroll (care-uhl)

RIGHT-HANDED PITCHER

BATS **RIGHT** THROWS **RIGHT** HEIGHT **6-5** WEIGHT **215** DOB **10/15/92** SERVICE TIME **0.062**

BORN: **Mount Juliet, TN**

RESIDES: **Mount Juliet, TN**

HIGH SCHOOL: **Mount Juliet High School (Mount Juliet, TN)**

COLLEGE: **University of Southern Mississippi**

ACQUIRED: **Trade with Yankees (with 2 others) for LHP Zach Britton, 7/24/18**


MLB DEBUT: **For BAL on 8/1/18 @ NYY (1.0 IP, 1 H, 0 R, 0 BB, 0 K, ND)**



@Cody_Carroll37



@Cody_Carroll43



CAREER HIGHS

STRIKEOUTS

7, 2x, last: 5/20/16 vs. Columbia

INNINGS

6.0, 5/25/16 vs. West Virginia

WALKS

4, 2x, last: 8/29/18 @ Gwinnett

HOME RUNS ALLOWED

3, 9/26/18 @ Boston

RUNS ALLOWED

6, 2x, last: 6/26/16 @ Rome

EARNED RUNS ALLOWED

5, 2x, last: 9/26/18 @ Boston

HITS ALLOWED

7, 7/13/16 vs. Rome

PITCHES IN A GAME

88, 5/31/16 @ Greenville

PERSONAL

◆ Acquired by Baltimore in a trade with the New York Yankees, along with RHP Dillon Tate and LHP Josh Rogers, in exchange for LHP Zach Britton on 7/24/18.

◆ Originally drafted by the New York Yankees in the 22nd round of the 2015 draft.

◆ Attended the University of Southern Mississippi, going 8-7 with a 3.50 ERA in 28 games.

◆ Underwent Tommy John surgery his senior year of high school and was a medical redshirt as a freshman at Southern Miss. Attended Mount Juliet High School (TN).

2019

◆ Entered the season ranked as the #21 prospect in the Orioles system by MLB.com.

◆ Spent most of the season on the Injured List. Underwent disc surgery and rehab before making two appearances for the GCL Orioles in August.

◆ Pitched just two innings in the Gulf Coast League, allowing two hits and striking out five hitters in that span.

2018

◆ Spent the majority of the season at Triple-A, combining to go 4-0 with nine saves and a 2.72 ERA in 37 games between Scranton/Wilkes-Barre (32 games) and Norfolk (five games).

◆ Made 32 relief appearances with Scranton/WB, going 3-0 with nine saves and a 2.38 ERA before being traded to Baltimore on 7/24.

◆ Named International League Midseason All-Star with Scranton/Wilkes-Barre.

◆ Limited IL batters to a .184 average with Scranton, with right-handers batting just .125

◆ With Scranton, IL batters hit just .121 against him (4-33) when leading off an inning.

◆ Recorded a 11.90 K/9.0 IP (55 strikeouts in 41.2 innings) ratio with Scranton Wilkes-Barre.

◆ Joined Norfolk on 7/26 after being acquired in a trade, earning a win vs. Syracuse that night.

◆ Did not allow a home run in 178 batters faced between Scranton/WB and Norfolk.

◆ Had his contract selected by Baltimore on 7/31 and made his MLB debut on 8/1 at Yankee Stadium, allowing one hit in a scoreless inning.

◆ Recorded first MLB strikeout on 8/9 at Tampa Bay (Brandon Lowe).

◆ Appeared in 15 games with Baltimore, registering 16 strikeouts in 17.0 innings.

2017

◆ Split the season between Class-A Tampa and Double-A Trenton in the Yankees system, going 2-5 with seven saves and a 2.54 ERA in 39 appearances.

◆ Named a Florida State League Midseason All-Star with Class-A Tampa, going 1-0 with two saves and a 2.25 ERA in 13 games.

◆ Registered 20 more strikeouts (30) than hits allowed (10) in 20.0 IP with Tampa.

◆ Promoted to Double-A Trenton on 5/27, going 2-5 with five saves and a 2.66 ERA in 26 relief appearances.

◆ His 11.90 K/9.0 IP ratio (89 strikeouts in 67.1 innings) ranked third among Yankees minor league relievers.

◆ Between Tampa and Trenton, limited opposing hitters a .191 average.

◆ Played in the Arizona Fall League following the regular season, pitching 11.2 scoreless innings across nine appearances for the Scottsdale Scorpions.

2016

◆ Spent the season with Class-A Charleston, going 4-4 with a 3.15 ERA in 26 games (six starts).

◆ Named a South Atlantic League Midseason All-Star.

◆ Limited opposing right-handed hitters to a .214 average.

◆ Set career-highs with seven strikeouts in back-to-back appearances, 5/14 at Lexington (5.0-inning start) and 5/20 vs. Columbia (4.0-inning relief outing).

◆ Allowed just one earned run in 21.0 innings pitched over his final seven appearances.

◆ Ranked fifth among South Atlantic League relief pitchers with a 9.65 K/9.0 IP ratio (69 strikeouts in 64.1 innings) out of the bullpen.

2015

◆ Went 1-1 with three saves and a 1.75 ERA in 14 relief outings for rookie-level Pulaski.

◆ Did not allow a run in 12 of his 14 appearances.

◆ Allowed opposing hitters to bat just .186, with lefties batting only .103 (4-39) against him.

◆ Did not allow a run in his final seven appearances of the season (14.2 innings).



CODY CARROLL registered 27 more strikeouts (58) than hits allowed (31) in 37 appearances between Scranton/WB and Norfolk during the 2018 season. (Scott Sears/Norfolk Tides).

YR	TEAM	ORG	W-L	ERA	G	GS	CG	SHO	SV	IP	H	R	ER	HR	HB	BB	SO	WHIP	AVG
2015	Pulaski Yankees (R)	NYY	1-1	1.75	14	0	0	0	3	25.2	16	5	5	0	2	14	26	1.17	.186
2016	Charleston RiverDogs (A)	NYY	4-4	3.15	26	6	0	0	3	91.1	89	45	32	3	7	41	90	1.42	.259
2017	Trenton Thunder (AA)	NYY	2-5	2.66	26	0	0	0	5	47.1	36	15	14	4	3	22	59	1.23	.212
	Tampa Yankees (A)	NYY	1-0	2.25	13	0	0	0	2	20.0	10	7	5	1	0	8	30	0.90	.141
2018	BALTIMORE ORIOLES (AL)	BAL	0-2	9.00	15	0	0	0	0	17.0	21	17	17	6	0	13	16	2.00	.296
	Scranton/WB RailRiders (AAA)	NYY	3-0	2.38	32	0	0	0	9	41.2	27	13	11	0	4	18	55	1.08	.184
	Norfolk Tides (AAA)	BAL	1-0	5.79	5	0	0	0	0	4.2	4	3	3	0	0	4	3	1.71	.222
2019	GCL Orioles (R)	BAL	0-0	0.00	2	1	0	0	0	2.0	2	0	0	0	0	0	5	1.00	.250
Major League Career			0-2	9.00	15	0	0	0	0	17.0	21	17	17	6	0	13	16	2.00	.296
Minor League Career			12-10	2.71	118	7	0	0	22	232.2	184	88	70	8	16	107	268	1.25	.218

Hunter Cervenka

Colby Hunter Cervenka (sir-VENK-ah)

LEFT-HANDED PITCHER

BATS **LEFT** THROWS **LEFT** HEIGHT **6-1** WEIGHT **250** DOB **1/3/90** SERVICE TIME **1.018**


BORN: **Baytown, TX** RESIDES: **Baytown, TX**

HIGH SCHOOL: **Ross H. Sterling High School (Baytown, TX)**

COLLEGE:

ACQUIRED: **Signed by Baltimore as a minor league free agent, 8/7/19**

MLB DEBUT: **With ATL on 4/12/16 @ WAS (0.0 IP, 1 H, 0 R, 0 BB, 0 K, ND)**

 **@Hunter_Cervenka**

 **@hunter_cervenka**



CAREER HIGHS

STRIKEOUTS

9, 8/20/11 vs Staten Island

INNINGS

6.0, 8/14/11 @ Jamestown

WALKS

6, 2x, last: 9/2/11 @ Connecticut

HOME RUNS ALLOWED

2, 3x, last: 6/24/19 @ Oklahoma City

RUNS ALLOWED

10, 9/2/11 @ Connecticut

EARNED RUNS ALLOWED

10, 9/2/11 @ Connecticut

HITS ALLOWED

7, 3x, last: 9/2/11 @ Connecticut

PITCHES IN A GAME

60, 5/1/15 vs Oklahoma City

PERSONAL

- ◆ Signed by Baltimore on 8/7/19 as a minor league free agent, then re-signed by the Orioles as a minor league free agent on 11/26/19.
- ◆ Originally selected by Boston in the 27th round (832nd overall) of the 2008 draft.
- ◆ Intended to play at the University of Texas before signing with the Red Sox.
- ◆ Attended Ross S. Sterling High School in Baytown, TX. Is one of two graduates of Sterling HS to play in the Major Leagues, joining RHP Brett Marshall (NYY, 2013).
- ◆ Traded by Atlanta to Miami on 8/6/16 for LHP Michael Mader and OF Anfernee Seymour.
- ◆ Traded from Boston to the Chicago Cubs on 5/15/12 as the player to be named to complete an earlier trade that sent RHP Michael Bowden to the Cubs in exchange for OF Marlon Byrd and cash considerations, 4/21/12.

2019

- ◆ Spent the majority of the season with Triple-A Memphis in the Cardinals organization, where he went 1-2 with four saves and a 2.95 ERA in 36 relief appearances.
- ◆ Limited PCL batters to a .211 average, with right-handers batting just .194 (19-98).
- ◆ Did not allow a run over 11 appearances with Memphis in July, a month in which he held batters to a .171 average (7-41) with 15 strikeouts and just one walk.
- ◆ Released by St. Louis on 7/30. Signed with Baltimore on 8/7.
- ◆ Made nine appearances with Norfolk, holding IL hitters to a .175 average.
- ◆ Registered 11 more strikeouts (18) than hits allowed (7) over his 12.0 IP with Norfolk.
- ◆ 34 of his 45 appearances between Memphis and Norfolk were scoreless.
- ◆ Between Memphis and Norfolk, limited opposing batters to a .182 average with RISP.
- ◆ In five road outings with Norfolk, did not allow a run while limiting batters to an .050 average (1-20) with 11 strikeouts and three walks over 6.2 innings of work.
- ◆ Was one of two Cervenkas on Norfolk's roster, joining C Martin Cervenka (not related).

2018

- ◆ Signed by Baltimore on 3/13 after being released by Miami on 3/8. Released by Baltimore before the Triple-A season begins on 4/1. Signed by Detroit on 6/5.
- ◆ Appeared in 29 games between Triple-A Toledo, Double-A Erie and Single-A Lakeland in the Tigers organization. Finished year with a 1.77 ERA and 40 strikeouts in 35.2 innings.
- ◆ Did not allow an earned run in first 17 appearances of the season (20.2 innings pitched).
- ◆ Posted a 0.95 WHIP, yielding 24 hits and 10 walks in 35.2 innings.
- ◆ Held left-handed hitters to a .176 average with only two extra-base hits (both doubles).
- ◆ Appeared in 19 games for the SugarLand Skeeters of the Independent Atlantic League, going 3-1 with a 1.53 ERA and 21 strikeouts over 17.2 innings.

CAREER HIGHLIGHTS

- ◆ Has appeared in 73 games - all in relief - in the Major Leagues. He posted a 3.18 ERA over 50 relief appearances for Atlanta in 2016 and an 8.36 ERA over 23 relief outings for Miami over the 2016 and 2017 seasons.
- ◆ Made MLB debut with Atlanta on 4/12/16 at Washington. Gave up an infield single to Daniel Murphy and did not allow another hit to his next 36 batters faced (5/13 at KC).
- ◆ Registered first big league punchout on 4/13/16 at Washington (Bryce Harper).
- ◆ Set a Braves franchise record by not allowing a run over his first 15 MLB games (10.2 IP).
- ◆ Ranked 3rd in MLB in inherited runners scored percentage (10.4%, 48-5).
- ◆ Tied for 3rd among National League rookies with 68 games for Atlanta/Miami in 2016.
- ◆ Earned first and only (so far) Major League win, 8/4/16 vs Pittsburgh on 8/4.
- ◆ Did not allow a run over 20.2 IP between Mississippi and Gwinnett in 2015.
- ◆ Named to the 2014 Southern League All-Star Team while with Double-A Tennessee.
- ◆ Ranked among 2014 Southern League leaders in holds (2nd, 14) and games (T-10th, 48).
- ◆ Registered a career-high nine strikeouts over 5.0 innings of one-hit ball, 8/20/11.

YR	TEAM	ORG	W-L	ERA	G	GS	CG	SHO	SV	IP	H	R	ER	HR	HB	BB	SO	WHIP	AVG
2009	GCL Red Sox (R)	BOS	2-2	4.84	11	5	0	0	1	22.1	16	14	12	0	1	26	18	1.88	.219
2010	Lowell Spinners (A)	BOS	2-4	3.59	14	13	0	0	0	62.2	53	35	25	2	4	42	55	1.52	.226
2011	Greenville Drive (A)	BOS	0-2	10.80	7	0	0	0	0	20.0	22	24	24	2	2	18	18	2.00	.286
	Lowell Spinners (A)	BOS	2-8	6.84	15	5	0	0	1	52.2	51	46	40	5	1	40	51	1.73	.256
2012	Greenville Drive (A)	BOS	0-3	8.04	9	0	0	0	0	15.2	15	17	14	1	1	12	24	1.72	.254
	Peoria Chiefs (A)	CHC	3-0	2.54	15	0	0	0	1	28.1	23	13	8	1	0	10	28	1.16	.225
	Daytona Cubs (A)	CHC	0-0	3.86	11	0	0	0	0	18.2	21	10	8	2	0	11	19	1.71	.288
2013	Tennessee Smokies (AA)	CHC	5-1	3.05	30	0	0	0	1	38.1	29	14	13	1	1	20	33	1.28	.213
	Daytona Cubs (A)	CHC	1-0	2.91	11	0	0	0	5	21.2	13	8	7	0	2	15	21	1.29	.171
2014	Tennessee Smokies (AA)	CHC	4-4	3.79	48	0	0	0	1	61.2	44	28	26	1	4	31	65	1.22	.202
2015	Tennessee Smokies (AA)	CHC	1-0	2.08	3	0	0	0	1	4.1	2	1	1	0	0	3	4	1.15	.143
	Mississippi Braves (AA)	ATL	0-0	0.00	3	0	0	0	0	4.0	3	0	0	0	0	1	8	1.00	.200
	Iowa Cubs (AAA)	CHC	0-1	11.08	12	0	0	0	0	13.0	21	16	16	2	0	15	20	2.77	.333
	Gwinnett Braves (AAA)	ATL	1-0	0.00	14	0	0	0	0	16.2	13	1	0	0	2	8	23	1.26	.217
2016	ATLANTA BRAVES (NL)	ATL	1-0	3.18	50	0	0	0	0	34.0	20	14	12	2	1	23	35	1.26	.175
	MIAMI MARLINS (NL)	MIA	0-0	4.82	18	0	0	0	0	9.1	11	5	5	1	0	5	7	1.71	.289
	Mississippi Braves (AA)	ATL	0-0	0.00	2	0	0	0	0	3.0	1	0	0	0	0	1	2	0.67	.111
	Jacksonville Suns (AA)	MIA	0-0	9.00	1	0	0	0	0	1.0	0	1	1	0	1	1	2	1.00	.000
	New Orleans Zephyrs (AAA)	MIA	0-0	0.00	2	0	0	0	1	2.0	1	0	0	0	0	0	4	0.50	.143
2017	MIAMI MARLINS (NL)	MIA	0-0	15.43	5	0	0	0	0	4.2	1	8	8	0	2	8	6	1.93	.083
	New Orleans Baby Cakes (AAA)	MIA	1-4	4.58	44	0	0	0	0	39.1	38	23	20	7	3	26	39	1.63	.257
2018	Erie Wolves (AA)	DET	0-0	0.00	3	0	0	0	0	5.2	2	0	0	0	0	2	4	0.71	.111
	Toledo Mud Hens (AAA)	DET	3-2	2.36	24	0	0	0	0	26.2	21	10	7	2	4	8	31	1.09	.219
	Lakeland Flying Tigers (A)	DET	0-0	0.00	2	0	0	0	0	3.1	1	0	0	0	0	0	5	0.30	.091
2019	Memphis Redbirds (AAA)	STL	1-2	2.95	36	0	0	0	4	42.2	31	16	14	2	3	23	50	1.27	.211
	Norfolk Tides (AAA)	BAL	1-0	2.25	9	0	0	0	0	12.0	7	4	3	0	0	5	18	1.00	.175
Major League Career			1-0	4.69	73	0	0	0	0	48.0	32	27	25	3	3	36	48	1.42	.195
Minor League Career			27-33	4.17	326	23	0	0	16	515.2	428	281	239	28	29	318	542	1.45	.228

Martin Červenka

Martin Červenka (sir-VENK-ah)

CATCHER

BATS RIGHT **THROWS** RIGHT **HEIGHT** 6-4 **WEIGHT** 225 **DOB** 8/3/92 **SERVICE TIME** 0.000

BORN: Prague, Czech Republic

RESIDES: Prague, Czech Republic

HIGH SCHOOL:


COLLEGE:

ACQUIRED: Selected from San Francisco in the 2017 Minor League Rule 5 Draft

MLB DEBUT:



@martincervenka28



CAREER HIGHS

HITS

3, 15x, last: 7/1/18 @ Erie

RBI

5, 2x, last: 7/22/16 vs. Beloit

RUNS

3, 2x, last: 5/25/19 @ Erie

HOME RUNS

2, 7/1/18 @ Erie

STRIKEOUTS

4, 7/29/15 vs. Lancaster

WALKS

4, 6/24/17 vs. Frederick

STOLEN BASES

1, several times

HITTING STREAK

12 games, 2019

PERSONAL

- Selected by Baltimore from the San Francisco Giants in the minor league portion of the Rule 5 Draft on 12/14/17.
- Originally signed by Cleveland as a non-drafted free agent at the age of 16 on 1/24/09. Is a product of the Major League Baseball European Baseball Academy.
- Is currently the only Czech-born player in affiliated baseball. He would be the first Czech-born player (and fourth total) to reach the Major Leagues since 1952. Previous Czech-born players include PH Carl Linhart (1952), 1B Frank Rooney (1914) and 3B John Stedronsky (1879). Hugo Bezdek, who managed the Pittsburgh Pirates from 1917-1919, is the only Czech-born manager in MLB history.

2019

- Spent time with Double-A Bowie, Class-A Aberdeen and Triple-A Norfolk, combining to hit .233 with five home runs, 51 hits and 24 RBI over 63 games.
- Began the season in Double-A Bowie. Went on the Injured List on 6/3 and did not return to action until 7/4. Batted .206 with 33 hits and 17 RBI while in Bowie.
- Tied a career-high with three runs scored in a 19-4 win at Erie on 5/25.
- Threw out 10 attempted basestealers in May for Bowie, which tied for the most in the Eastern League during that timespan.
- Made five rehab appearances at Single-A Aberdeen. Tallied two hits and three RBI in 16 at bats before returning to Double-A Bowie on 7/11.
- Joined Norfolk on 8/2 and spent the rest of the season with the Tides, batting .372 with three doubles and four RBI over 12 games.
- Hit safely in all 12 games with the Tides, establishing a new career-best.

2018

- Spent the entire season with Double-A Bowie, hitting .258 with 15 home runs, 22 doubles and 60 RBI in 97 games.
- Named to the Eastern League Midseason All-Star Team (went 0-1 with a walk in the game).
- Chosen as the catcher on MiLB.com's Orioles Organizational All-Star Team.
- His 15 home runs ranked third on the Baysox and were the 5th-most by an O's farmhand.
- Threw out 29.2% of attempted basestealers (28-96), a mark that ranked 7th among qualifying Eastern League backstops.
- Named Eastern League Player of the Month for July after hitting .364 (24-66) with five doubles, seven home runs, 25 RBI, 11 runs scored and a .436 on-base percentage.
- Belted two home runs on 7/1 at Erie, his first career multi-homer game. Also homered in consecutive games on 7/15-7/16, 7/22-7/23 and 9/1-9/3.
- Registered five consecutive multi-hit games from 7/22 - 7/29, a stretch in which he hit .667 (10-15) with two home runs and 10 runs batted in.
- Hit .212 (with a home run, and nine RBI in 14 games for Glendale in the Arizona Fall League.

2017

- Spent the season with the Class-A Lynchburg Hillcats in the Cleveland organization, batting .278 with eight home runs, 24 doubles and 57 RBI in 112 games.
- Ranked 8th in the Carolina League with a .278 average, a mark that ranked 7th among Indians minor leaguers.
- Set career-highs in games (112), at-bats (400), runs (59), doubles (24), triples (4), home runs (8), RBI (57) and walks (42).
- Registered 34 multi-hit games, including five games with three hits.
- Threw out 40% of attempted basestealers (16 caught stealing in 40 attempts).

2016

- Spent the season in the Cleveland organization, where he split time between the Class-A Lynchburg Hillcats (four games) and the Class-A Lake County Captains (92 games).
- Between the two levels, combined to hit .272 with six home runs and 50 RBI.
- Set a career-high with five RBI, 4/24 at Lansing.
- Had a career-high nine-game hitting streak from 5/22 - 6/9.
- Batted .336 (37-110) with one home run and 12 RBI in 29 games in August.

2015

- Spent the entire season with Class-A Lake County in the Indians system, batting .184 with one home run and 15 RBI in 49 games.
- Reached base safely four times, 4/26 vs. Great Lakes (2-2, 2 doubles, 2 walks, RBI, 2 runs).

2014

- Spent the year with short season Mahoning Valley, batting .181 with eight RBI in 25 games.

2013

- Hit first professional home run, 7/24 vs. State College.
- Led New York-Penn League catchers with 339 putouts. Also ranked 6th in the NYPL by throwing out 34% of attempted basestealers (17-50).



MARTIN ČERVENKA hit safely in all 12 games he played in with Norfolk in 2019, setting a new career-best for longest hitting streak. (Scott Sears/Norfolk Tides).

YR	TEAM	ORG	AVG	G	AB	R	H	2B	3B	HR	RBI	BB	SO	SB	CS	OBP	SLG	OPS
2011	AZL Indians (R)	CLE	.164	17	55	4	9	1	1	0	1	5	14	0	0	.233	.218	.452
2012	AZL Indians (R)	CLE	.240	26	75	7	18	3	0	0	12	14	21	0	1	.352	.280	.632
2013	Lake County Captains (A)	CLE	.176	15	51	4	9	0	0	0	3	7	17	0	0	.276	.176	.452
	Mahoning Valley Scrappers (A)	CLE	.188	45	144	9	27	4	0	1	10	17	28	0	0	.270	.236	.506
2014	Mahoning Valley Scrappers (A)	CLE	.181	25	83	7	15	3	0	0	8	8	15	1	0	.250	.217	.467
2015	Lake County Captains (A)	CLE	.184	49	174	12	32	8	0	1	15	12	39	0	0	.233	.247	.480
2016	Lake County Captains (A)	CLE	.263	92	331	34	87	14	2	5	48	31	78	1	1	.323	.363	.686
	Lynchburg Hillcats (A)	CLE	.545	4	11	3	6	2	0	1	2	1	3	0	1	.583	1.000	1.583
2017	Lynchburg Hillcats (A)	CLE	.278	112	400	59	111	24	4	8	57	42	103	1	1	.343	.418	.760
2018	Bowie Baysox (AA)	BAL	.258	97	337	41	87	22	0	15	60	30	65	1	0	.317	.457	.774
2019	Bowie Baysox (AA)	BAL	.206	46	160	14	33	1	0	4	17	13	55	2	0	.268	.288	.556
	Norfolk Tides (AAA)	BAL	.372	12	43	3	16	3	0	0	4	5	12	0	0	.438	.442	.879
	Aberdeen IronBirds (A)	BAL	.125	5	16	1	2	1	0	1	3	3	5	0	0	.300	.375	.675
Minor League Totals			.240	545	1880	198	452	86	7	36	240	188	455	6	4	.308	.351	.659

Chris Clare

Christopher Patrick Clare

INFIELDER

BATS **RIGHT** THROWS **RIGHT** HEIGHT **6-2** WEIGHT **175** DOB **11/24/94** SERVICE TIME **0.000**

BORN: **Fort Mill, SC** RESIDES: **Charlotte, NC**
 HIGH SCHOOL: **Charlotte Catholic High School (Charlotte, NC)**
 COLLEGE: **High Point University (High Point, NC)**
 ACQUIRED: **Selected by Baltimore in the 21st round of the 2016 draft**
 MLB DEBUT:



CAREER HIGHS

HITS 5, 4/17/17 vs Greensboro	RBI 3, 5x, last: 5/22/18 vs Salem	RUNS 4, 4/18/17 vs Greensboro	HOME RUNS 1, 12x, last: 7/6/19 @ Charlotte
STRIKEOUTS 4, 4/11/17 @ Greensboro	WALKS 3, 7/13/17 vs Lexington	STOLEN BASES 1, several times	HITTING STREAK 9 games, 2016 season

PERSONAL

- Selected by Baltimore in the 21st round of the 2016 draft.
- Attended High Point University, where he hit .345 with five home runs and 78 RBI in three seasons. Named first-team All-Big South his junior year, batting .345 with two home runs and 27 RBI that season. Just the fourth player since High Point became NCAA Division 1 to have a 20+ game hit streak (21 games).
- Fellow High Point University alumni include former Cleveland Indians pitcher Cody Allen and 2018 Daytona 500 winner Austin Dillon.
- Graduated from Charlotte Catholic High School (NC). Was a two-year letter winner while hitting .393 with 31 RBI as a senior. Named honorable mention All-Atlantic Region by Perfect Game in 2013. Fellow Charlotte Catholic alumni include White House Chief of Staff Mick Mulvaney and XFL running back Elijah Hood.

2019

- Split the year between Class-A Frederick (18 games), Double-A Bowie (36 games) and Norfolk (two games), combining to hit .194 with one home run, six doubles and 11 RBI.
- Opened the year with Bowie, where he hit safely in seven of his first nine contests.
- Had two stints on Bowie's Injured List: 4/18 - 5/10 and 7/12 - 8/13.
- Totaled a .406 on-base percentage vs left-handed pitchers at Bowie.
- Made his Triple-A debut with the Tides on 7/5 in his hometown of Charlotte (pinch-runner).
- Hit a game-tying, two-run homer in his first Triple-A at-bat on 7/6 at Charlotte, becoming the first Norfolk player to homer in his Triple-A debut since Garabez Rosa on 4/12/15.
- Assigned to Frederick on 8/13 and spent the remainder of the season with the Keys, where he hit .231 with five RBI and a .344 on-base percentage over 18 games.
- Led Frederick with a .377 OBP in August (minimum 10 games).
- Registered seven hits over a five-game hitting streak, 8/24 - 8/28.

2018

- Played most of the season at Class-A Frederick, where he hit .224 with five home runs, 35 RBI and a .335 on-base percentage over 120 games.
- Ranked among qualified Frederick leaders in OBP (1st, .335), walks (1st, 60), stolen bases (T-2nd, 5), slugging (4th, .329) and OPS (4th, .665).
- Registered 20 multi-hit games, including six different three-hit contests.
- Tied his career-high with three RBI, 5/5 at Wilmington and 5/22 vs. Salem.
- Batted .307 with two home runs, 11 RBI and a .419 OBP over 27 games in May.
- Hit .300 (33-110) with 12 RBI and a .408 OBP against Carolina League left-handers.

2017

- Split the year between Class-A Delmarva and Class-A Frederick, combining to hit .247 with four home runs, 15 doubles and 47 RBI over 124 games.
- Named a South Atlantic League Midseason All-Star. Prior to the All-Star break, he ranked among Delmarva leaders in OBP (1st, .359), average (.253) and RBI (4th, 37).
- Ranked second among Orioles minor leaguers with 59 walks for the season.
- Set a career-high with five hits (all singles), 4/17 vs. Greensboro. Just one day later, set a career-best by scoring four runs - also vs. Greensboro.
- Joined Frederick on 7/20 and spent the remainder of the season there, batting .260 with two home runs and nine RBI over the final 42 games of the year.
- Hit .344 (11-32) with a homer, three RBI and a .405 OBP in 12 games in July for Frederick.
- Batted .292 with a .392 OBP in 21 home contests with Frederick.

2016

- Spent first pro season at Class-A Aberdeen, hitting .242 with two home runs and 14 RBI.
- Began a nine-game hitting streak in his second professional game, which stands as his longest professional hitting streak. Hit safely in 13 of 14 games from 6/22-7/10.
- Hit first professional home run at Lowell on 7/1.
- Ranked among Aberdeen leaders in OBP (3rd, .344), walks (T-3rd, 20) and hits (5th, 20).



CHRIS CLARE hit a home run in his first Triple-A at-bat on 7/6/19, becoming the first Tides player to homer in his debut since Garabez Rosa did so on 4/12/15. (Michael R. Smith/The Prince George's Sentinel).

YR	TEAM	ORG	AVG	G	AB	R	H	2B	3B	HR	RBI	BB	SO	SB	CS	OBP	SLG	OPS
2016	Aberdeen IronBirds (A)	BAL	.242	47	153	20	37	7	0	2	14	20	35	2	2	.344	.327	.671
2017	Delmarva Shorebirds (A)	BAL	.242	82	302	38	73	13	2	2	38	40	62	2	1	.352	.318	.670
	Frederick Keys (A)	BAL	.260	42	127	19	33	2	0	2	9	19	26	3	1	.364	.323	.687
2018	Bowie Baysox (AA)	BAL	.000	2	0	1	0	0	0	0	0	0	0	0	0	.000	.000	.000
	Frederick Keys (A)	BAL	.224	120	401	48	90	23	2	5	35	60	76	5	2	.335	.329	.665
2019	Bowie Baysox (AA)	BAL	.168	36	101	14	17	4	0	0	4	12	26	1	1	.276	.208	.484
	Norfolk Tides (AAA)	BAL	.500	2	2	1	1	0	0	1	2	1	1	0	0	.667	2.000	2.667
	Frederick Keys (A)	BAL	.231	18	52	5	12	2	0	0	5	7	12	0	0	.344	.269	.613
Minor League Totals				.231	349	1138	146	263	51	4	12	107	159	238	13	.340	.315	.655

Brett Cumberland

Matthew Brett Cumberland

CATCHER

BATS **BOTH** THROWS **RIGHT** HEIGHT **5-11** WEIGHT **205** DOB **6/25/95** SERVICE TIME **0.000**

BORN: **Turlock, CA**

RESIDES: **Turlock, CA**

HIGH SCHOOL: **Turlock High School (Turlock, CA)**

COLLEGE: **University of California, Berkeley**

ACQUIRED: **Trade with Braves (with 3 others) for RHP Kevin Gausman, RHP Darren O'Day and International Signing Bonus Slots, 7/31/18**

 @bcomboslice

 @brettcumby



CAREER HIGHS

HITS

4, 7/22/17 vs St. Lucie

RBI

6, 7/26/16 @ Johnson City

RUNS

3, 2x, last: 4/28/19 vs Akron

HOME RUNS

2, 2x, last: 4/7/18 vs Daytona

STRIKEOUTS

4, 2x, last: 4/16/18 @ Dunedin

WALKS

3, 4x, last: 5/29/18 vs Dunedin

STOLEN BASES

1, 5/26/17 @ Augusta

HITTING STREAK

13 games, 2017

PERSONAL

- ◆ Acquired by Baltimore in a trade with Atlanta, along with RHP Evan Phillips, RHP Bruce Zimmerman and IF Jean Carlos Encarnacion, in exchange for RHP Kevin Gausman and RHP Darren O'Day, 7/31/18.
- ◆ Originally selected by Atlanta in the 2nd round (76th overall) of the 2016 draft.
- ◆ Attended the University of California, Berkeley, where he was named the Pac-12 Conference Player of the Year during his sophomore season (2016). Hit .344 with 16 home runs and 51 RBI that season, leading the Pac-12 in home runs while ranking second in RBI. He also earned second team All-America honors that season from the ABCA and third team All-America honors from Baseball America and Collegiate Baseball Newspaper.
- ◆ Was named All-District Baseball Player of the Year his senior season at Turlock High School (CA), hitting .410 and helping the Bulldogs to the Central California Conference title in 2014.

2019

- ◆ Entered the season ranked as the #26 prospect in the Orioles system per MLB.com.
- ◆ Appeared in 102 games between Class-A Aberdeen, Class-A Frederick and Double-A Bowie. Finished the season batting .257 with five home runs, 14 doubles and 24 RBI in 60 games.
- ◆ Finished year with a .997 fielding percentage with one error in 321 innings played. Threw out 37.9% (11-29) of attempted basestealers, including three in three games at Aberdeen.
- ◆ Opened the year with Bowie. Hit .333 (8-24) in June before being placed on the Injured List on 6/19. Did not return to action until 7/12.
- ◆ Tied a career-high with three runs scored, 4/28 vs Akron.
- ◆ Made four rehab starts in Single-A Aberdeen before being assigned to Frederick on 7/17.
- ◆ Appeared in 15 games with Frederick, batting .273 with a home run, six doubles and three RBI with the Keys before being assigned back to Bowie on 8/6.
- ◆ Ranked 2nd among Orioles minor leaguers after being hit by a pitch 15 times.

2018

- ◆ Appeared in 102 games between Class-A Florida, Double-A Mississippi and Double-A Bowie, batting .224 with 14 home runs, 15 doubles and 46 RBI.
- ◆ Opened the year with the Florida Firefrogs, hitting .236 with 11 home runs, 15 doubles and 39 RBI in 82 games.
- ◆ Named a Florida State League Midseason All-Star.
- ◆ Matched career-high with two home runs in a game, 4/7 vs Daytona.
- ◆ Ranked among Florida State League hitters in walks (T-7th, 52) and was intentionally walked more than any other hitter (5) despite playing in just 82 games.
- ◆ Threw out 42.4% (28-66) of attempted basestealers while with Florida while posting a .998 fielding percentage (one error in 473 total chances).
- ◆ Promoted to Mississippi on 7/25 and appeared in just five games before being traded to the Orioles on 7/31.
- ◆ Joined Bowie on 8/4 and appeared in 15 games with the Baysox, hitting .190 with three home runs and seven RBI.

2017

- ◆ Entered the season ranked by Baseball America as Atlanta's No. 23 prospect.
- ◆ Split the season between Class-A Rome and Class-A Florida in the Braves organization, combining to bat .266 with 11 home runs and 69 RBI in 111 games.
- ◆ Led all of Minor League Baseball with 41 hit-by-pitches.
- ◆ Had the highest on-base percentage (.409) among Atlanta minor leaguers.
- ◆ Also ranked among Atlanta minor leaguers in OPS (3rd, .855), RBI (4th, 69), walks (T-4th, 49), slugging percentage (9th, .445) and home runs (T-9th, 11).
- ◆ Named a South Atlantic League Midseason All-Star while with Rome.
- ◆ Named South Atlantic League Player of the Week on 5/28 after hitting .370 (10-27) with three home runs over seven games.
- ◆ Had a career-high 13-game hitting streak from 5/22-6/2, hitting .422 (19-45) with seven doubles and five home runs over that span.
- ◆ Set a career-high with four hits, 7/22 vs. St. Lucie.

2016

- ◆ In first pro season, batted .216 with three home runs and 30 RBI in 45 games for Danville.
- ◆ Hit first professional home run, 7/16 at Bristol.
- ◆ Ranked first among Danville hitters with 30 RBI in 45 games.
- ◆ Drove in a career-high six runs on 7/26 at Johnson City.
- ◆ Ranked as the 20th-best prospect in the Appalachian League by Baseball America.



BRETT CUMBERLAND posted a .395 on-base percentage over 41 games with Double-A Bowie during the 2019 campaign. (Michael R. Smith).

YR	TEAM	ORG	AVG	G	AB	R	H	2B	3B	HR	RBI	BB	SO	SB	CS	OBP	SLG	OPS
2016	Danville Braves (R)	ATL	.216	45	162	11	35	11	0	3	30	14	49	0	4	.317	.340	.657
2017	Rome Braves (A)	ATL	.263	55	175	34	46	15	1	10	48	31	61	1	0	.432	.531	.964
	Florida Fire Frogs (A)	ATL	.269	56	182	14	49	12	1	1	21	18	62	0	2	.384	.363	.747
2018	Mississippi Braves (AA)	ATL	.111	5	18	1	2	0	0	0	0	1	5	0	0	.200	.111	.311
	Bowie Baysox (AA)	BAL	.190	15	42	6	8	0	0	3	7	4	12	0	0	.292	.405	.696
	Florida Fire Frogs (A)	ATL	.236	82	280	40	66	15	0	11	39	52	85	0	1	.367	.407	.774
2019	Bowie Baysox (AA)	BAL	.248	41	125	21	31	8	0	4	20	23	34	0	0	.395	.408	.803
	Frederick Keys (A)	BAL	.273	15	44	7	12	6	0	1	3	7	9	0	0	.429	.477	.906
	Aberdeen IronBirds (A)	BAL	.286	4	14	0	4	0	0	0	1	1	4	0	0	.412	.286	.697
Minor League Totals			.243	318	1042	134	253	67	2	33	169	151	321	1	7	.376	.406	.782

Taylor Davis

Taylor M. Davis

CATCHER/INFIELDER

BATS **RIGHT** THROWS **RIGHT** HEIGHT **5-10** WEIGHT **200** DOB **11/24/94** SERVICE TIME **0.099**

BORN: **Tampa, FL** RESIDES: **Jeffersonville, IN**
 HIGH SCHOOL: **Jupiter High School (Jupiter, FL)**
 COLLEGE: **Morehead State University**
 ACQUIRED: **Signed by Baltimore as a minor league free agent, 1/23/20**
 MLB DEBUT: **With CHC on 9/8/17 vs. MIL (0-for-1, K, PH)**



CAREER HIGHS

HITS 4, 2x, last: 5/25/18 vs New Orleans	RBI 6, 5/25/18 vs New Orleans	RUNS 4, 7/29/11 @ AZL Reds	HOME RUNS 2, 6/25/15 @ Mobile
STRIKEOUTS 3, 3x, last: 9/28/17 @ St. Louis	WALKS 3, 2x, last: 9/1/16 @ Nashville	STOLEN BASES 1, 5x, last: 9/3/16 vs Columbus	HITTING STREAK 18, 2015-2016 seasons

PERSONAL

- ◆ Signed by Baltimore as a minor league free agent on 1/23/20.
- ◆ Initially signed as a non-drafted free agent by the Chicago Cubs in 2011. Spent the first nine seasons of his pro career in the Cubs organization.
- ◆ Attended Morehead State University (KY) where he was First Team All-Conference his junior year after batting .414. Finished his college career with 36 home runs and 145 RBI.
- ◆ Notable Morehead St. alumni include former Tides RHP Jon Rauch and NFL QB Phil Simms.
- ◆ Drafted by the Florida Marlins in the 49th round of the 2008 draft, but did not sign.
- ◆ Attended Jupiter High School (FL), where he hit .500 with a school-record 25-game hitting streak his senior year. Was the MVP of the Florida FBCA All-Star Game.
- ◆ Notable alumni from Jupiter High School include four-time MLB All-Star Dante Bichette, former Chicago Bears kicker Cody Parkey and St. Louis Cardinals RHP Miles Mikolas.
- ◆ Has a propensity for staring at television cameras, resulting in several viral video moments.

2019

- ◆ Spent the majority of his season with Triple-A Iowa, where he hit .235 with five home runs, 23 RBI and a .338 on-base percentage over 61 games.
- ◆ Batted .313 (10-32) with two home runs and five RBI in May.
- ◆ Appeared in seven games with Chicago, batting .167 (3-18) with a home run and four RBI.
- ◆ Hit his first MLB home run on 5/4 vs. St. Louis, a game-tying grand slam. Became the seventh player in MLB history - and the first Cub - to hit a game-tying grand slam for his first career homer (the first since Will Middlebrooks on 5/6/12). Th
- ◆ Became the first Cub to hit a grand slam for his first career home run since Kevin Tapani did so on 7/20/88. The last Cubs position player to accomplish the feat was Champ Summers, who did so in a pinch-hit role on 8/23/75.
- ◆ Registered 12 multi-hit games with Iowa, including two separate three-hit contests.
- ◆ Threw out 31.4 % of attempted basestealers with Iowa (16-51).
- ◆ Designated for assignment on 9/7 and outrighted to Iowa on 9/10.

2018

- ◆ Spent entire minor league season with Iowa before a September callup to Chicago.
- ◆ Hit .275 with four home runs, 18 doubles and 41 RBI in 107 games with Iowa.
- ◆ Batted .333 (22-66) with a home run and eight RBI in 20 April games for Iowa.
- ◆ Matched career-high with four hits and set career-best with six RBI, 5/25 vs. New Orleans.
- ◆ Batted .442 (19-43) with a .489 OBP in 13 Wednesday contests with Iowa.

2017

- ◆ Spent the season at Triple-A Iowa, batting .297 with 27 doubles and six homers in 102 games.
- ◆ Led the I-Cubs with 62 RBI and ranked second on the club with a .297 average.
- ◆ Reached base in 39 straight games from 8/10/16 to 5/1/17, the longest streak for a player at Triple-A Iowa since at least 2008.
- ◆ Threw out 23% (13-57) of attempted basestealers.
- ◆ Batted .305 (58-190) with five home runs and 39 RBI in 53 road contests for Iowa.
- ◆ Hit .340 (52-153) with three homers and 32 RBI in 39 games after the All-Star break.
- ◆ Had his contract selected by Chicago on 9/5 and made his MLB debut on 9/8.
- ◆ Picked up his first MLB hit on 9/14 vs. the Mets, a single off of Seth Lugo.
- ◆ Hit a game-winning RBI double in the 11th inning at St. Louis on 9/28.

2016

- ◆ Split the year between Triple-A Iowa (67 games), Double-A Tennessee (15 games) and Class-A Eugene (6 games), combining to hit .264 with 30 RBI over 88 contests.
- ◆ Began season with Tennessee, hitting .338 with 10 RBI in 15 games. Joined Iowa on 4/28.
- ◆ Spent 5/27 - 7/8 on Iowa's Injured List with a left hand sprain.
- ◆ Registered 15 multi-hit games with Iowa, including three different three-hit contests.

2015

- ◆ Batted .311 with a .361 OBP in 104 games between Double-A Tennessee & Triple-A Iowa.
- ◆ Appeared defensively at catcher (49 games), first base (30 games), third base (3 games) and left field (1 game).
- ◆ Threw out 18 of 51 baserunners attempting to steal (35%).
- ◆ Hit two home runs, both solo, in a game at Mobile on 6/25, a career-high.
- ◆ Batted .321 with an .810 OPS in 53 games after 7/4 at Iowa and Tennessee.
- ◆ Played four games with the Toros of the Dominican Winter League in October.

2014

- ◆ Played full season at Double-A Tennessee, hitting .319 with 44 hits and 29 RBI.
- ◆ Had two stints on the disabled list (4/3-4/17 & 7/9-7/23) due to calf strains.
- ◆ Posted a season-high five RBI on 7/26 at Birmingham. Had a 4-RBI game, 8/16 vs Huntsville.

2013

- ◆ Limited to 33 games between Class-A Dayton and Double-A Tennessee due to a right calf strain. Batted .206 (21-102) with four doubles and two homers between the two levels.

YR	TEAM	ORG	AVG	G	AB	R	H	2B	3B	HR	RBI	BB	SO	SB	CS	OBP	SLG	OPS
2011	AZL Cubs (R)	CHC	.308	11	39	10	12	1	3	0	10	5	3	0	0	.391	.487	.878
2012	Peoria Chiefs (A)	CHC	.338	18	65	5	22	4	2	1	12	8	8	0	0	.395	.508	.902
	Daytona Cubs (A)	CHC	.223	52	157	15	35	8	0	2	26	21	24	3	2	.315	.312	.627
2013	Tennessee Smokies (AA)	CHC	.158	6	19	1	3	2	0	0	1	0	4	0	0	.158	.263	.421
	Daytona Cubs (A)	CHC	.217	27	83	9	18	2	0	2	8	9	15	0	1	.293	.313	.607
2014	Tennessee Smokies (AA)	CHC	.319	53	138	19	44	11	1	4	29	12	14	0	0	.375	.500	.875
2015	Tennessee Smokies (AA)	CHC	.319	21	72	11	23	7	0	5	14	5	11	0	0	.364	.625	.989
	Iowa Cubs (AAA)	CHC	.309	83	259	29	80	19	2	4	29	21	37	0	1	.361	.444	.805
2016	Tennessee Smokies (AA)	CHC	.339	15	56	7	19	3	1	0	10	4	6	0	0	.365	.429	.794
	Iowa Cubs (AAA)	CHC	.251	67	223	24	56	13	1	2	20	30	28	2	0	.341	.345	.686
	Eugene Emeralds (A)	CHC	.176	6	17	2	3	0	0	0	0	5	2	0	0	.364	.176	.540
2017	CHICAGO CUBS (NL)	CHC	.231	8	13	1	3	1	0	0	1	0	4	0	0	.231	.308	.538
	Iowa Cubs (AAA)	CHC	.297	102	357	41	106	27	1	6	62	37	45	0	3	.357	.429	.786
2018	CHICAGO CUBS (NL)	CHC	.400	5	5	0	2	0	0	0	2	0	1	0	0	.333	.400	.733
	Iowa Cubs (AAA)	CHC	.275	107	356	38	98	18	0	4	41	40	57	0	2	.348	.360	.707
2019	CHICAGO CUBS (NL)	CHC	.167	7	18	2	3	0	0	1	4	2	4	0	0	.250	.333	.583
	Iowa Cubs (AAA)	CHC	.235	61	204	21	48	4	0	5	23	31	38	0	0	.338	.328	.666
Major League Totals			.222	20	36	3	8	1	0	1	7	2	9	0	0	.256	.333	.590
Minor League Totals			.277	629	2045	232	567	119	11	35	285	228	292	5	9	.348	.398	.746

Yusniel Diaz

Yusneil Efrain Diaz (yous-KNEE-el)

OUTFIELDER

BATS: **RIGHT** THROWS: **RIGHT** HEIGHT: **6-1** WEIGHT: **210** DOB: **10/7/96** SERVICE TIME: **0.000**

BORN: **Havana, Cuba**

HIGH SCHOOL:

COLLEGE:

ACQUIRED: **Trade with Dodgers (with 4 others) for IF Manny Machado, 7/18/18**

MLB DEBUT:

RESIDES: **Port Au Prince, Haiti**



@YusnielDiaz17



@yusniel16



CAREER HIGHS

HITS

4, 7x, last: 7/12/18 @ Northwest Arkansas

RBI

6, 8/14/16 vs. Visalia

RUNS

3, 9x, last: 6/6/19 vs New Hampshire

HOME RUNS

1, 42x, last: 8/29/19 @ Reading

STRIKEOUTS

4, 2x, last: 5/31/17 @ Visalia

WALKS

3, 2x, last: 8/29/18 @ Akron

STOLEN BASES

2, 5/6/18 @ Springfield

HITTING STREAK

9 games, 2x, last: 2019

PERSONAL

- ◆ Acquired by Baltimore from the Los Angeles Dodgers, along with IF Rylan Bannon, RHP Dean Kremer, RHP Zach Pop & IF Breyvic Valera, in exchange for IF Manny Machado, 7/18/18.
- ◆ Originally signed as a non-drafted free agent by the Los Angeles Dodgers, 11/21/15.
- ◆ Hit .348 as an 18-year-old during the 2014-15 season in Serie Nacional, Cuba's top baseball league. Was the favorite to win Rookie of the Year that season, but he defected to the U.S. before he could be given the award.
- ◆ Held a showcase for MLB teams in the Dominican Republic before signing with the Dodgers.

RANKING ON ORIOLAS TOP PROSPECT LISTS ENTERING 2020

#6 - Baseball America | #6 - Baseball Prospectus | #7 - MLB.com

2019

- ◆ Entered the season ranked by MLB.com, Baseball America and Baseball Prospectus as the Orioles No. 1 prospect. Also called the "Best Hitter for Average" in the Orioles minor league system by Baseball America, who ranked him the 37th best prospect nationally.
- ◆ Split the year between Double-A Bowie, Class-A Frederick and Class-A Aberdeen, combining to hit .265 with 11 home runs, 22 doubles and 55 RBI over 85 games.
- ◆ Ranked among Orioles minor leaguers in extra-base hits (T-6th, 37) and RBI (8th, 55).
- ◆ Named an MiLB.com Orioles Organizational All-Star after the season.
- ◆ Opened the year with Bowie before sustaining a hamstring injury that placed him on the Injured List on 4/26. Rehabbed the injury for six games with Frederick (hitting safely in five of six contests) before returning to Bowie on 6/5.
- ◆ Named the Eastern League Batter of the Week on 6/16 after a week that saw him homer in three straight contests and bat .364 with 12 RBI and three multi-hit games.
- ◆ Batted .299 with three home runs, 22 RBI and a .353 OBP over 28 games in July.
- ◆ Matched his career-best by registering a nine-game hitting streak, 7/19 - 7/27.
- ◆ Ranked among Bowie team leaders in homers (2nd, 11), RBI (3rd, 53) and XBH (T-4th, 34).
- ◆ Batted .328 (19-58) with five home runs and 13 RBI when serving as Bowie's DH.
- ◆ Placed on Injured List with quad injury on 8/2. Appeared in three rehab games with Aberdeen before returning to Bowie on 8/26.
- ◆ Appeared in eight playoff games for Bowie, batting .257 (9-35) with a homer and five RBI.

2018

- ◆ Entered the season ranked by MLB.com as the Dodgers #5 prospect. Also rated by Baseball Prospectus as the #73 prospect in all of baseball prior to the season.
- ◆ Split the year between Double-A Tulsa and Double-A Bowie, combining to hit .285 with 11 home runs, 45 RBI and a .392 on-base percentage in 97 games.
- ◆ Opened the year with Tulsa, hitting .314 with six home runs, 30 RBI and eight stolen bases in 59 games before being traded to the Baltimore system on 7/18.
- ◆ Ranked 2nd in the Texas League with a .428 on-base percentage when he was traded.
- ◆ Selected to participate in the MLB Futures Game at Nationals Park in Washington, D.C., where he hit two game-tying home runs. Was the first player since Alfonso Soriano to homer twice in a Futures Game - Soriano accomplished the feat in the inaugural contest in 1999.

2018

- ◆ Matched his career-high with four hits, 7/8 vs. Frisco and 7/12 at Northwest Arkansas.
- ◆ With Tulsa, appeared defensively in center field (29 G), right field (28 G) and left field (2G).
- ◆ Batted .300 against Texas League left-handers and .319 against TL right-handed pitching.
- ◆ Reached base safely in his final 23 home contests for the Drillers, batting .366 (30-82) with a .469 on-base percentage over that stretch - a span that was tied for the 2nd-longest on-base stretch at home in the Texas League during the 2018 season.
- ◆ Joined Bowie on 7/20 and batted .239 with five home runs and 15 RBI in 38 games.
- ◆ Hit a three-run homer in consecutive games for Bowie, 8/19 at Erie and 8/20 at Richmond.
- ◆ Reached base safely in 31 of his 38 games with Bowie, posting a .329 OBP.

2017

- ◆ Split time between Class-A Rancho Cucamonga and Double-A Tulsa, posting a combined .292 batting average with 11 home runs, 52 RBI and nine stolen bases in 114 games.
- ◆ Hit .380 against opposing left-handed pitchers between the two clubs.
- ◆ Named MiLB.com California League Player of the Month for June with Rancho Cucamonga, hitting .396 with nine doubles, two triples, five home runs and 17 RBI in 24 games.
- ◆ Named California League Player of the Week on 6/25 with Rancho Cucamonga, hitting .565 (13-23) with two home runs & eight RBI over five games (including two four-hit games).
- ◆ Hit .333 with eight doubles, three home runs and 13 RBI in 33 games with Double-A Tulsa.
- ◆ Played in the Arizona Fall League with the Glendale Desert Dogs following the regular season, hitting .303 with three extra-base hits, one home run and 10 RBI in 17 games.
- ◆ Selected to participate in the Arizona Fall League Rising Stars Game.

2016

- ◆ Aside from a three-game rehab assignment in July with the Rookie-level AZL Dodgers, he played the entire season with Class-A Rancho Cucamonga (82 games).
- ◆ Hit .272 with eight home runs, 15 extra-base hits and 54 RBI with Rancho Cucamonga.
- ◆ Placed on the disabled list twice (4/24 and 6/15) due to shoulder issues, missing over a month the second time from mid-June to late-July.
- ◆ Had a career-high nine-game hitting streak from 6/12-7/29.
- ◆ Drove in a career-high six runs on 8/14 vs. Visalia (4-6, HR, 2B, 3 R, 6 RBI).



YUSNIEL DIAZ homered twice in the 2018 MLB Futures Game, the first player to accomplish the feat since Alfonso Soriano did so during the 1999 contest. (Geoff Burke/USA TODAY)

YR	TEAM	ORG	AVG	G	AB	R	H	2B	3B	HR	RBI	BB	SO	SB	CS	OBP	SLG	OPS	
2016	Rancho Cucamonga Quakes (A)	LAD	.272	82	316	47	86	8	7	8	54	29	71	7	8	.333	.418	.751	
	AZL Dodgers (R)	LAD	.143	3	14	2	2	0	0	1	3	0	3	0	0	.143	.357	.500	
2017	Tulsa Drillers (AA)	LAD	.333	31	108	15	36	8	0	3	13	10	29	2	5	.390	.491	.881	
	Rancho Cucamonga Quakes (A)	LAD	.278	83	331	42	92	15	3	8	39	35	73	7	9	.343	.414	.757	
2018	Tulsa Drillers (AA)	LAD	.314	59	220	36	69	10	4	6	30	41	39	8	8	.428	.477	.905	
	Bowie Baysox (AA)	BAL	.239	38	134	23	32	5	1	5	15	18	28	4	5	.329	.403	.732	
2019	Bowie Baysox (AA)	BAL	.262	76	286	45	75	19	4	11	53	32	67	0	3	.335	.472	.807	
	Frederick Keys (A)	BAL	.273	6	22	0	6	0	0	0	2	3	7	0	0	.360	.273	.633	
	Aberdeen IronBirds (A)	BAL	.333	3	9	0	3	3	0	0	0	1	1	0	0	.455	.667	1.121	
Minor League Totals				.278	381	1440	210	401	68	19	42	209	169	318	28	38	.355	.440	.794

Marcos Diplán

Marcos Antonio Diplán (DIP-lahn)

RIGHT-HANDED PITCHER

BATS: **RIGHT** THROWS: **RIGHT** HEIGHT: **5-11** WEIGHT: **200** DOB: **9/18/96** SERVICE TIME: **0.000**

BORN: **Licey, Dominican Republic**

RESIDES: **Licey, Dominican Republic**

HIGH SCHOOL:

COLLEGE:

ACQUIRED: **Selected off of waivers from Detroit, 12/9/19**

MLB DEBUT:



@marcosdiplan



CAREER HIGHS

STRIKEOUTS

11, 8/14/14 @ DSL Rangers2

INNINGS

7.0, 2x, last: 8/29/16 vs Clearwater

WALKS

6, 2x, last: 7/27/18 @ Jackson

HOME RUNS ALLOWED

3, 6/12/17 @ Salem

RUNS ALLOWED

7, 3x, last: 7/14/18 @ Jacksonville

EARNED RUNS ALLOWED

7, 2x, last: 8/22/17 @ Winston-Salem

HITS ALLOWED

10, 2x, last: 4/5/18 vs Winston-Salem

PITCHES IN A GAME

110, 7/21/18 vs Tennessee

PERSONAL

- ◆ Claimed by Baltimore off of waivers from Detroit, 12/9/19. Designated for assignment by Baltimore on 12/29/19 and outrighted to Norfolk on 1/9/20.
- ◆ Initially signed as a non-drafted free agent by Texas on 7/2/13. Rated by Baseball America as the 6th-best International Prospect at the time of his signing.
- ◆ Traded from Texas to Milwaukee on 1/19/15, along with RHP Corey Knebel and IF Luis Sardiñas, in exchange for RHP Yovanni Gallardo and cash considerations.
- ◆ Traded to Minnesota from Milwaukee on 7/31/19 for cash considerations.

2019

- ◆ Spent the majority of the season with Double-A Biloxi in the Brewers system before being traded to the Twins organization on 7/31.
- ◆ Went 3-4 with a 4.99 ERA in 30 games (five starts) with Biloxi, registering 16 more strikeouts (63) than hits allowed (47) in 57.2 innings of work.
- ◆ Made his first five appearances of the season as a starter, going 0-2 with a 6.86 ERA.
- ◆ Posted a 1.73 ERA (5 ER, 26.0 IP) over a 19-game stretch from 5/13 - 7/26, registering 30 strikeouts and 10 hits allowed while holding Southern League batters to a .116 average.
- ◆ Limited batters to a .120 average (6-50) over nine appearances in June.
- ◆ Earned first save since 2016, pitching a scoreless inning on 7/4 at Mississippi.
- ◆ Acquired by Minnesota in a trade on 7/31 and assigned to Double-A Pensacola, where he posted a 4.09 ERA in eight games (two starts) to finish the season.
- ◆ Between Biloxi and Pensacola, held Southern League hitters to a .225 average.
- ◆ Made nine scoreless appearances for Aguilas in the Dominican Winter League (9.2 IP).

2018

- ◆ Split the season between Class-A Carolina and Double-A Biloxi in the Brewers system, going 5-8 with a 4.03 ERA in 25 games (24 starts) between the two clubs.
- ◆ Ranked among Brewers minor leaguers in strikeouts (5th, 117) and starts (24).
- ◆ Named a Carolina League Midseason All-Star after going 3-2 with a 3.52 ERA in 13 starts for the Carolina Mudcats. Pitched a scoreless inning with two strikeouts in the All-Star Game.
- ◆ Posted a 2.20 ERA (7 ER, 28.2 IP) over six starts for Carolina in May.
- ◆ Transferred to Biloxi on 6/24 and made his final 12 appearances (11 starts) with the Shuckers, going 2-6 with a 4.58 ERA.
- ◆ Ranked among Biloxi pitchers in strikeouts (1st, 57) and starts (T-1st, 11) after the break.
- ◆ Set a career-high by throwing 110 pitches on 7/21 vs. Tennessee.
- ◆ Had two 10-strikeout performances: 5/31 at Lynchburg and 7/8 vs. Jackson.

2017

- ◆ Spent the season with Class-A Carolina, going 7-8 with a 5.23 ERA in 26 games (22 starts).
- ◆ Entered the year ranked as the #10 prospect in the Brewers system by Baseball America.
- ◆ Ranked among Carolina team leaders in strikeouts (2nd, 119) and innings (2nd, 125.2).
- ◆ Allowed two earned runs or less in 14 of his 26 appearances.
- ◆ Pitched five hitless innings and struck out five in his first start, 4/10 at Wilmington.
- ◆ Limited Carolina League left-handed batters to a .209 average (32-153) with 44 strikeouts.
- ◆ Added to Milwaukee's 40-man roster on 11/20.

2016

- ◆ Split the year between Class-A Wisconsin and Class-A Brevard County, combining to go 7-4 with a 3.02 ERA in 27 games (17 starts).
- ◆ Named a Midwest League Midseason All-Star.
- ◆ Limited opponents to a .225 average with 129 strikeouts over 113.1 innings.
- ◆ Went 6-2 with a 1.80 ERA in 17 games (11 starts) at Wisconsin, holding opponents to a .191 average with 89 strikeouts over 70.0 innings.
- ◆ Went 3-1 with a 0.77 ERA in eight home games (seven starts) for Wisconsin.
- ◆ Limited Midwest League right-handers to a .154 average.
- ◆ Was 2-0 with a 1.19 ERA and 32 strikeouts over 22.2 IP in six games (two starts) in May.
- ◆ Called up to Brevard County on 7/10, going 1-2 with a 4.98 ERA over 43.1 innings.
- ◆ Matched his career-best by going 7.0 innings, 8/29 vs. Clearwater.
- ◆ Made a playoff start for Wisconsin on 9/8 vs. Cedar Rapids (5.2 IP, 8 H, 3 ER, 1 BB, 8 K, L).

2015

- ◆ Went 2-2 with a 3.75 ERA over 13 games (seven starts) for short-season Helena.
- ◆ Named a Pioneer League Midseason All-Star. Pitched a scoreless inning in relief in the contest, striking out two.
- ◆ Honored as a Rookie All-Star by Baseball America after the season.
- ◆ Earned win in first start with Helena, allowing one run on four hits over 5.0 innings on 6/19 vs Missoula. Also struck out eight opponents in that contest, a season high.

2014

- ◆ Began his pro career with the DSL Rangers, going 7-2 with a 1.54 ERA in 13 starts.
- ◆ Led the Dominican Summer League in opponent's batting average (.155), while his 1.54 ERA ranked 6th in the circuit.
- ◆ Struck out a career-high 11 hitters at DSL Rangers2 on 8/14.



MARCOS DIPLÁN has been a Midseason All-Star in 2015 (Pioneer League), 2016 (Midwest League) and 2018 (Carolina League). (Michael Krebs/Biloxi Shuckers).

YR	TEAM	ORG	W-L	ERA	G	GS	CG	SHO	SV	IP	H	R	ER	HR	HB	BB	SO	WHIP	AVG
2014	DSL Rangers (R)	TEX	7-2	1.54	13	13	0	0	0	64.1	32	18	11	2	8	36	57	1.06	.155
2015	Helena Brewers (R)	MIL	2-2	3.75	13	7	0	0	2	50.1	47	21	21	4	2	21	54	1.35	.257
2016	Wisconsin Timber Rattlers (A)	MIL	6-2	1.80	17	11	0	0	1	70.0	49	24	14	3	3	32	89	1.16	.191
	Brevard County Manatees (A)	MIL	1-2	4.98	10	6	1	0	0	43.1	47	26	24	4	1	18	40	1.50	.276
2017	Carolina Mudcats (A)	MIL	7-8	5.23	26	22	0	0	0	125.2	126	83	73	11	6	71	119	1.57	.266
2018	Biloxi Shuckers (AA)	MIL	2-6	4.58	12	11	0	0	0	57.0	58	35	29	6	0	36	57	1.65	.266
	Carolina Mudcats (A)	MIL	3-2	3.52	13	13	0	0	0	61.1	58	26	24	3	4	38	60	1.57	.261
2019	Biloxi Shuckers (AA)	MIL	3-4	4.99	30	5	0	0	3	57.2	47	34	32	6	1	37	63	1.46	.221
	Pensacola Blue Wahoos (AA)	MIN	0-1	4.09	8	2	0	0	0	11.0	10	5	5	1	2	7	10	1.55	.250
Minor League Totals			31-29	3.88	142	90	1	0	6	540.2	474	272	233	40	27	296	549	1.42	.239

Tyler Erwin

Tyler Dale Erwin

LEFT-HANDED PITCHER

BATS: **LEFT** THROWS: **LEFT** HEIGHT: **6-0** WEIGHT: **185** DOB: **8/29/94** SERVICE TIME: **0.000**

BORN: **Mesa, AZ** RESIDES: **Chandler, AZ**
 HIGH SCHOOL: **Hamilton High School (Chandler, AZ)**
 COLLEGE: **South Mountain CC (Phoenix, AZ), New Mexico State University**
 ACQUIRED: **Selected by Baltimore in the 23rd round of the 2016 draft**
 MLB DEBUT:

 @terwin30

 @tyler_erwin



CAREER HIGHS

STRIKEOUTS 6, 5/7/18 vs Lynchburg	INNINGS 3.1, 8/25/17 vs Charleston	WALKS 3, 3x, last: 9/1/18 vs Myrtle Beach	HOME RUNS ALLOWED 1, 3x, last: 7/30/19 vs Charlotte
RUNS ALLOWED 5, 2x, last: 7/30/19 vs Charlotte	EARNED RUNS ALLOWED 5, 7/30/19 vs Charlotte	HITS ALLOWED 5, 2x, last: 7/30/19 vs Charlotte	PITCHES IN A GAME 46, 7/31/17 @ Kannapolis

PERSONAL

- Selected by Baltimore in the 23rd round of the 2016 draft.
- Attended New Mexico State University, where he made a team-high 33 appearances and posted a 3.11 ERA for the Aggies during the 2016 campaign. Was a teammate with fellow O's farmhand Kyle Bradish at NMSU.
- Went to South Mountain Community College in Phoenix, AZ, for first two years of college. Finished 5-1 in 15 appearances in 2014 and led team with 26 appearances in 2015. Was a Region 1 NJCAA Champion his freshman year.
- Was an All-Conference outfielder and pitcher at Hamilton High School in Chandler, AZ, where he was a teammate of Dodgers All-Star Cody Bellinger.
- Hamilton High School alumni include longtime NFL linebacker Terrell Suggs.
- Is the great-great-great nephew of the 11th President of the United States, James K. Polk.

2019

- Spent most of the year at Double-A Bowie, where he went 3-3 with a 2.43 ERA in 36 games.
- Ranked among Orioles minor leaguers in saves (T-4th, 8) and appearances (T-8th, 37).
- Limited Eastern League right-handers to a .209 average (19-91) with 21 strikeouts.
- Did not surrender a home run over 176 batters faced with the Baysox.
- Went 1-0 with a 1.02 ERA (2 ER, 17.2 IP) and a .215 opponent's average in 17 games at Bowie's Prince George's Stadium.
- Posted a 0.96 ERA (1 ER, 9.1 IP) over seven appearances in June. Recorded three saves in the month and tallied at least one strikeout in each appearance.
- Did not allow an earned run in 28 of his 36 appearances with Bowie.
- Transferred to Norfolk and made his Triple-A debut on 7/30 vs. Charlotte. Returned to Bowie on 8/4 and made his final eight appearances with the Baysox.

2018


- Spent the season at Class-A Frederick, where he went 4-4 with 18 saves and a 1.58 ERA.
- Led Orioles minor leaguers with 18 saves and 50 appearances.
- Named a Carolina League Midseason All-Star after posting a 1.04 ERA in the first half.
- Led the Carolina League with 50 appearances and was second in the circuit with 18 saves.
- Honored as an Orioles Organizational All-Star by MiLB.com.
- Registered 39 more strikeouts (84) than hits allowed (45) over 68.1 innings.
- Posted a 0.47 ERA (1 ER, 19.1 IP) with 25 strikeouts over his first 11 relief outings.
- Set a career-high with six strikeouts, 5/7 vs. Lynchburg (3.0 IP).
- Went 7-for-7 in save opportunities in July, a month that saw him post a 1.35 ERA.
- Fired 16.2 scoreless innings in August, holding opposing hitters to an .058 average (3-52).
- Surrendered just one home run in 278 batters faced.
- Limited right-handed batters to a .178 average, while left-handed hitters hit just .191.
- Did not allow a hit when the bases were loaded (0-11).

2017

- Spent first full professional season with Class-A Delmarva, where he went 2-2 with a 2.68 ERA in 26 relief appearances.
- Held South Atlantic League right-handed batters to a .235 average.
- Did not allow an earned run in 17 of his 26 appearances.
- Surrendered the fewest walks (9) among any Delmarva pitcher with more than 20 IP.
- Pitched a career-high 3.1 innings, 8/25 vs. Charleston.
- Did not allow a run in six of his final seven outings and finished the year on a 10.1-inning scoreless stretch.
- Yielded just one home run over 200 batters faced.
- Held opposing batters to a .196 average with two outs.

2016

- Went 2-1 with a 3.22 ERA in 13 appearances with Class-A Aberdeen.
- Held left-handers to a .192 average (5-26).
- Earned first pro victory, 8/20 vs. Vermont.
- Allowed two earned runs or less in each of his 13 games, including seven scoreless outings.



TYLER ERWIN, who made his Triple-A debut in 2019, has allowed just three home runs over 126 career games at the Minor League level. (Scott Sears/Norfolk Tides).

YR	TEAM	ORG	W-L	ERA	G	GS	CG	SHO	SV	IP	H	R	ER	HR	HB	BB	SO	WHIP	AVG
2016	Aberdeen IronBirds (A)	BAL	2-1	3.22	13	0	0	0	0	22.1	20	10	8	0	0	11	21	1.39	.244
2017	Delmarva Shorebirds (A)	BAL	2-2	2.68	26	0	0	0	1	47.0	50	16	14	1	5	9	39	1.26	.276
2018	Frederick Keys (A)	BAL	4-4	1.58	50	0	0	0	18	68.1	45	21	12	1	6	23	84	1.00	.183
2019	Bowie Baysox (AA)	BAL	3-3	2.43	36	0	0	0	8	40.2	40	15	11	0	1	15	35	1.35	.255
	Norfolk Tides (AAA)	BAL	0-0	19.29	1	0	0	0	0	2.1	5	5	5	1	1	0	1	2.14	.417
Minor League Totals			11-10	2.49	126	0	0	0	27	180.2	160	67	50	3	13	58	180	1.21	.236

Thomas Eshelman

Thomas Darwin Eshelman

RIGHT-HANDED PITCHER

BATS **RIGHT** THROWS **RIGHT** HEIGHT **6-3** WEIGHT **210** DOB **6/20/94** SERVICE TIME **0.036**

BORN: **Carlsbad, CA** RESIDES: **Carlsbad, CA**
 HIGH SCHOOL: **Carlsbad High School (Carlsbad, CA)**
 COLLEGE: **California State University Fullerton**
 ACQUIRED: **Trade with PHI for international bonus slot money, 6/9/19**
 MLB DEBUT: **For BAL on 7/1/19 @ TB (5.0 IP, 6 H, 2 ER, 1 BB, 0 K, ND)**

 @thomaseshelman
 @thomaseshelman



CAREER HIGHS

STRIKEOUTS

11, 8/9/16 @ Binghamton

RUNS ALLOWED

9, 7/20/19 vs Boston

INNINGS

9.0, 5/31/17 @ Indianapolis

EARNED RUNS ALLOWED

8, 8/4/17 @ Buffalo

WALKS

6, 8/19/18 vs Indianapolis

HITS ALLOWED

12, 5/5/18 @ Rochester

HOME RUNS ALLOWED

3, 4x, last: 7/20/19 vs Boston

PITCHES IN A GAME

112, 5/31/17 @ Indianapolis

PERSONAL

- ◆ Acquired in a trade by Baltimore from Philadelphia on 6/10/19 in exchange for international bonus slot money.
- ◆ Originally drafted by Houston in the second round of the 2015 draft (46th overall). Current Orioles Executive VP and GM Mike Elias was with Houston at the time of that selection.
- ◆ Attended Cal State Fullerton and played three seasons for the Titans. Named All-Big West Pitcher of the Year in 2015, First-Team All-American by Baseball America and was a Golden Spikes Award semifinalist. Set the Titans program record with a 1.65 career ERA, as well as the Division I record with 0.43 walks per nine innings pitched over his career. Also set an NCAA record as a freshman by starting his year with zero walks over his first 63.1 innings.
- ◆ Graduated from Carlsbad High School (CA) in 2012. Played as a pitcher and catcher in high school and was named First-Team California Interscholastic Federation his senior season. His older brother, Sam, is currently the varsity boys basketball coach at Carlsbad High School.
- ◆ Other notable alumni from Carlsbad HS include Orioles Hall of Famer Brady Anderson, 2002 World Series MVP Troy Glaus and Olympic gold medal snowboarder Shaun White.
- ◆ Traded to Philadelphia from Houston, along with RHP Mark Appel, RHP Harold Arauz, LHP Brett Oberholtzer and RHP Vince Velasquez, in exchange for IF Jonathan Arauz and RHP Ken Giles, on 12/12/15.

2019

- ◆ Split the season between the Philadelphia and Baltimore systems after a midseason trade. Went 3-5 with a 4.94 ERA over 17 games (16 starts) at the minor league level and 1-2 with a 6.50 ERA in 10 games (four starts) for Baltimore.
- ◆ Made his first 10 appearances of the campaign between Double-A Reading and Triple-A Lehigh Valley. Was 0-3 with a 6.28 ERA in six starts at Reading before going 1-1 with a 2.77 ERA and 23 strikeouts over 26.0 innings in four starts for the IronPigs.
- ◆ Earned a win in his Norfolk debut on 6/13 vs. Scranton/WB (7.0 IP, 1 ER, 3 BB, 2 K).
- ◆ Combined to post a 3.71 ERA over five starts between Lehigh Valley and Norfolk in June.
- ◆ Went 3-1 with a 3.28 ERA in Triple-A home games (between Lehigh Valley and Norfolk). Had 32 strikeouts in 35.2 innings while walking seven opponents in those home contests.
- ◆ Held International League left-handed hitters to a .237 average (31-131).
- ◆ Had his contract selected by Baltimore on 7/1 and made his Major League debut that night in a start at Tampa Bay, allowing two earned runs over 5.0 innings. He did not record a strikeout in the game, becoming the third pitcher in Orioles history (since 1954) with at least 5.0 innings pitched in their Major League debut without a strikeout. He joined RHP Koji Uehara (5.0 IP) on 4/8/09 vs New York-AL and RHP Anthony Telford (7.0 IP) on 8/19/90 vs Oakland in such debuts in O's history.
- ◆ Earned his first MLB win on 8/4 vs. Toronto, allowing four runs over 5.0 innings of relief.
- ◆ Struck out a season-high eight in a win vs. Charlotte, 9/1 (7.0 IP, 5 H, 2 ER, 0 BB, 8 K).
- ◆ Designated for assignment and outrighted to Norfolk on 9/2.

2018

- ◆ Spent the entire season with Triple-A Lehigh Valley, where he made 26 starts and one relief appearance. Had seven quality starts, going 2-13 with a 5.84 ERA and 104 strikeouts.
- ◆ Ranked among International League pitchers in starts (T-2nd, 26) and innings pitched (5th, 140.1). His 26 starts tied for the most starts among Phillies minor leaguers.
- ◆ Spent a week in June (6/4-6/11) on the Injured List with a left shin contusion.
- ◆ Threw a complete game (7.0 innings) vs Syracuse in game one of a doubleheader. Allowed three earned runs and recorded five strikeouts in the loss.
- ◆ Held opponents to a .232 average (16-69) with runners in scoring position and two outs.
- ◆ Earned a win on 7/30 at Buffalo, striking out five over 7.0 shutout innings.

2017

- ◆ Combined to go 13-3 with a 2.40 ERA in 23 starts between Double-A Reading and Triple-A Lehigh Valley. Recorded 102 strikeouts while issuing just 18 walks over 150 innings.
- ◆ Won the Paul Owens Award as the best pitcher in the Phillies minor league system.
- ◆ Selected as an International League Midseason All-Star. Got the start in the contest, allowing one run over 2.0 innings of work.
- ◆ Ranked among IL pitchers in WHIP (1st, 0.94), ERA (2nd, 2.23), complete games (2nd, 3), wins (T-7th, 10) and opposing average (T-5th, .227).
- ◆ Allowed the fewest base runners per 9.0 innings (8.48) among IL qualifying starters.
- ◆ Promoted to Triple-A Lehigh Valley after posting a quality start in his final three starts at Double-A Reading. Went 3-0 with a 3.10 ERA in five starts against the Eastern League.
- ◆ Named Phillies Minor League Pitcher of the Month and IL Player of the Month in May, going 4-0 with a 1.38 ERA in five starts for Lehigh Valley. Had a 0.80 WHIP for the month.
- ◆ Tossed a 9.0-inning shutout at Indianapolis on 5/31, allowing five hits and striking out seven. Was just the third 9.0-inning shutout for Lehigh Valley team history.
- ◆ Entered the All-Star break with a 7-2 record and a 1.96 ERA in 11 starts in Triple-A. Allowed one earned run or less in 10 of his 18 starts with the IronPigs on the season.

2016

- ◆ Combined to go 9-7 with a 4.25 ERA in 24 starts between Clearwater and Reading.
- ◆ Selected as a Florida State League Midseason All-Star.
- ◆ Was the FSL Player of the Week for the week of 4/18 - 4/24.
- ◆ Promoted to Reading on 6/21.
- ◆ Posted a career-best 11 strikeouts, 8/9 at Binghamton.
- ◆ Had two stints on the disabled list, the first with turf toe (7/27-8/3) and was out in September (9/4-9/26) with Appendicitis.

2015

- ◆ Began professional career with the GCL Astros. Promoted to Single-A Quad Cities on 8/18.
- ◆ Went 0-1 with a 4.35 ERA in four minor league starts, pitching 10.1 innings.

YR	TEAM	ORG	W-L	ERA	G	GS	CG	SHO	SV	IP	H	R	ER	HR	HB	BB	SO	WHIP	AVG
2015	Quad Cities River Bandits (A)	HOU	0-0	4.26	2	2	0	0	0	6.1	9	3	3	0	0	3	5	1.89	.346
	GCL Astros (R)	HOU	0-1	4.50	2	2	0	0	0	4.0	3	2	2	0	0	2	3	1.25	.200
2016	Reading Fightin Phils (AA)	PHI	5-5	5.14	13	13	0	0	0	61.1	79	40	35	4	1	17	55	1.57	.307
	Clearwater Threshers (A)	PHI	4-2	3.34	11	11	0	0	0	59.1	58	29	22	7	1	11	64	1.16	.251
2017	Reading Fightin Phils (AA)	PHI	3-0	3.10	5	5	0	0	0	29.0	27	11	10	6	1	5	22	1.10	.257
	Lehigh Valley IronPigs (AAA)	PHI	10-3	2.23	18	18	3	1	0	121.0	101	36	30	8	0	13	80	0.94	.227
2018	Lehigh Valley IronPigs (AAA)	PHI	2-13	5.84	27	26	1	0	0	140.1	189	105	91	21	2	45	104	1.67	.321
2019	BALTIMORE ORIOLES (AL)	BAL	1-2	6.50	10	4	0	0	0	36.0	47	31	26	12	1	11	22	1.61	.313
	Reading Fightin Phils (AA)	PHI	0-3	6.28	6	6	0	0	0	28.2	43	22	20	4	0	6	26	1.71	.341
	Lehigh Valley IronPigs (AAA)	PHI	1-1	2.77	4	4	1	0	0	26.0	23	8	8	3	0	5	23	1.08	.237
	Norfolk Tides (AAA)	BAL	2-1	4.70	7	6	0	0	0	38.1	43	21	20	6	2	7	28	1.30	.276
Major League Totals			1-2	6.50	10	4	0	0	0	36.0	47	31	26	12	1	11	22	1.61	.313
Minor League Totals			27-29	4.22	95	93	5	1	0	514.1	575	277	241	59	7	114	410	1.34	.281

Daniel Fajardo

Daniel José (Suárez) Fajardo

CATCHER

BATS **RIGHT** THROWS **RIGHT** HEIGHT **6-1** WEIGHT **170** DOB **11/19/94** SERVICE TIME **0.000**

BORN: **Maracay, Venezuela**

RESIDES: **Maracay, Venezuela**

HIGH SCHOOL:

COLLEGE:

ACQUIRED: **Signed by Baltimore as a minor league free agent, 9/19/11**

MLB DEBUT:



@daniel_jfs



CAREER HIGHS

HITS

4, 8/16/13 vs DSL Blue Jays

RBI

5, 4/10/18 @ Carolina

RUNS

3, 2x, last: 4/24/19 vs Asheville

HOME RUNS

1, several times

STRIKEOUTS

4, 6/12/18 vs Lynchburg

WALKS

2, 5x, last: 8/15/19 @ Salem

STOLEN BASES

1, several times

HITTING STREAK

10 games, 2015

PERSONAL

- ◆ Signed at the age of 17 by Baltimore as a non-drafted free agent, 9/19/11.
- ◆ Hometown of Maracay, Venezuela has produced 32 Major League players, including MVP's Miguel Cabrera and Jose Altuve.

2019

- ◆ Split the year between Class-A Delmarva and Class-A Frederick, combining to hit .247 with two home runs, and 30 RBI over 78 games.
- ◆ Named a South Atlantic League Midseason All-Star, his first Midseason All-Star selection.
- ◆ Batted .322 with nine RBI over 15 games for Delmarva in April.
- ◆ Did not commit an error at Delmarva while throwing out 13 attempted base-stealers.
- ◆ Posted a .304 average (14-46) with seven RBI over 15 games for Frederick in August.
- ◆ Recorded three three-hit games and 14 multi-hit games on the season.

2018

- ◆ Played the entire year with Class-A Frederick, hitting .271 with four home runs and 27 RBI.
- ◆ Drove in a career-high five runs on 4/10 at Carolina, going 3-4 with a run scored.
- ◆ Recorded 15 multi-hit games on the season.
- ◆ Hit .321 on the road (34-106) and .316 against left-handed pitchers (18-57).

2017

- ◆ Appeared in 72 games between Delmarva, Frederick and Norfolk, combining to hit .214.
- ◆ Promoted to Norfolk on 5/2 and appeared in one game, going 1-4 with a run scored.
- ◆ Recorded multi-hit games in five of his first nine games of the season with Delmarva.
- ◆ Stole a base for the first time since 2013 on 6/4 against Hickory.
- ◆ Committed just six errors in 611.0 total innings played in the field, good enough for a combined fielding percentage of .963 on the season.

2016

- ◆ Spent the season with Class-A Aberdeen, where he played all but one of his games at catcher when he was the designated hitter on 7/19 vs Staten Island.
- ◆ Hit first career home run on 6/30 at Vermont off of Ivan Andueza and homered again in his next game on 7/5 vs West Virginia.
- ◆ Drove in a season-high two runs on 8/5 vs Tri-City and on 8/30 at State College.

2015

- ◆ Played most of the season with the GCL Orioles (21 games) and then debuted with Class-A Frederick on 8/23 vs Myrtle Beach, going 1-4.
- ◆ Led the GCL Orioles with a .403 batting average on the season.
- ◆ Hit .467 in the month of June (7-15), .444 on the road (12-27) and .421 against right-handers (24-57) with the GCL Orioles.
- ◆ Recorded eight multi-hit games with the GCL Orioles. Struck out just nine times in 67 AB.
- ◆ Posted a career-high 10-game hitting streak from 7/18 - 8/19, batting .436 with 10 RBI during that span.

2014

- ◆ Played all 15 games with the GCL Orioles as a catcher.
- ◆ Finished the season with a 1.000 fielding percentage, recording 80 putouts and 10 assists.

2013

- ◆ Played 43 games for the DSL Orioles2 and led the team with a .310 batting average and ranked second on the club with eight doubles.
- ◆ Went 4-for-4 with a double, run scored and four RBI on 8/16 vs the DSL Blue Jays.
- ◆ Hit .339 in the month of July (20-59) with five doubles and five RBI.

2012

- ◆ Started his professional baseball career with the DSL Orioles at the age of 17.
- ◆ Hit .333 (8-24) with three doubles when leading off an inning.
- ◆ Recorded a season-high three hits on 7/19 vs the DSL Reds.



DANIEL FAJARDO was named a South Atlantic League Midseason All-Star for Delmarva in 2019.

YR	TEAM	ORG	AVG	G	AB	R	H	2B	3B	HR	RBI	BB	SO	SB	CS	OBP	SLG	OPS	
2012	DSL Orioles (R)	BAL	.175	33	97	5	17	3	0	0	6	6	18	1	1	.223	.206	.429	
2013	DSL Orioles (R)	BAL	.310	43	129	13	40	8	0	0	14	7	11	2	1	.341	.372	.713	
2014	GCL Orioles (R)	BAL	.132	15	38	1	5	0	0	0	5	2	7	0	0	.175	.132	.307	
2015	Frederick Keys (A)	BAL	.167	2	6	0	1	0	0	0	0	0	3	0	0	.167	.167	.333	
	GCL Orioles (R)	BAL	.403	21	67	7	27	3	0	0	11	3	9	0	1	.444	.448	.892	
2016	Aberdeen IronBirds (A)	BAL	.200	25	80	6	16	3	0	2	7	0	22	0	0	.200	.313	.513	
2017	Delmarva Shorebirds (A)	BAL	.240	67	242	23	58	14	0	1	24	6	41	1	1	.258	.310	.568	
	Norfolk Tides (AAA)	BAL	.250	1	4	1	1	0	0	0	0	0	1	0	0	.250	.250	.500	
	Frederick Keys (A)	BAL	.154	4	13	0	2	0	0	0	0	0	4	0	0	.154	.154	.308	
2018	Frederick Keys (A)	BAL	.271	63	207	25	56	5	1	4	27	10	24	0	0	.303	.362	.665	
2019	Delmarva Shorebirds (A)	BAL	.258	42	155	15	40	3	0	1	18	5	16	1	0	.286	.297	.582	
	Frederick Keys (A)	BAL	.232	36	112	10	26	6	0	1	12	12	15	0	0	.306	.313	.619	
Minor League Totals				.251	352	1150	106	289	45	1	9	124	51	171	5	4	.284	.316	.600

Jay Flaa

Jay Thomas Flaa (flah)

RIGHT-HANDED PITCHER

BATS **RIGHT** THROWS **RIGHT** HEIGHT **6-3** WEIGHT **225** DOB **6/10/92** SERVICE TIME **0.000**

BORN: **Bismarck, ND** RESIDES: **Mandan, ND**
 HIGH SCHOOL: **Mandan High School (Mandan, ND)**
 COLLEGE: **North Dakota State University**
 ACQUIRED: **Selected by Baltimore in the 6th round of the 2015 draft**
 MLB DEBUT:



@jay.flaa



CAREER HIGHS

STRIKEOUTS

7, 8/5/17 @ Wilmington

RUNS ALLOWED

6, 8/10/19 vs Syracuse

INNINGS

3.2, 8/10/19 vs Syracuse

EARNED RUNS ALLOWED

6, 8/10/19 vs Syracuse

WALKS

3, 4x, last: 5/4/18 vs Akron

HITS ALLOWED

7, 8/10/19 vs Syracuse

HOME RUNS ALLOWED

1, several times

PITCHES IN A GAME

68, 7/30/19 vs Charlotte

PERSONAL

- Selected by Baltimore in the 6th round of the 2015 draft.
- Attended North Dakota State, where he set the NDSU career record for most strikeouts per nine innings (10.29). He registered 30 more strikeouts (54) than hits allowed (24) in 35.2 innings pitched during his senior season in 2015.
- Was the highest draft pick of an NDSU player since RHP Mike Gunderson was selected by the Astros in the 5th round of the 1994 draft. Would be just the second NDSU product to play in the major leagues after RHP Neil Wagner, who made 52 relief appearances between Oakland and Toronto from 2011-2014.
- After his junior year at North Dakota State, he played for an amateur collegiate summer league team in Washington state, the Walla Walla Sweets, to prepare for his senior season.
- Began his collegiate career at Division II University of Mary before transferring to NDSU prior to his sophomore season.
- Was an all-conference and all-state tournament selection at Mandan High School (ND), where he helped lead the Braves to the state championship on his home field as a senior in 2010. He also played basketball in high school.

2019

- Split the season between Double-A Bowie and Norfolk. Combined to go 2-5 with a 4.69 ERA in 71.0 innings pitched across 40 appearances (three starts).
- Did not allow an earned run in 25 of his 40 appearances between the two levels, and allowed one earned run or less in 31 of his 40 outings.
- In his 26 relief outings at Norfolk, held IL batters to a .225 average. Allowed two hits or less in 21 of his 26 relief appearances with the Tides.
- Began season at Bowie and pitched 2.1 scoreless innings with five strikeouts on Opening Day at Harrisburg. Transferred to Norfolk on 4/10.
- Ranked among team leaders at Norfolk in saves (T-3rd, 4) and appearances (4th, 29).
- Made first career professional start at Buffalo on 6/21. Allowed two runs in 3.0 innings.
- Limited hitters to a .211 average in away games at Norfolk.
- Had three stints with Bowie, posting a 2.81 ERA in 11 relief appearances.

2018

- Spent the season with Double-A Bowie, going 3-1 with two saves and a 2.77 ERA in 41 games.
- Ranked among Eastern League relievers in fewest baserunners per nine IP (1st, 8.86) and lowest batting average against (2nd, .155).
- Registered 32 more strikeouts (67) than hits allowed (35) in 65.0 innings of work.
- Limited right-handers to a .143 average (15-105), with lefties batting just .165 (20-121).
- Did not allow an earned run in 29 of his 41 outings. Yielded one run or fewer in 37 of his 41 appearances.
- Threw a career-high 3.1 innings on 5/19 at Trenton, striking out four and allowing just one hit.
- Posted a 1.38 ERA in 18 games (26.0 IP) after the All-Star break.
- Went 18.2 innings without an allowing an earned run from 6/25 - 8/2. Did not allow an earned run in the month of July, striking out 15 in 13.1 innings.
- Struck out six consecutive batters, 4/21 vs. Akron. Also earned his first Double-A victory in that contest (2.0 IP, 0 H, 0 R, 1 BB, 6 K).
- Appeared in 11 games for Glendale in the Arizona Fall League, posting a 4.50 ERA.

2017


- Made a career-high 38 appearances with Class-A Frederick, all out of the bullpen. Finished the season with a 3.29 ERA, four saves and 78 strikeouts in 65.0 innings.
- Held Carolina League left-handers to a .187 average, with right-handers hitting .204.
- Led Frederick relievers with 38 appearances.
- Set a career-high with seven strikeouts over a 2.2-inning relief outing, 8/5 at Wilmington.
- Posted a 2.13 ERA in 16 road games, striking out 36 in 25.1 innings.
- Went 3-1 with a 2.22 ERA in 18 games during the second half of the season.
- Allowed just two home runs in 230 batters faced, including none over his final 14 outings.
- Stranded 26 of 32 inherited runners (81.3 %).

2016

- Spent the season with Class-A Delmarva, going 5-1 with a 3.50 ERA in 28 appearances.
- Did not allow an earned run in 19 of his 28 outings.
- Pitched 11.0 consecutive scoreless innings from 5/23-6/19.
- Recorded a win on 6/6 at West Virginia, striking out four over 3.0 shutout innings.
- Held right-handed hitters to a .224 batting average for the year.
- Allowed just two of 13 total inherited runners to score on the season.

2015

- Made his professional baseball debut on 6/29 with the GCL Orioles, his only game with the club before being called up to Class-A Aberdeen on 6/30.
- Appeared in 17 games for Aberdeen as a relief pitcher, posting a 1.31 ERA with 23 strikeouts in 20.2 innings.
- Recorded a six-game scoreless streak from 7/2-7/26, allowing opposing batters to hit just .083 during that span while logging three saves.
- Earned his first career win on 9/3 vs Lowell, tossing a scoreless inning with two strikeouts.



JAY FLAA spent the majority of his 2019 campaign in Norfolk, where he limited IL opponents to a .225 average in his 26 relief appearances with the Tides. (Scott Sears/Norfolk Tides).

YR	TEAM	ORG	W-L	ERA	G	GS	CG	SHO	SV	IP	H	R	ER	HR	HB	BB	SO	WHIP	AVG
2015	GCL Orioles (R)	BAL	0-0	0.00	1	0	0	0	0	1.0	1	0	0	0	0	0	1	1.00	.250
	Aberdeen IronBirds (A)	BAL	1-0	1.31	17	0	0	0	4	20.2	10	4	3	1	0	5	23	0.73	.133
2016	Delmarva Shorebirds (A)	BAL	5-1	3.50	28	0	0	0	2	46.1	41	21	18	4	3	21	50	1.34	.240
2017	Frederick Keys (A)	BAL	4-3	3.29	38	0	0	0	4	54.2	37	21	20	2	1	36	78	1.34	.197
2018	Bowie Baysox (AA)	BAL	3-1	2.77	41	0	0	0	2	65.0	35	27	20	7	1	28	67	0.97	.155
2019	Bowie Baysox (AA)	BAL	0-2	2.81	11	0	0	0	1	16.0	17	8	5	1	2	6	28	1.44	.270
	Norfolk Tides (AAA)	BAL	2-3	5.24	29	3	0	0	4	55.0	53	35	32	8	1	26	43	1.44	.252
Minor League Totals			15-10	3.41	165	3	0	0	17	258.2	194	116	98	23	8	122	290	1.22	.207

Paul Fry

Paul Raymond Fry

LEFT-HANDED PITCHER

BATS: **LEFT** THROWS: **LEFT** HEIGHT: **6-0** WEIGHT: **205** DOB: **7/26/92** SERVICE TIME: **1.096**

BORN: **Pontiac, MI** RESIDES: **Waterford, MI**
 HIGH SCHOOL: **Waterford-Kettering HS (Waterford, MI)**
 COLLEGE: **St. Clair County Community College (Port Huron, MI)**
 ACQUIRED: **Trade with Seattle for international bonus slot money, 4/14/17**
 MLB DEBUT: **For BAL on 6/29/18 vs. LAA (1.2 IP, 2 H, 0 R, 0 BB, 2 K, ND)**

 **@_fryguy09**

 **@fryguy09**



CAREER HIGHS

STRIKEOUTS

8, 6/6/15 vs Visalia

INNINGS

4.2, 5/26/14 vs Wisconsin

WALKS

3, 5x, last: 5/10/18 vs Hartford

HOME RUNS ALLOWED

2, 8/5/19 vs New York (AL)

RUNS ALLOWED

6, 5/28/17 @ Columbus

EARNED RUNS ALLOWED

6, 5/28/17 @ Columbus

HITS ALLOWED

7, 8/8/13 @ AZL D-Backs

PITCHES IN A GAME

62, 6/24/17 @ Gwinnett

PERSONAL

- ◆ Acquired by Baltimore in a trade with Seattle for international bonus slot money, 4/14/17.
- ◆ Originally selected by Seattle in the 17th round of the 2013 draft.
- ◆ Drafted out of St. Clair County Community College in Port Huron, MI, the first player selected from that school since 1991.
- ◆ Attended Waterford-Kettering High School (MI), the same school that produced 1988 National League Most Valuable Player Kirk Gibson.

2019

- ◆ Spent nearly the entire season with Baltimore, going 1-9 with a 5.34 ERA in 66 relief appearances. Made one appearance at Triple-A Norfolk.
- ◆ Led Baltimore with 66 relief appearances and 11 holds. His 55 strikeouts ranked third among Orioles relievers.
- ◆ Did not allow an earned run in 45 of 66 games with Baltimore.
- ◆ Earned a save on 3/31 at Yankee Stadium, striking out Troy Tulowitzki to give the Orioles a win in the opening series of the season.
- ◆ Pitched a season high 2.1 innings and did not allow a run against the Yankees on 4/6.
- ◆ Limited batters to a .107 average the month of July, posting a 1.08 ERA in eight outings. Did not allow a hit in six of his eight games pitched that month.
- ◆ Earned lone win in campaign at Houston on 6/8. Did not allow a hit in 1.2 innings.
- ◆ Led Orioles relievers with a 3.67 ERA at Camden Yards.
- ◆ Held big league opponents to a .211 average before the All-Star break.

2018

- ◆ Split the year between Double-A Bowie and Norfolk before being promoted to Baltimore in late June. He went 3-1 with a 3.19 ERA in 28 relief appearances with Bowie and Norfolk before going 1-2 with a 3.35 ERA in 35 relief outings with the Orioles.
- ◆ Opened the year in Bowie, going 3-0 with two saves and a 2.84 ERA in 15 games. Held Eastern League batters to a .154 average, with lefties hitting just .111 (3-27) against him.
- ◆ Promoted to Norfolk on 5/18 and recorded a 3.47 ERA in 13 games (one start) for the Tides. He limited IL batters to a .250 average, striking out 29 with four walks in 23.1 innings.
- ◆ Did not allow a run in 12.0 innings at Harbor Park, holding batters to a .171 average (7-41).
- ◆ Had his contract selected by Baltimore on 6/29 and made his Major League debut that night vs. the Los Angeles Angels. He struck out the first two batters he faced - Kole Calhoun and Mike Trout - over 1.2 scoreless innings of relief.
- ◆ He made his MLB debut on 6/29 vs. Los Angeles, the same game in which O's RHP Ryan Meisinger made his debut. It was just the fifth time in Orioles history that two pitchers made their MLB debuts in the same game. RHP Pedro Araujo and LHP Nestor Cortes also accomplished that feat earlier during the 2018 season, 3/31 vs. Minnesota.

2018

- ◆ Allowed just six of 30 inherited runners to score with Baltimore, leading the Orioles pitching staff in inherited runners scored percentage (20%).
- ◆ Held big league batters to a .286 slugging percentage, good for 9th-best among American League relievers and 5th-best among AL lefty relievers (minimum 35 appearances).
- ◆ Recorded first Major League save, 9/16 vs. the Chicago White Sox (1.2 IP, BB, 4 K).
- ◆ Held big league opponents to a .200 average with runners in scoring position (7-35), including a .188 mark (3-16) with RISP and two outs.
- ◆ Posted a 1.42 ERA (3 ER, 19.0 IP) in 18 games at Camden Yards.
- ◆ Fired 3.0 hitless innings of relief on 9/30 vs. Houston as Baltimore combined on a one-hit shutout. It was the 41st one-hitter in O's history and just the eighth combined one-hitter.

2017

- ◆ Began the season in the Seattle organization before being traded to Baltimore on 4/14.
- ◆ Spent a majority of the season with Norfolk where he appeared in 25 games (three starts) for the Tides. He went 3-2 with a 4.66 ERA and 53 strikeouts in 46.1 innings for Norfolk.
- ◆ Was recalled to Baltimore on 4/25, but did not appear in a game before being optioned back to Norfolk. He was outrighted off of Baltimore's 40-man roster, 6/4.
- ◆ Posted a 2.33 ERA (5 ER, 19.1 IP) in 10 appearances (one start) at Harbor Park.
- ◆ Did not allow an earned run over his final six outings with Norfolk (12.0 IP).
- ◆ Transferred to Bowie on 8/10 and posted a 0.75 ERA (1 ER, 12.0 IP) over seven games with the Baysox. Between Bowie and Norfolk, registered a 0.52 ERA (1 ER, 17.1 IP) in 10 games after the All-Star break.
- ◆ Pitched in two postseason games for the Baysox, striking out five and allowing three hits over 4.0 shutout innings.

2016

- ◆ Went 3-1 with a 2.78 ERA and 65 strikeouts in 48 games (one start) for Triple-A Tacoma.
- ◆ Yielded just eight extra-base hits, including one home run.
- ◆ Struck out at least one batter in 35 appearances and recorded 18 multi-strikeout games.
- ◆ Did not allow a run in 19 of his final 21 contests.

2015

- ◆ Named the Mariners Minor League Relief Pitcher of the Year as he split his season between Double-A Jackson and Class-A Bakersfield. He combined to go 4-5 with nine saves and a 2.03 ERA in 50 games between the two clubs.
- ◆ Named a California League Midseason All-Star.
- ◆ Posted a career-high eight strikeouts over a 3.0-inning relief appearance, 6/6 vs. Visalia.
- ◆ Finished the season with Jackson, recording seven saves and 43 strikeouts while pitching to a 1.80 ERA over 22 appearances.

YR	TEAM	ORG	W-L	ERA	G	GS	CG	SHO	SV	IP	H	R	ER	HR	HB	BB	SO	WHIP	AVG
2013	AZL Mariners (R)	SEA	2-3	4.50	14	4	0	0	1	34.0	41	22	17	3	2	8	34	1.44	.306
2014	Clinton LumberKings (A)	SEA	4-4	2.71	38	0	0	0	2	66.1	52	23	20	1	1	33	77	1.28	.221
2015	Bakersefield Blaze (A)	SEA	4-3	2.13	28	1	0	0	2	55.0	46	15	13	0	3	14	70	1.09	.230
	Jackson Generals (AA)	SEA	0-2	1.80	22	0	0	0	7	25.0	22	6	5	0	1	10	43	1.28	.229
2016	Tacoma Rainiers (AAA)	SEA	3-1	2.78	48	1	0	0	0	55.0	48	23	17	1	4	31	65	1.44	.238
2017	Tacoma Rainiers (AAA)	SEA	0-1	18.00	1	0	0	0	0	2.0	6	4	4	0	0	1	1	3.50	.500
	Bowie Baysox (AA)	BAL	0-0	0.75	7	0	0	0	1	12.0	7	1	1	0	1	5	18	1.00	.171
	Norfolk Tides (AAA)	BAL	3-2	4.66	25	3	0	0	0	46.1	47	29	24	6	3	26	53	1.58	.264
2018	BALTIMORE ORIOLES (AL)	BAL	1-2	3.35	35	0	0	0	2	37.2	33	20	14	1	4	15	36	1.27	.236
	Bowie Baysox (AA)	BAL	3-0	2.84	15	0	0	0	2	19.0	10	7	6	2	1	11	28	1.11	.154
	Norfolk Tides (AAA)	BAL	0-1	3.47	13	1	0	0	0	23.1	22	10	9	2	4	4	29	1.11	.250
2019	BALTIMORE ORIOLES (AL)	BAL	1-9	5.34	66	0	0	0	3	57.1	54	39	34	7	6	29	55	1.45	.247
	Norfolk Tides (AAA)	BAL	0-0	36.00	1	0	0	0	0	1.0	4	4	4	1	0	1	3	5.00	.571
Major League Career			2-11	4.55	101	0	0	0	5	95.0	87	59	48	8	10	44	91	1.38	.242
Minor League Career			19-17	3.19	212	10	0	0	15	339.0	305	144	120	16	20	144	421	1.32	.242

Brian Gonzalez

Brian Albert Gonzalez

LEFT-HANDED PITCHER

BATS **RIGHT** THROWS **LEFT** HEIGHT **6-3** WEIGHT **230** DOB **10/25/95** SERVICE TIME **0.000**

BORN: **Miramar, FL** RESIDES: **Miramar, FL**
 HIGH SCHOOL: **Archbishop McCarthy High School (Southwest Ranches, FL)**
 COLLEGE:
 ACQUIRED: **Selected by Baltimore in the 3rd round of the 2014 draft**
 MLB DEBUT:

@b_gonzalez25
 @b__gonzalez25



CAREER HIGHS

STRIKEOUTS

10, 5/24/16 @ Greensboro

RUNS ALLOWED

8, 5/19/18 @ Trenton

INNINGS

7.1, 6/29/17 vs Wilmington

EARNED RUNS ALLOWED

7, 3x, last: 8/7/18 vs New Hampshire

WALKS

6, 4/24/16 @ Kannapolis

HITS ALLOWED

11, 2x, last: 6/1/17 @ Salem

HOME RUNS ALLOWED

3, 5/25/18 @ Binghamton

PITCHES IN A GAME

106, 7/12/18 @ Reading

PERSONAL

- Selected by Baltimore in the 3rd round of the 2014 draft. Was Baltimore's top pick in that draft (90th overall selection).
- Attended Archbishop McCarthy High School in Southwest Ranches, FL, where he went 10-0 with a 0.50 ERA, 129 strikeouts and two postseason no-hitters during his senior year. Was named the Sun Sentinel Broward County Player of the Year in 2014.
- Had committed to the University of Miami before signing with the Orioles.
- Would be the fourth player to make the big leagues out of Archbishop McCarthy High School after C Alex Avila, IF Nick Castellanos and RHP Danny Farquhar.

2019

- Spent most of year with Double-A Bowie, going 0-2 with a 4.32 ERA in 18 games (1 GS).
- Ranked second on the Baysox with six holds.
- Allowed two earned runs or less in 15 of his 17 relief outings with Bowie, including eight appearances in which he did not allow an earned run.
- Had two stints on the Injured List: 5/29 - 7/27 and 8/10 - 8/17. Made six rehab outings between the GCL Orioles and Class-A Aberdeen, throwing 11.2 shutout innings.
- Transferred to Norfolk on 8/3. Did not appear in a game before being sent back to Bowie.
- Did not allow a run in seven appearances in July (between GCL O's, Aberdeen & Bowie).
- Held batters to a .190 average in home games at Bowie, posting a 2.95 ERA.
- Limited opponents to a .197 average in 38.0 innings as a reliever with the Baysox.

2018

- Split the year between Class-A Frederick and Double-A Bowie, going 10-8 with a 4.93 ERA in 25 games (24 starts) between the two levels.
- Ranked among O's minor leaguers in wins (4th, 10) and strikeouts (5th, 112).
- Opened the year with Frederick, going 2-2 with a 3.18 ERA in seven starts before joining Bowie on 5/19. Went 8-6 with a 5.69 ERA in 18 games (17 starts) with the Baysox.
- Tossed 7.0 hitless innings in a win vs. Lynchburg on 5/8. He walked two and struck out seven while throwing 101 pitches before giving way to Elvis Araujo, who yielded a run on two hits over 2.0 innings of relief.
- Struck out a season-high nine without walking a batter over 7.0 innings, 6/30 at Erie.
- Went 2-5 with a 6.98 ERA over his first nine starts with Bowie, but went 6-1 with a 4.70 ERA over his final nine appearances with the Baysox.

2017

- Spent entire season with Class-A Frederick, where he went 5-7 with a 4.91 ERA in 21 starts.
- Tossed at least 5.0 innings in 14 of his 21 starts, including a career-high 7.1 innings on 6/29 vs. Wilmington. He also allowed three earned runs or less in 14 of his 21 outings, including 10 outings where he yielded two earned runs or less.
- Struck out six or more batters on six occasions, including a season-high seven strikeouts on 5/2 vs. Myrtle Beach.
- Went 3-2 with a 3.83 ERA (19 ER, 44.2 IP) in eight starts after the All-Star break.
- Got the start in Game 2 of the Mills Cup Semifinals (L, 4.2 IP, 5 H, 2 R, 1 ER, 1 BB, 3 K).

2016

- Spent entire year with Class-A Delmarva, going 10-8 with a 2.50 ERA in 27 starts.
- Ranked among Orioles minor leaguers in wins (T-2nd, 10), ERA (2nd, 2.50) and strikeouts (3rd, 111). Also ranked among South Atlantic League pitchers in starts (T-2nd, 27), ERA (3rd, 2.50), innings (3rd, 147.2) & wins (T-5th, 10).
- Tossed at least 5.0 innings in 24 of his 27 starts.
- Paced South Atlantic League pitchers with a 1.000 fielding % (0 errors, 35 chances).
- Went 8-2 with a 1.94 ERA (18 ER, 83.2 IP) in 15 starts away from home, holding opponents to a .225 average (69-307).
- Did not yield a homer to a left-handed batter, as he held lefties to a .193 average (29-150).
- Struck out a season-high 10 batters, 5/24 at Greensboro.
- Ranked third in the SAL with a 1.54 ERA (6 ER, 35.0 IP) during the month of May.
- Went 13 consecutive starts without allowing a home run (from 4/19 - 6/30).
- Held SAL batters to a .180 average with RISP (27-150), including 0-11 with the bases loaded.
- Entered 2017 rated as the #21 prospect in the Orioles system according to MLB.com.

2015

- In first full pro season, went 4-9 with a 5.71 ERA in 23 starts for Class-A Delmarva.
- Ranked third on the Shorebirds with 81 strikeouts and 105.2 innings pitched.
- Struck out at least one batter in each of his 23 starts, including a season-high eight over 5.0 shutout innings on April 26 vs. Greensboro.
- Went 1-0 with a 2.70 ERA (6 ER, 20.0 IP) in April, holding opponents to a .156 average.

2014

- Began his pro career with the GCL Orioles, throwing 24.2 scoreless innings while holding GCL batters to a .134 average (11-82) with 25 strikeouts.
- Held leadoff batters to an .042 average (1-24) with seven strikeouts and a .080 OBP.
- Promoted to Class-A Aberdeen to end the season and made two starts, holding right-handed hitters to a .130 average (3-23) with 10 strikeouts.



BRIAN GONZALEZ ranked 4th among Orioles minor leaguers with 10 wins in 2018, while his 112 strikeouts ranked 5th in the system. (Bill Vaughn/Bowie Baysox).

YR	TEAM	ORG	W-L	ERA	G	GS	CG	SHO	SV	IP	H	R	ER	HR	HB	BB	SO	WHIP	AVG
2014	GCL Orioles (R)	BAL	0-0	0.00	8	8	0	0	0	24.2	11	1	0	0	2	8	25	0.77	.134
	Aberdeen IronBirds (A)	BAL	0-1	5.00	2	2	0	0	0	9.0	10	5	5	0	0	2	11	1.33	.286
2015	Delmarva Shorebirds (A)	BAL	4-9	5.71	23	23	0	0	0	105.2	98	76	67	8	8	59	81	1.49	.249
2016	Delmarva Shorebirds (A)	BAL	10-8	2.50	27	27	0	0	0	147.2	135	52	41	9	7	58	111	1.31	.247
2017	Frederick Keys (A)	BAL	5-7	4.91	21	21	1	0	0	106.1	132	65	58	9	2	52	85	1.73	.306
2018	Bowie Baysox (AA)	BAL	8-6	5.69	18	17	0	0	0	91.2	110	63	58	15	2	40	79	1.64	.290
	Frederick Keys (A)	BAL	2-2	3.18	7	7	0	0	0	39.2	31	17	14	3	1	18	33	1.24	.214
2019	Bowie Baysox (AA)	BAL	0-2	4.32	18	1	0	0	1	41.2	33	21	20	9	1	11	35	1.06	.209
	GCL Orioles (R)	BAL	1-0	0.00	2	0	0	0	0	3.0	3	0	0	0	0	1	3	1.33	.273
	Aberdeen IronBirds (A)	BAL	1-0	0.00	4	0	0	0	1	8.2	3	0	0	0	1	3	15	0.69	.100
Minor League Totals			31-35	4.10	130	106	1	0	2	578.0	566	300	263	53	24	252	478	1.42	.256

Cadyn Grenier


Cadyn Thomas Grenier (GREN-yer)

INFIELDER

BATS **RIGHT** THROWS **RIGHT** HEIGHT **5-11** WEIGHT **190** DOB **8/31/96** SERVICE TIME **0.000**

BORN: **Henderson, NV** RESIDES: **Henderson, NV**
 HIGH SCHOOL: **Bishop Gorman High School (Las Vegas, NV)**
 COLLEGE: **Oregon State (Corvallis, OR)**
 ACQUIRED: **Selected by BAL in the 1st round (37th overall) in the 2018 draft**
 MLB DEBUT:

@Kdyn2Cadyn
 @kdyn2



CAREER HIGHS

HITS	RBI	RUNS	HOME RUNS
3, 4x, last: 6/8/19 vs Hagerstown	3, 2x, last: 5/9/19 vs Greensboro	4, 5/23/19 vs Lakewood	1, 9x, last: 7/18/19 @ Potomac
STRIKEOUTS	WALKS	STOLEN BASES	HITTING STREAK
5, 4/30/19 @ Columbia	3, 2x, last: 5/23/19 vs Lakewood	2, 7/8/18 vs Hickory	9, 2019 season

PERSONAL

- Selected by Baltimore in the first round (37th overall pick) of the 2018 draft.
- Initially selected by St. Louis in the 21st round of the 2015 draft but did not sign.
- Attended Oregon State University, where he helped lead the Beavers to a 2018 College World Series championship. Named to the 2018 All-College World Series Team and drove in the game-tying run in the ninth inning of Game Two of the CWS Finals vs. Arkansas.
- Received the Brooks Wallace Award as the nation's Best Collegiate Shortstop in 2018. Also named the Pac-12 Conference's Defensive Player of the Year. Batted .319 with 47 runs scored during his junior season, a year that saw him hit safely in 54 of 69 total games.
- Was one of seven All-Americans on Oregon State's roster in 2018, including C Adley Rutschman, who was drafted by Baltimore as the first overall pick in the 2019 draft.
- Attended Bishop Gorman High School in Las Vegas, where he was a three-time All-State selection and was named the Nevada Gatorade Player of the Year in 2015. Ranked by Perfect Game as the 27th-best high school prospect his senior season.
- Bishop Gorman High School has produced numerous Major Leaguers, including former Tides OF Joey Rickard, Rangers slugger Joey Gallo and former Oriole Marty Cordova. Other notable alumni from the high school include actress Jillian Bell, golfer Tommy Armour III, former NFL running back DeMarco Murray and UFC President Dana White.

2018

- Spent first professional season at Single-A Delmarva, hitting .216 with 12 home runs and 13 RBI in 43 games.
- Hit his first professional home run on 8/26 at Greensboro, going 2-for-4 in the contest.
- Stole two bases and registered two hits, 7/8 vs Hickory.
- Totaled 12 multiple-hit games, six of them coming during the month of August.
- Hit .318 (7-22) in day games, including two doubles and a home run.

RANKING ON ORIOLES TOP PROSPECT LISTS ENTERING 2020

#24 - MLB.com

2019

- Split the year between Class-A Delmarva (82 games) and Class-A Frederick (24 games), batting .244 with 22 doubles, eight home runs and 43 RBI in 106 games between the clubs.
- Ranked among Delmarva team leaders in walks (2nd, 48), home runs (T-3rd, 7), doubles (3rd, 18), hits (T-4th, 78), extra-base hits (4th, 28) and total bases (4th, 123).
- His 59 walks were tied with OF Ryan McKenna for the most among Orioles minor leaguers.
- Tied for 8th among O's farmhands with 60 runs scored.
- Registered 23 multi-hit games, including four separate three-hit contests.
- Matched a career-high with three RBI, 5/9 vs. Greensboro.
- Set a career-best with a nine-game hitting streak, 6/6 - 6/14. Hit safely in 16 of 17 games from 6/6 - 6/27.
- Established a career-high with four runs scored and three walks drawn, 5/23 vs. Lakewood.
- Transferred to Frederick on 7/16. Registered hits in 16 of his 24 games with the Keys before being placed on the Injured List on 8/20.
- Posted a .981 fielding % (2 ER, 103 TC) in 26 games at second base with Delmarva.
- Made just 14 errors in 406 total chances between second base and shortstop (.966 %).



CADYN GRENIER (left) and ADLEY RUTSCHMAN (right) were teammates when Oregon State won the 2018 College World Series. Grenier was named to the All-College World Series Team. (Nati Harnik/AP).

YR	TEAM	ORG	AVG	G	AB	R	H	2B	3B	HR	RBI	BB	SO	SB	CS	OBP	SLG	OPS
2018	Delmarva Shorebirds (A)	BAL	.216	43	162	23	35	12	2	1	13	17	53	3	2	.297	.333	.630
2019	Delmarva Shorebirds (A)	BAL	.253	82	308	49	78	18	3	7	39	48	107	5	1	.360	.399	.759
	Frederick Keys (A)	BAL	.208	24	77	11	16	4	1	1	4	11	31	2	1	.337	.325	.662
Minor League Totals			.236	149	547	83	129	34	6	9	56	76	191	10	4	.339	.369	.708

DL Hall

Dayton Lane Hall

LEFT-HANDED PITCHER

BATS: **LEFT** THROWS: **LEFT** HEIGHT: **6-0** WEIGHT: **180** DOB: **9/19/98** SERVICE TIME: **0.000**

BORN: Valdosta, GA

RESIDES: Valdosta, GA

HIGH SCHOOL: Valdosta High School (Valdosta, GA)


COLLEGE:

ACQUIRED: Selected by Baltimore in the 1st round (6th overall) of the 2017 draft

MLB DEBUT:

 @dl_hall33

 @dl_hall03



CAREER HIGHS

STRIKEOUTS

10, 3x, last: 8/1/19 @ Myrtle Beach

RUNS ALLOWED

5, 6/2/18 @ Charleston

INNINGS

6.0, 4x, last: 8/1/19 @ Myrtle Beach

EARNED RUNS ALLOWED

5, 6/2/18 @ Charleston

WALKS

6, 2x, last: 6/25/19 @ Lynchburg

HITS ALLOWED

9, 6/2/18 @ Charleston

HOME RUNS ALLOWED

1, 10x, last: 8/8/19 vs Potomac

PITCHES IN A GAME

99, 8/8/19 vs Potomac

PERSONAL

- Selected by Baltimore in the 1st round (21st overall) of the 2017 draft.
- Attended Valdosta High School (GA), where he earned Region 1-6A Player of the Year honors after a senior season that saw him post a 1.36 ERA with 105 strikeouts in 51.1 IP. He also batted .349 with five home runs and 33 RBI during his senior year of high school.
- During the summer of 2016, he played in the Under Armour All-America Baseball Game at Wrigley Field and the Perfect Game All-American Game at Petco Park.
- Had an offer to play collegiately at Florida State University before signing with Baltimore.

RANKING ON ORIOLES TOP PROSPECT LISTS ENTERING 2020

#3 - Baseball America | #3 - MLB.com | #4 - Baseball Prospectus
Best Curveball in Orioles system - Baseball America

RANKING ON NATIONAL TOP 100 LISTS ENTERING 2020

#47 - Baseball America | #69 - MLB.com

2019


- Spent the year with Class-A Frederick, going 4-5 with a 3.46 ERA in 19 games (17 starts).
- One of two O's farmhands (along with RHP Grayson Rodriguez) selected to participate in the MLB Futures Game in Cleveland. Threw a scoreless inning in the contest.
- Entered the season ranked among the Top 100 prospects in all of baseball by Baseball America (#54), MLB.com (#90) and Baseball Prospectus (#92). Also ranked by Baseball America as having the Best Fastball and Best Curveball in the Orioles organization.
- Led the Keys with 116 strikeouts, a total that ranked 5th in the Carolina League and 10th among Orioles minor leaguers.
- Limited Carolina League batters to a .189 average, with lefties hitting just .167 against him.
- Registered 63 more strikeouts (116) than hits allowed (53) over 80.2 innings of work.
- Matched his career-high with 10 strikeout performances on 5/23 and 8/1 vs. Myrtle Beach.
- Did not surpass 6.0 innings in any game due to a limited pitch count.
- Allowed three earned runs or less in 16 of his 19 outings, and did not surrender more than five hits in any outing.
- Posted a 1.77 ERA and a .145 opponent's average against over four outings in July.
- In his two relief appearances, allowed just two hits over 8.1 shutout innings while holding opponents to an .077 average (2-26).
- Held Carolina League batters to a .146 average (20-137) in eight second half outings.
- Did not pitch after 8/8 due to a mild left lat muscle strain.

2018

- Went 2-7 with a 2.10 ERA in 22 games (20 starts) for Class-A Delmarva.
- Finished 13.2 innings shy of qualifying among South Atlantic League leaders, where his 2.10 ERA would have ranked third. The 2.10 ERA would have also led Orioles minor leaguers.
- Named a Low Class-A All-Star by Baseball America.
- Limited South Atlantic League batters to a .203 average, with right-handers batting just .180 against him. Also held hitters to a .154 average with RISP and two outs.
- Registered 32 more strikeouts (100) than hits allowed (68) in 94.1 innings of work.
- Tallied a career-high 10 strikeouts over 6.0 innings in a win at West Virginia, 7/16.
- Named Orioles Minor League Pitcher of the Month for July after going 2-1 with a 0.67 ERA (2 ER, 26.2 IP) and 39 strikeouts. Limited SAL batters to a .116 average (10-86) in the month.
- Honored as the South Atlantic League Pitcher of the Week in consecutive weeks, 7/8 and 7/15. Did not allow a run over 11.2 scoreless innings over that stretch.
- Posted a 0.84 ERA (5 ER, 53.2 IP) with twice as many strikeouts (64) as hits allowed (32) over his final 11 appearances. Limited opponents to a .171 average over that stretch.
- Limited opponents to four hits or less in 19 of his 22 appearances.
- Posted a 1.69 ERA in nine home games and a 1.82 ERA in 17 night outings.
- Had an innings limit throughout the season, as he only had two 6.0-inning starts and did not surpass 90 pitches in any outing.

2017

- Limited to five starts in his first pro season, posting a 6.97 ERA with the GCL Orioles.
- Struck out a season-high six batters over a 3.2 inning start, 8/22 vs. the GCL Twins.
- Limited opposing left-handed batters to an .091 batting average (1-11).



DL HALL was one of two Orioles farmhands selected to participate in the 2019 MLB Futures Game held in Cleveland, OH. (Alex Trautwig/MLB Photos)

YR	TEAM	ORG	W-L	ERA	G	GS	CG	SHO	SV	IP	H	R	ER	HR	HB	BB	SO	WHIP	AVG
2017	GCL Orioles (R)	BAL	0-0	6.97	5	5	0	0	0	10.1	10	9	8	1	1	10	12	1.94	.263
2018	Delmarva Shorebirds (A)	BAL	2-7	2.10	22	20	0	0	0	94.1	68	31	22	6	5	42	100	1.17	.203
2019	Frederick Keys (A)	BAL	4-5	3.46	19	17	0	0	1	80.2	53	33	31	3	6	54	116	1.33	.189
Minor League Totals			6-12	2.96	46	42	0	0	1	185.1	131	73	61	10	12	106	228	1.28	.201

Eric Hanhold

Eric Dru Hanhold

RIGHT-HANDED PITCHER

BATS: **RIGHT** THROWS: **RIGHT** HEIGHT: **6-5** WEIGHT: **220** DOB: **11/1/93** SERVICE TIME: **0.044**

BORN: **Bartlett, TN** RESIDES: **Davie, FL**
 HIGH SCHOOL: **East Lake High School (Tarpon Springs, FL)**
 COLLEGE: **Florida (Gainesville, FL)**
 ACQUIRED: **Claimed off waivers by BAL from the NYM, 9/16/19**
 MLB DEBUT: **For NYM on 9/4/18 vs LAD (1.1 IP, 1 H, 0 R, 0 BB, 1 K)**



CAREER HIGHS

STRIKEOUTS 9, 6/27/17 @ Buies Creek	INNINGS 7.0, 2x, last: 7/18/16 @ Palm Beach	WALKS 4, 7/23/16 @ Charlotte (A)	HOME RUNS ALLOWED 2, 4x, last: 7/2/16 @ Clearwater
RUNS ALLOWED 9, 5/28/16 vs Tampa	EARNED RUNS ALLOWED 9, 5/28/16 vs Tampa	HITS ALLOWED 11, 6/21/16 @ Dunedin	PITCHES IN A GAME 97, 2x, last: 7/18/16 @ Palm Beach

PERSONAL

- ◆ Claimed off of waivers from the New York Mets, 9/16/19. Outrighted to Norfolk, 1/13/20.
- ◆ Selected by Milwaukee in the 6th round of the 2015 draft. Was drafted by Philadelphia in the 40th round of the 2012 draft but did not sign.
- ◆ Traded by Milwaukee to the Mets on 9/12/17 as the PTBNL in a trade for IF Neil Walker.
- ◆ Attended the University of Florida, where he majored in Criminology. Helped the Gators advance to the College World Series semifinals during his junior season in 2015.
- ◆ Played for the Orleans Firebirds of the Cape Cod League in 2014, where he was ranked as the league's #15 prospect by Baseball America.
- ◆ Attended East Lake High School (FL), where he went 7-3 with a 1.14 ERA during his senior year to lead East Lake to a Class 8A District Championship. Named to the Rawlings/Perfect Game Preseason Florida Region Second Team in 2012.
- ◆ Other notable East Lake High School alumni include 2009 National League Rookie of the Year Chris Coghlan and Los Angeles Rams tight end Tyler Higbee.

2019

- ◆ Spent majority of the season with Triple-A Syracuse, where he went 3-4 with a 4.62 ERA over 39 outings. Also went 2-0 with a 1.23 ERA in nine games for Double-A Binghamton.
- ◆ His 48 relief appearances led all Mets minor leaguers.
- ◆ Allowed one earned run or less in 34 of his 39 appearances with Syracuse.
- ◆ Posted a 3.42 ERA (9 ER, 23.2 IP) over 18 home outings with Syracuse.
- ◆ Recorded a 2.57 ERA (4 ER, 14.0 IP) over 12 second half relief appearances with Syracuse.
- ◆ Limited Eastern League batters to a .176 average (9-51) while with Binghamton.
- ◆ Tallied two saves for Binghamton, including a perfect 1.1 innings at Reading on 7/23.
- ◆ Left-handed opponents batted just .143 against him at Binghamton (4-28).
- ◆ Designated for assignment by New York on 9/14.

2018

- ◆ Spent the majority of the season with Double-A Binghamton (17 games) and Triple-A Las Vegas (14 games). Also made four rehab appearances with the GCL Mets and Brooklyn.
- ◆ Between the four levels, went 5-3 with a 4.20 ERA over 35 games (one start).
- ◆ Ranked 5th among Mets farmhands with eight saves - all of which came at Binghamton.
- ◆ Opened season by posting a 2.03 ERA over his first eight outings with the Rumble Ponies.
- ◆ Posted a 1.59 ERA (2 ER, 11.1 IP) in his road appearances with Binghamton.
- ◆ Recorded a 0.77 ERA (1 ER, 11.2 IP) over his eight night appearances with Binghamton.
- ◆ Did not allow a run in eight of his 14 appearances with Las Vegas. Without his outing on 6/8 vs. Round Rock (6 ER in 1.1 IP), his ERA in his other 13 outings was 4.58.
- ◆ Made his MLB debut on 9/4 at Dodger Stadium pitching 1.1 scoreless innings. Struck out Chris Taylor for his first big league punchout.
- ◆ Appeared in three games with the Mets before being placed on the 60-day Injured List with a strained left oblique muscle, 9/25.

2017

- ◆ Spent the year at Class-A Carolina, where he went 8-3 with a 3.94 ERA over 30 games.
- ◆ Went 8-1 with two saves and a 2.61 ERA in his 27 relief appearances and 0-2 with a 9.49 ERA over his three starts. Did not allow an earned run in 20 of his 27 relief outings.
- ◆ Recorded 60 strikeouts over 64.0 innings of work.
- ◆ Held Carolina League batters to a .253 average when coming out of the bullpen.
- ◆ Did not allow an earned run in June (11.1 innings).
- ◆ Set a career-high by striking out nine batters, 6/27 at Buies Creek.
- ◆ Went 2-1 with a 1.42 ERA over eight appearances in August.

2016

- ◆ Spent season with Class-A Brevard County, going 2-12 with a 4.81 ERA in 19 starts.
- ◆ Ranked among Manatees team leaders in starts (3rd, 19), innings pitched (3rd, 101.0) and strikeouts (T-6th, 64).
- ◆ Earned first professional victory, 5/12 at Daytona. Earned second pro win in next start.
- ◆ Took a tough-luck loss after throwing a 6.0-inning complete game, 6/27 at Tampa.

2015

- ◆ Combined to go 0-5 with a 7.43 ERA over 11 games (eight starts) between the AZL Brewers and Class-A Wisconsin.



ERIC HANHOLD led Mets minor leaguers with 48 appearances in 2019, posting a 3.84 ERA between Triple-A Syracuse and Double-A Binghamton. (Rop Foldy/Getty Images)

YR	TEAM	ORG	W-L	ERA	G	GS	CG	SHO	SV	IP	H	R	ER	HR	HB	BB	SO	WHIP	AVG
2015	Wisconsin Timber Rattlers (A)	MIL	0-4	7.60	10	7	0	0	0	34.1	48	31	29	2	2	8	23	1.63	.338
	AZL Brewers (R)	MIL	0-1	4.50	1	1	0	0	0	2.0	3	1	1	0	0	0	0	1.50	.333
2016	Brevard County Manatees (A)	MIL	2-12	4.81	19	19	1	0	0	101.0	120	61	54	12	1	33	64	1.51	.300
2017	Carolina Mudcats (A)	MIL	8-3	3.94	30	3	0	0	2	64.0	71	33	28	3	5	21	60	1.44	.286
2018	NEW YORK METS (NL)	NYM	0-0	7.71	3	0	0	0	0	2.1	4	2	2	0	1	1	2	2.14	.364
	Las Vegas 51s (AAA)	NYM	2-2	7.11	14	0	0	0	0	19.0	25	15	15	1	0	7	20	1.68	.333
	Binghamton Rumble Ponies (AA)	NYM	3-1	2.84	17	0	0	0	8	25.1	21	8	8	1	3	9	32	1.18	.223
	GCL Mets (R)	NYM	0-0	0.00	1	0	0	0	0	1.0	0	0	0	0	0	0	3	0.00	.000
	Brooklyn Cyclones (A)	NYM	0-0	0.00	3	1	0	0	0	4.0	1	0	0	0	1	0	2	0.25	.077
2019	Binghamton Rumble Ponies (AA)	NYM	2-0	1.23	9	0	0	0	2	14.2	9	2	2	1	0	5	18	0.95	.176
	Syracuse Mets (AAA)	NYM	3-4	4.62	39	0	0	0	0	48.2	59	27	25	5	4	21	36	1.64	.301
Major League Totals			0-0	7.71	3	0	0	0	0	2.1	4	2	2	0	1	1	2	2.14	.364
Minor League Totals			20-27	4.64	143	31	1	0	12	314.0	357	178	162	25	16	104	258	1.47	.290

Hunter Harvey

Hunter Luke Harvey

RIGHT-HANDED PITCHER

BATS **RIGHT** THROWS **RIGHT** HEIGHT **6-3** WEIGHT **210** DOB **12/9/94** SERVICE TIME **0.047**

BORN: **Catawba, NC**


RESIDES: **Soddy-Daisy, TN**

HIGH SCHOOL: **Bandys High School (Catawba, NC)**

COLLEGE:

ACQUIRED: **Selected by Baltimore in the 1st round (22nd overall) of the 2013 draft**

MLB DEBUT: **For BAL on 8/17/19 @ BOS (1.0 IP, 0 H, 0 R, 1 BB, 2 K)**

 @HunterHarvey35

 @HunterHarvey35



CAREER HIGHS

STRIKEOUTS

10, 5/12/14 vs Lakewood

RUNS ALLOWED

8, 6/7/19 @ Portland

INNINGS

7.1, 5/31/19 vs Hartford

EARNED RUNS ALLOWED

8, 6/7/19 @ Portland

WALKS

5, 4/22/14 vs Savannah

HITS ALLOWED

10, 4/6/19 @ Harrisburg

HOME RUNS ALLOWED

3, 5/1/19 vs Richmond

PITCHES IN A GAME

93, 4/29/14 @ Savannah

PERSONAL

- Selected by Baltimore in the 1st round (22nd overall) of the 2013 draft.
- Attended Bandys High School in Catawba, NC, where he went 8-0 with a 0.38 ERA and was named Player of the Year during his senior season. Also compiled a .456 career average in high school, including a .539 average during his junior campaign.
- His father, Bryan Harvey, was a pitcher and two-time All-Star for the California Angels and the Florida Marlins from 1987-1995. He accumulated 177 saves over his nine-year career and led all of MLB in saves (46) with the Angels in 1991.
- His older brother, Kris Harvey, was drafted in the 2nd round of the 2005 draft by the Florida Marlins out of Clemson University and played eight seasons in the Marlins and Pirates organization as an outfielder, third baseman and pitcher. In 2006 at Class-A Greensboro, Kris was managed by current Orioles skipper, Brandon Hyde.

RANKING ON ORIOLES TOP PROSPECT LISTS ENTERING 2020

#8 - Baseball America | #12 - MLB.com

2019

- Entered the season ranked among the Top 10 Prospects in the Orioles organization by Baseball America (#7) and MLB.com (#12).
- Opened year at Double-A Bowie, where he went 2-5 with a 5.19 ERA in 14 games (11 GS).
- Made his first 11 appearances as a starter, posting a 6.12 ERA before being moved to the bullpen. In his first three relief outings with Bowie, allowed just one hit while striking out 11 over 9.0 scoreless innings of work.
- Transferred to Norfolk on 6/29 and made 12 appearances with the Tides, going 1-1 with a 4.32 ERA. Limited International League opponents to a .206 average.
- Did not allow a run in nine of his 12 outings with Norfolk, including five games in August.
- Struck out the side in each of his final two outings with Norfolk (8/13 and 8/14 at Pawtucket).
- Recalled to Baltimore on 8/17 and made his MLB debut that night at Boston. Struck out Christian Vázquez for his first career strikeout.
- Made seven appearances with the Orioles, going 1-0 with a 1.42 ERA. Of the 19 outs he recorded with Baltimore, 11 came via strikeout.
- Earned his first career win in his second appearance, 8/20 vs. Kansas City.
- Limited MLB hitters to a .136 average (3-22).

2018

- Made eight starts for Bowie before being placed on the Disabled List, 6/8. Landed on the DL with right shoulder injury suffered while trying to avoid a line drive hit into the dugout.
- Recalled to Baltimore on 4/9 but did not appear in a game before being optioned on 4/11.
- Entered season ranked as the #4 prospect in the O's system according to MLB.com and Baseball America. Also rated as having the Best Curveball in the Orioles system.

2017

- Saw limited action after 2016 Tommy John surgery; combined to throw seven games between the GCL Orioles, Class-A Aberdeen and Class-A Delmarva, posting a 1.36 ERA.
- Registered 30 strikeouts, 11 hits allowed and six walks in 18.2 innings.

2016

- Began the season ranked among the Top 100 Prospects in baseball by Baseball Prospectus (#58) and MLB.com (#85). Ranked by Baseball America as the #4 prospect in the Orioles system and as having the Best Curveball in the organization.
- Suffered a groin injury during Spring Training and underwent sports hernia surgery in May.
- Left his start on 7/16 with Aberdeen with discomfort in his right flexor mass.
- Underwent Tommy John surgery on 7/26 and missed the remainder of the season.

2015

- Rated as being among the Top 100 Prospects in baseball by ESPN (#16), Baseball Prospectus (#20), FanGraphs (#36) and MLB.com (#41).
- Suffered a slight fracture of his right fibia after being hit by a comebacker in a minor league spring game, 3/22. After leg injury, suffered right forearm and elbow injuries that sidelined him for the season.

2014

- Spent entire season with Class-A Delmarva, where he posted a 3.18 ERA in 17 starts.
- Named to the South Atlantic League Midseason All-Star Team.
- Selected for the Futures Game, throwing a scoreless inning of relief for Team USA.
- Named an MiLB.com Orioles Organization All-Star.



HUNTER HARVEY limited International League batters to a .206 average in 2019 before being promoted to Baltimore, where he posted a 1.42 ERA in seven appearances. (Les Treagus/Norfolk Tides).

YR	TEAM	ORG	W-L	ERA	G	GS	CG	SHO	SV	IP	H	R	ER	HR	HB	BB	SO	WHIP	AVG
2013	GCL Orioles (R)	BAL	0-0	1.35	5	5	0	0	0	13.1	10	2	2	0	0	2	18	0.90	.208
	Aberdeen IronBirds (A)	BAL	0-1	2.25	3	3	0	0	0	12.0	11	4	3	0	0	4	15	1.25	.239
2014	Delmarva Shorebirds (A)	BAL	7-5	3.18	17	17	0	0	0	87.2	66	39	31	5	11	33	106	1.13	.209
	GCL Orioles (R)	BAL	0-0	0.00	2	2	0	0	0	5.0	3	0	0	0	0	0	11	0.60	.167
2016	Aberdeen IronBirds (A)	BAL	0-1	3.52	3	3	0	0	0	7.2	9	5	3	0	1	6	7	1.96	.310
	Delmarva Shorebirds (A)	BAL	0-1	2.08	3	3	0	0	0	8.2	4	2	2	0	1	3	14	0.81	.133
	GCL Orioles (R)	BAL	0-0	0.00	3	3	0	0	0	5.0	6	0	0	0	0	0	6	1.20	.300
	Aberdeen IronBirds (A)	BAL	0-0	0.00	2	2	0	0	0	5.0	1	0	0	0	0	3	10	0.80	.063
2017	Delmarva Shorebirds (A)	BAL	1-2	5.57	9	9	0	0	0	32.1	36	20	20	3	2	9	30	1.39	.290
	BALTIMORE ORIOLES (AL)	BAL	1-0	1.42	7	0	0	0	0	6.1	3	1	1	1	0	4	11	1.11	.136
2019	Bowie Baysox (AA)	BAL	2-5	5.19	14	11	0	0	1	59.0	63	40	34	14	6	21	61	1.42	.274
	Norfolk Tides (AAA)	BAL	1-1	4.32	12	0	0	0	0	16.2	13	8	8	2	1	5	22	1.08	.206
Major League Totals			1-0	1.42	7	0	0	0	0	6.1	3	1	1	1	0	4	11	1.11	.136
Minor League Totals			11-16	3.67	73	58	0	0	1	252.1	222	120	103	24	22	86	300	1.22	.236

Austin Hays

Austin Charles Brian Hays

OUTFIELDER

BATS **RIGHT** THROWS **RIGHT** HEIGHT **6-0** WEIGHT **205** DOB **7/5/95** SERVICE TIME **0.057**

BORN: **Daytona Beach, FL**

RESIDES: **DeLand, FL**

HIGH SCHOOL: **Spruce Creek High School (Port Orange, FL)**

COLLEGE: **Jacksonville University (Jacksonville, FL)**

ACQUIRED: **Selected by BAL in the 3rd round of the 2016 draft**

MLB DEBUT: **For BAL on 9/7/17 vs NYY (1 AB)**



@TheAustinHaysss



@austinhays22



CAREER HIGHS

HITS

5, 6/18/17 vs Lynchburg

RBI

6, 6/18/17 vs Lynchburg

RUNS

4, 6/18/17 vs Lynchburg

HOME RUNS

3, 5/24/17 @ Potomac

STRIKEOUTS

4, 3x, last: 9/23/19 @ Toronto

WALKS

3, 2x, last: 8/14/19 @ Pawtucket

STOLEN BASES

2, 2x, last: 5/19/18 @ Altoona

HITTING STREAK

13 games, 2017

PERSONAL

- Selected by Baltimore in the 3rd round of the 2016 draft.
- Attended Jacksonville University, where he hit .350 with 16 home runs and 42 RBI for the Dolphins in 2016. Spent a season at Seminole State College of Florida before transferring to Jacksonville. Was a teammate of fellow O's farmhand Michael Baumann at JU.
- Was a two-time team MVP at Spruce Creek High School in Port Orange, FL, helping guide the school to a State Championship his junior season. Spruce Creek has also produced swimmer Ryan Lochte, a 12-time Olympic medalist.
- Became the first player from the 2016 draft to reach the majors when he made his debut on 9/7/17 at Oriole Park.

RANKING ON ORIOLES TOP PROSPECT LISTS ENTERING 2020

#4 - Baseball America | #5 - MLB.com

Best Athlete, Best OF Arm, Best Defensive OF - Baseball America

2019

- Entered the season ranked among the Top 10 Prospects in the Orioles system by Baseball America (#4), MLB.com (#4) and Baseball Prospectus (#8). Also rated by Baseball America as Best Athlete, Best OF Arm and Best Defensive OF in the Orioles system.
- Suffered a sprained left thumb at the end of the spring training and opened the season on Norfolk's Injured List.
- Ranked among O's minor leaguers in home runs (3rd, 17) and extra-base hits (3rd, 41).
- Transferred to Frederick on 5/14 and appeared in nine rehab games with the Keys.
- Joined Double-A Bowie on 5/24 and appeared in 14 games with the Baysox, batting .268 with three home runs and 11 RBI.
- Transferred to Norfolk on 6/8 and made his Triple-A debut that night.
- Appeared in 59 games with Norfolk, batting .254 with 10 home runs and 29 RBI.
- After the Triple-A All-Star break, he ranked among IL leaders in runs (2nd, 29), doubles (T-4th, 14), total bases (7th, 96) and hits (T-9th, 53).
- Had a short stint on the Injured List from 6/21 to 7/11. Played five rehab games with Aberdeen, totaling five hits and two home runs before returning to Norfolk.
- Hit safely in 21 of his final 25 contests with Norfolk (including each of his final seven games) before being recalled to Baltimore on 9/7.
- Batted .309 with four home runs and 13 RBI over 21 games for Baltimore.
- Became the first MLB rookie to have 5+ RBI, a stolen base and an outfield assist in the same game when he accomplished the feats on 9/23 at Toronto. Registered his first two-homer game at the big league level in that contest.
- Made MLB Play of the Week on 9/19 vs. Toronto when he robbed Vladimir Guerrero Jr. of a home run at the right-center field wall.
- Batted .419 (18-43) against MLB right-handers and .417 (5-12) with RISP.

2018

- Ranked among the Top 100 Prospects by Baseball America (#21) and MLB.com (#23).
- Rated as the #1 prospect in the Orioles system by Baseball America and MLB.com.
- Limited to 66 games with Double-A Bowie due to a right ankle injury.
- Batted .242 with 12 home runs and 43 RBI in 66 games with Double-A Bowie.
- Hit .224 in 43 games prior to landing on the disabled list with a right ankle injury, 5/26.
- After rehabbing with Class-A Aberdeen, returned to Bowie and batted .273 with six home runs and 25 RBI over his final 23 games of the season.
- Batted .333 (17-51) against Eastern League left-handed pitching.
- Went 3-3 with a first inning grand slam, 8/14 vs. Richmond.
- Finished a triple short of hitting for the cycle, 8/17 vs. Erie (4-4, HR, 2 2B, 3 RBI).

2017

- Split the season between Frederick and Bowie, hitting .329 with 32 homers and 95 RBI.
- Named Baltimore's Brooks Robinson Minor League Player of the Year.
- Ranked among all of Minor League Baseball in total bases (1st, 310), home runs (T-2nd, 32), extra-base hits (2nd, 69), hits (T-5th, 172), RBI (T-9th, 95) and at-bats (T-11th, 523).
- Named as one of five finalists for Baseball America's Minor League Player of the Year Award, along with Atlanta OF Ronald Acuña (winner), Arizona RHP Jon Duplantier, Toronto IF Vladimir Guerrero Jr. and Toronto IF Bo Bichette.
- Named a Carolina League Midseason All-Star, and chosen as Carolina League Player of the Week three times (5/21, 6/11, 6/18).
- Became the first player in Frederick history with three homers in a game (5/24 at Potomac).
- Set career-highs with five hits, six RBI and four runs scored, 6/18 vs. Lynchburg (5-5, 2 HR, 2 2B, 4 R, 6 RBI). Was one of just seven five-hit games in the Carolina League in 2017.

2017

- Hit safely in 50 of his 64 games with Frederick before being promoted to Bowie on 6/22.
- Registered a career-high 13-game hitting streak from 7/6-7/22.
- Hit safely in 53 of his 64 games with Bowie. Between Frederick and Bowie, hit safely in 103 of his 128 contests.
- Had his contract selected by Baltimore on 9/5 and made his MLB debut on 9/7 vs. the New York Yankees (went 0-1).
- Recorded first big league hit on 9/16 at Yankee Stadium (single off of Jordan Montgomery). Also slugged his first MLB home run in the ninth inning of that game (off of Chasen Shreve).
- Rated by Baseball America after the season as the #1 prospect in the O's system; also rated by same publication as the Best Hitter for Average, the Best Power Hitter and as having the Best Outfield Arm in the Orioles organization.

2016

- Ranked as the #7 Orioles prospect to open the season, according to Baseball America.
- Led Aberdeen in average (.336), home runs (4), OBP (.386) and slugging (.514).

YR	TEAM	ORG	AVG	G	AB	R	H	2B	3B	HR	RBI	BB	SO	SB	CS	OBP	SLG	OPS
2016	Aberdeen IronBirds (A)	BAL	.336	38	140	14	47	9	2	4	21	11	32	4	3	.386	.514	.900
2017	BALTIMORE ORIOLES (AL)	BAL	.217	20	60	4	13	3	0	1	8	2	16	0	0	.238	.317	.555
	Bowie Baysox (AA)	BAL	.330	64	261	39	86	17	2	16	54	13	45	1	1	.367	.594	.960
	Frederick Keys (A)	BAL	.328	64	262	42	86	15	3	16	41	12	40	4	6	.364	.592	.956
2018	Bowie Baysox (AA)	BAL	.242	66	273	34	66	12	2	12	43	12	59	6	3	.271	.432	.703
	Aberdeen IronBirds (A)	BAL	.189	9	37	6	7	2	0	0	3	2	7	0	0	.231	.243	.474
2019	BALTIMORE ORIOLES (AL)	BAL	.309	21	68	12	21	6	0	4	13	7	13	2	0	.373	.574	.947
	Bowie Baysox (AA)	BAL	.268	14	56	9	15	5	0	3	11	5	11	3	1	.328	.518	.846
	Norfolk Tides (AAA)	BAL	.254	59	240	43	61	16	1	10	27	11	61	6	4	.304	.454	.758
	Frederick Keys (A)	BAL	.162	9	37	3	6	0	0	2	6	1	11	0	0	.200	.324	.524
	Aberdeen IronBirds (A)	BAL	.278	5	18	5	5	2	0	2	4	1	0	0	1	.350	.722	1.072
Major League Totals			.266	41	128	16	34	9	0	5	21	9	29	2	0	.312	.453	.765
Minor League Totals			.286	328	1324	195	379	78	10	65	210	68	266	24	19	.327	.508	.835

Tyler Herb

Tyler Matthew Herb

RIGHT-HANDED PITCHER

BATS **RIGHT** THROWS **RIGHT** HEIGHT **6-3** WEIGHT **200** DOB **4/28/92** SERVICE TIME **0.000**

BORN: Harrisburg, PA

RESIDES: Lykens, PA

HIGH SCHOOL: Williams Valley High School (Tower City, PA)

COLLEGE: Coastal Carolina (Conway, SC)

ACQUIRED: Trade with SF for OF Mike Yastrzemski on 3/23/19

MLB DEBUT:

 @TylerHerb

 @tyler.herb



CAREER HIGHS

STRIKEOUTS

11, 4/30/16 @ Inland Empire

INNINGS

9.0, 8/21/17 @ Erie

WALKS

6, 3x, last: 5/26/19 @ Gwinnett

HOME RUNS ALLOWED

4, 6/18/19 @ Scranton/WB

RUNS ALLOWED

9, 2x, last: 4/15/19 vs Erie

EARNED RUNS ALLOWED

9, 4/15/19 vs Erie

HITS ALLOWED

12, 2x, last: 8/23/18 vs Fresno

PITCHES IN A GAME

108, 8/17/16 @ Birmingham

PERSONAL

- ◆ Acquired in a trade with San Francisco in exchange for OF Mike Yastrzemski on 3/23/19.
- ◆ Originally selected by Seattle in the 29th round of the 2014 draft.
- ◆ Traded to San Francisco from Seattle in exchange for cash considerations, 7/3/17.
- ◆ Attended Coastal Carolina University, where he went 22-9 with a 3.40 ERA in 61 games for the Chanticleers. He was a second team All-Big South pick as a sophomore, and his career totals of 22 wins and 201 strikeouts ranked him 13th in the program's history.
- ◆ Notable alumni from Coastal Carolina University include MLB All-Star Tommy La Stella, PGA golfer Dustin Johnson and NFL Pro Bowl DB Josh Norman.
- ◆ Attended Williams Valley High School in Tower City, PA. As a senior in 2010, he led the state with 126 strikeouts on the mound while batting .487. He set 12 school records in baseball, scored over 1,000 career points in basketball, and was a Twin Valley Conference First Team All-Star in football (played quarterback, defensive back and punter).

2019

- ◆ Split the season between Double-A Bowie (10 games) and Norfolk (13 games), combining to go 8-10 with a 5.82 ERA over 26 games (23 starts).
- ◆ Ranked among Orioles minor leaguers in innings pitched (4th, 131.1), starts (T-5th, 23), wins (T-7th, 8) and strikeouts (12th, 108).
- ◆ Opened year with Bowie (making three starts) before being transferred to Norfolk on 4/28 (his 27th birthday). Made his Tides debut that day, earning a win at Louisville after allowing one run and striking out five over 5.0 innings of relief.
- ◆ Earned a win in his Harbor Park debut (and first start with the Tides), allowing one unearned run while matching his season-high with 7.0 innings pitched, 5/3 vs. Charlotte.
- ◆ Registered a season-high 10 strikeouts (in just 5.0 innings), 7/13 at Durham.
- ◆ Transferred to Bowie on 7/28 and made his final seven starts of the year with the Baysox.
- ◆ Went 4-0 with a 2.14 ERA over his final seven starts with Bowie.
- ◆ Limited Eastern League right-handers to a .198 average (26-131).
- ◆ Made two postseason starts for Bowie, 9/5 vs. Harrisburg and 9/13 vs. Trenton.

2018

- ◆ Spent most of the season with Triple-A Sacramento in the Giants organization, going 2-8 with a 5.35 ERA in 13 starts. Also made four rehab starts with the AZL Giants.
- ◆ Made four starts in April at Sacramento, going 1-1 with a 5.59 ERA. Placed on the disabled list on 4/25 and did not return until 6/29 in a rehab start at AZL Giants.
- ◆ Returned to Sacramento on 7/21 and made nine starts with the River Cats after the All-Star break, going 1-7 with a 5.26 ERA.
- ◆ Worked at least 5.0 innings in 11 of his 13 starts with Sacramento.
- ◆ Allowed two earned runs or less in four of his six August starts with the River Cats.
- ◆ Set a season-high with nine strikeouts, 8/13 at Reno.
- ◆ Held batters to a .250 average with runners in scoring position with the River Cats.

2017

- ◆ Split the year between Double-A Arkansas in the Seattle system and Double-A Richmond in the San Francisco organization, combining to go 8-7 with a 3.09 ERA over 26 starts.
- ◆ Named a Texas League Midseason All-Star after going 6-4 with a 3.36 ERA in 15 first half starts for the Travelers. Led the Travelers in ERA during the first half.
- ◆ Traded to San Francisco for cash considerations and joined Richmond on 7/8.
- ◆ Made 10 starts with the Flying Squirrels, going 2-3 with a 2.76 ERA.
- ◆ Posted a 1.26 ERA in August, striking out 28 batters over 35.2 innings of work.
- ◆ Held Eastern League left-handed batters to a .227 average.
- ◆ Notched his first career 9.0-inning complete game in a win at Erie, 8/21.
- ◆ Eastern League opponents hit just .177 against him with runners in scoring position.

2016

- ◆ Split the season between Class-A Bakersfield and Double-A Clinton, going 9-6 with a 3.98 ERA in 26 games (all starts) and 134 strikeouts over 140.1 innings pitched.
- ◆ Honored as a California League Midseason All-Star. Pitched a scoreless inning in relief for the California League against the Carolina League in the Advanced-A All-Star Game.
- ◆ Started the season with a 7-2 record and 3.10 ERA in 14 starts with Single-A Bakersfield before the All-Star break. Struck out 86 opponents over 78.1 innings for the Blaze.
- ◆ Struck out 10 or more batters in three starts with the Blaze: 4/19 at Modesto, 4/30 at Inland Empire and 6/17 at Lancaster. Set a career high in strikeouts with 11 in the contest against Inland Empire while pitching just six innings in the game.
- ◆ Pitched to a 5-1 record with a 2.73 ERA in nine road starts with Single-A Bakersfield.
- ◆ Finished year going 2-3 with a 5.04 ERA in 11 starts at Double-A Jackson.
- ◆ Held right-handed batters to a .216 average in Class-A. Left-handed batters were held to a .268 average in the California League and a .265 average in the Southern League.

2015

- ◆ Spent the entire season at Class-A Clinton, going 7-8 with a 4.64 ERA in 27 starts with the LumberKings of the Midwest League.
- ◆ Finished 3-0 with a 3.30 ERA in final six starts with the LumberKings after a short stint on the disabled list. Did not allow more than three runs in those starts while going at least 5.0 innings. Limited Burlington to three hits and no runs in 5.0 innings on 8/28.
- ◆ Pitched a season-high 6.2 innings vs Kane County on 5/7. Allowed one run on five hits.

2014

- ◆ Combined to go 3-4 with a 4.62 ERA in 20 games (all relief) with the AZL Mariners (R), Single-A High Desert and Single-A Clinton. Registered two saves over 37.0 innings.
- ◆ Did not allow any runs over 3.0 innings on 8/1 at Burlington while striking out five.

YR	TEAM	ORG	W-L	ERA	G	GS	CG	SHO											
2014	High Desert Mavericks (A)	SEA	0-2	6.43	4	0	0	0	0	7.0	12	7	5	1	0	2	9	2.00	.364
	Clinton LumberKings (A)	SEA	2-1	3.57	11	0	0	0	1	22.2	27	10	9	1	3	6	24	1.46	.287
	AZL Mariners (R)	SEA	1-1	6.14	5	0	0	0	1	7.1	12	6	5	0	0	1	12	1.77	.333
2015	Clinton LumberKings (A)	SEA	7-8	4.64	27	27	1	0	0	139.2	174	82	72	6	7	52	95	1.62	.305
2016	Bakersfield Blaze (A)	SEA	7-3	3.28	15	15	0	0	0	85.0	77	45	31	8	7	28	93	1.24	.241
	Jackson Generals (AA)	SEA	2-3	5.04	11	11	0	0	0	55.1	57	35	31	4	4	27	41	1.52	.268
2017	Arkansas Travelers (AA)	SEA	6-4	3.31	16	16	0	0	0	98.0	97	40	36	5	5	30	88	1.30	.264
	Richmond Flying Squirrels (AA)	SF	2-3	2.76	10	10	1	0	0	65.1	61	27	20	5	3	18	48	1.21	.246
2018	Sacramento River Cats (AAA)	SF	2-8	5.35	13	13	0	0	0	70.2	85	45	42	9	3	28	59	1.60	.306
	AZL Giants (R)	SF	1-1	5.68	4	4	0	0	0	12.2	13	9	8	0	0	4	8	1.34	.241
2019	Bowie Baysox (AA)	BAL	4-2	3.95	10	10	0	0	0	54.2	48	30	24	5	4	20	45	1.24	.231
	Norfolk Tides (AAA)	BAL	4-8	7.16	16	13	0	0	0	76.2	109	66	61	20	5	37	63	1.90	.333
Minor League Totals			38-44	4.45	142	119	2	0	2	695.0	772	402	344	64	41	253	585	1.47	.281

Dilson Herrera

Dilson Jose Herrera

INFIELDER / OUTFIELDER

BATS **RIGHT** THROWS **RIGHT** HEIGHT **5-10** WEIGHT **210** DOB **3/3/94** SERVICE TIME **1.034**

BORN: **Cartagena, Colombia**

RESIDES: **Cartagena, Colombia**

HIGH SCHOOL:

COLLEGE:

ACQUIRED: **Signed as a free agent after 2019 season**

MLB DEBUT: **For NYM on 8/29/14 vs PHI (3 AB)**



@Dilson_H



@dilsonherrera



CAREER HIGHS

HITS

4, 9x, last: 6/9/16 @ Albuquerque

RBI

5, 4x, last: 6/22/16 @ Reno

RUNS

4, 4x, last: 5/13/16 vs El Paso

HOME RUNS

2, 6x, last: 8/15/19 vs Durham

STRIKEOUTS

3, several times

WALKS

3, 4x, last: 6/15/18 @ Toledo

STOLEN BASES

3, 7/25/11 @ VSL Reds

HITTING STREAK

13, 2x, last: 2018 season

PERSONAL

- ◆ Signed by Baltimore as a minor league free agent, 12/5/19.
- ◆ Originally signed by Pittsburgh as an amateur free agent on 7/29/10.
- ◆ Became the 14th Colombian-born player to appear in the Major Leagues when he made his debut in 2014. Was also the first Colombian-born player to play for the New York Mets.
- ◆ Played for Team Colombia in qualifiers for the World Baseball Classic in 2013 and 2017.
- ◆ His younger brother, Jose Maria, plays for a local youth team (Jackies) in Colombia.
- ◆ Was traded from the Pirates, along with RHP Vic Black, to the Mets in exchange for OF Marlon Byrd, C John Buck and cash considerations, 8/27/13. Traded by the Mets to Cincinnati, along with LHP Max Wotell, in exchange for OF Jay Bruce on 8/1/16.

2019

- ◆ Spent the season with Triple-A Syracuse in the Mets organization, batting .248 with 24 home runs, 29 doubles and 64 runs batted in over 117 games.
- ◆ Named an International League Midseason All-Star.
- ◆ Honored by MiLB.com as a Mets Organizational All-Star for the second time in his career.
- ◆ Ranked among Mets minor leaguers in extra-base hits (1st, 54), home runs (T-2nd, 24), total bases (2nd, 204), doubles (T-2nd, 29), slugging (T-2nd, .501), runs scored (4th, 66), OPS (5th, .82) and RBI (7th, 64).
- ◆ Had three multi-homer games: 6/9 at Scranton/WB, 7/20 at Toledo and 8/15 vs. Durham.
- ◆ Homered in four straight games, 6/15 - 6/19.
- ◆ Ranked among International League leaders in June in slugging (6th, .632), home runs (T-7th, 8) and OPS (9th, .996).
- ◆ Finished a triple short of hitting for the cycle twice (6/19 at Charlotte, 7/15 at Indianapolis).

2018

- ◆ Made 53 appearances and 17 starts with Cincinnati. Spent the rest of the season between Class-A Daytona and Triple-A Louisville. Hit .184 with five doubles and five home runs for the Reds with 11 RBI. Hit a combined .297 between Daytona and Louisville.
- ◆ Played at first base, second base, third base and left field for the Reds. His games at first and third base at Cincinnati were his first at corner infield positions at any level.
- ◆ Posted three pinch-hit home runs for Cincinnati, which led the Reds in the season.
- ◆ Tallied his first walk-off hit of his career, a single off of Bud Norris vs St. Louis on 7/23.
- ◆ Matched his career-best with a 13-game hit streak for Daytona (4/13-4/28).

2017

- ◆ Spent season at Louisville, hitting .264 with seven home runs and 42 RBI in 68 games.
- ◆ Played intermittently with two stints on the disabled list with an impingement in his right shoulder. Final game was on 7/21. Had surgery to debride his right shoulder on 8/1.

2016

- ◆ Spent most of the season with Triple-A Las Vegas and finished season at Triple-A Louisville.
- ◆ Combined to bat .274 with 24 doubles and 13 home runs in 110 games in the season.
- ◆ Named as a Futures Game Selection for the second time in his career.
- ◆ Traded to Cincinnati from the Mets (with LHP Max Wotell) for OF Jay Bruce on 8/1.
- ◆ Posted four four-hit games with Las Vegas (5/3 at El Paso, 5/13 vs El Paso, 5/28 vs Memphis and 6/9 at Albuquerque).

2015

- ◆ Split time between Triple-A Las Vegas (81 games) and the New York Mets (31 games).
- ◆ Recalled by the Mets on 5/1 - was the youngest player on an MLB roster when called up.
- ◆ Went 3-for-3 with three RBI, 5/6 vs. Baltimore. Was just the second Mets player 21 or younger to go 3-for-3 (or better) in a game.
- ◆ Had five home runs and 15 RBI through his first 32 career Major League games, both the most by a Mets second baseman in team history after 32 games.
- ◆ Batted .327 with 11 home runs, 50 RBI and a .382 OBP in 81 games for Las Vegas.

2014

- ◆ Made Major League debut with the Mets, playing in 18 games and hitting .220. Split rest of the season with Double-A Binghamton and Class-A St. Lucie, batting .323 in the minors.
- ◆ Finished season as youngest player on any Major League roster.
- ◆ Became the first Mets position player to start the year in Single-A in a non-rehab role and be called up to the Major Leagues in the same season.
- ◆ Collected first MLB hit on 8/30 vs. Philadelphia, a single off of Jerome Williams.
- ◆ Homered and tripled on 9/1 at Miami to become the youngest Met (20 years, 182 days) to homer in a game since Jose Reyes on 8/28/03 (20 years, 78 days).
- ◆ Named Mets Sterling Organizational Player of the Year.
- ◆ Named a Florida State League All-Star.

2013

- ◆ Batted .267 with 27 doubles between Class-A West Virginia and Savannah.

YR	TEAM	ORG	AVG	G	AB	R	H	2B	3B	HR	RBI	BB	SO	SB	CS	OBP	SLG	OPS
2011	VSL Pirates (R)	PIT	.308	65	214	42	66	19	5	2	27	32	40	16	8	.413	.472	.885
2012	GCL Pirates (R)	PIT	.281	53	199	41	56	11	4	7	27	18	41	11	4	.341	.482	.823
	State College Spikes (A)	PIT	.321	7	28	7	9	1	1	1	2	1	6	1	0	.345	.536	.881
2013	West Virginia Power (A)	PIT	.265	109	423	69	112	27	3	11	56	37	110	11	6	.330	.421	.751
	Savannah Sand Gnats (A)	NYM	.316	7	19	6	6	0	0	0	4	3	6	3	0	.417	.316	.732
2014	NEW YORK METS (NL)	NYM	.220	18	59	6	13	0	1	3	11	7	17	0	0	.303	.407	.710
	Binghamton Mets (AA)	NYM	.340	61	241	50	82	17	3	10	48	29	52	9	4	.406	.560	.967
	St. Lucie Mets (A)	NYM	.307	67	283	48	87	16	2	3	23	18	44	14	3	.355	.410	.765
2015	NEW YORK METS (NL)	NYM	.211	31	90	7	19	3	1	3	6	11	23	2	0	.311	.367	.677
	Las Vegas 51s (AAA)	NYM	.327	81	327	68	107	23	2	11	50	28	59	13	9	.382	.511	.893
	St. Lucie Mets (A)	NYM	.455	3	11	1	5	2	0	0	0	0	3	0	0	.455	.636	1.091
2016	Las Vegas 51s (AAA)	NYM	.276	86	359	61	99	24	2	13	55	27	72	6	7	.327	.462	.790
	Louisville Bats (AAA)	CIN	.266	24	64	10	17	0	2	2	9	11	15	1	2	.372	.422	.794
2017	Louisville Bats (AAA)	CIN	.264	68	239	31	63	9	1	7	42	15	61	2	4	.312	.397	.709
2018	CINCINNATI REDS (NL)	CIN	.184	53	87	11	16	5	0	5	11	8	39	0	0	.268	.414	.682
	Louisville Bats (AAA)	CIN	.297	50	185	23	55	10	0	7	27	19	50	0	1	.367	.465	.832
	Daytona Tortugas (A)	CIN	.298	21	84	18	25	3	1	2	8	7	19	1	1	.359	.429	.787
2019	Syracuse Mets (AAA)	NYM	.248	117	407	66	101	29	1	24	64	43	127	12	5	.330	.501	.832
Major League Totals			.203	102	236	24	48	8	2	11	28	26	79	2	0	.293	.394	.687
Minor League Totals			.289	819	3083	541	890	191	27	100	442	288	705	100	54	.354	.465	.820

David Hess

David James Hess

RIGHT-HANDED PITCHER

BATS: **RIGHT** THROWS: **RIGHT** HEIGHT: **6-1** WEIGHT: **215** DOB: **7/10/93** SERVICE TIME: **1.068**

BORN: **Tullahoma, TN** RESIDES: **Morgantown, WV**
 HIGH SCHOOL: **Tullahoma High School (Tullahoma, TN)**
 COLLEGE: **Tennessee Tech (Cookeville, TN)**
 ACQUIRED: **Selected by BAL in the 5th round of the 2014 draft**
 MLB DEBUT: **For BAL on 5/12/18 vs TB (6.0 IP, W)**

 @hess_express28
 @hess_express28



CAREER HIGHS

STRIKEOUTS 10, 5/8/18 @ Durham	INNINGS 8.0, 8/25/17 @ Altoona	WALKS 5, 5x, last: 7/7/17 vs Richmond	HOME RUNS ALLOWED 5, 8/4/16 @ Reading
RUNS ALLOWED 9, 3x, last: 5/21/19 vs New York (AL)	EARNED RUNS ALLOWED 9, 5/21/19 vs New York (AL)	HITS ALLOWED 11, 9/1/16 vs Harrisburg	PITCHES IN A GAME 114, 5/11/17 vs Richmond

PERSONAL

- Selected by Baltimore in the 5th round of the 2014 draft.
- Attended Tennessee Tech, where he majored in Biomolecular Chemical Engineering. Was the highest Tennessee Tech University player to be drafted since 1969.
- Led the Ohio Valley Conference in wins (9) and strikeouts (104) with TTU in 2014.
- Named District Pitcher of the Year at Tullahoma High School in Tennessee after going 8-1 with a 1.91 ERA and 102 strikeouts his senior year. Was high school teammates with LHP Justus Sheffield, the #13 prospect in the Mariners organization according to MLB.com.

2019

- Split the season between Baltimore and Norfolk. Went 1-10 with a 7.09 ERA in 23 games (14 starts) with the Orioles and 3-2 with a 4.57 ERA in 13 games (four starts) with the Tides.
- Had five stints with the Orioles: Opening Day - 6/17, 7/13-14, 7/29 - 8/8, 9/3 - end of year.
- Earned a win on 4/1 at Toronto after striking out eight over 6.1 hitless innings.
- Received three runs or fewer of support in 13 of his 14 starts with the Orioles.
- Surrendered 28 home runs, including 13 long balls in six appearances against the Yankees.
- Ranked among O's leaders in starts (5th, 14), strikeouts (6th, 68) and innings (6th, 80.0).

2018

- Split the year between Baltimore and Norfolk. Went 3-10 with a 4.88 ERA in four stints with the Orioles and was 3-2 with a 3.15 ERA in nine starts with the Tides.
- Opened the year with Norfolk, going 2-0 with a 2.12 ERA over six starts before being promoted to Baltimore on 5/12. His 2.12 ERA ranked 9th in the IL when he was recalled.
- Struck out a career-high 10 batters and took a no-hitter into the 7th inning in a win at Durham on 5/8. (7.0 IP, 1 H, 0 R, 1 BB, 10 K).
- Made his MLB debut in game one of a doubleheader vs. Tampa Bay on 5/12. Earned the win in that contest, retiring 16 of the final 18 batters he faced in Baltimore's 6-3 victory. Became the first Oriole to start and win his MLB debut since Mike Wright did so on 5/17/15.
- With Chance Sisco behind the plate during his MLB debut, Hess' start marked the first time an O's pitcher made their MLB debut with a rookie catcher since 8/4/09.
- Optioned to Norfolk and made three starts with the Tides in July before returning to Baltimore on 7/28. Registered a 3.81 ERA in 11 games (10 starts) after the All-Star break.

2017

- Entered the season rated as the #18 prospect in the Orioles system per MLB.com
- Spent the year with Bowie, where he went 11-9 with a 3.85 ERA in 27 games (26 starts).
- Ranked among Eastern League leaders in innings pitched (2nd, 154.1), strikeouts (3rd, 123), opponents batting average (3rd, .235), wins (T-3rd, 11) and ERA (11th, 3.85).
- Among EL starters, ranked 4th in baserunners per nine IP (11.31) and 5th in average (.238).
- Earned two Eastern League Pitcher of the Week awards (7/3 and 8/28).
- Allowed three earned runs or fewer in 20 of his 26 outings, including four scoreless outings.
- Set a career-high with 8.0 innings and allowed just one hit in a win at Altoona, 8/25.
- Added to Baltimore's 40-man roster after having contract selected, 11/20

2016

- Spent entire season with Bowie, going 5-13 with a 5.37 ERA in 25 games (24 starts).
- Ranked among Baysox leaders in innings pitched (1st, 127.1), strikeouts (1st, 85), starts (T-1st, 24) and wins (T-2nd, 5).
- Allowed three earned runs or less in 17 of his 25 appearances.
- Was 2-1 with a 2.33 ERA (10 ER, 38.2 IP) over his first seven starts of the season.
- Struck out a season-high six batters on three different occasions.
- Allowed one hit and did not allow an earned run in a win at Richmond, 7/17.
- Tossed the second complete game of his professional career in the first game of a doubleheader, 8/17 at Hartford.

2015

- Spent most of the season with Frederick, where he was 9-4 with a 3.58 ERA in 26 games.
- Joined Bowie on 9/1 and made two starts, going 1-1 with a 4.50 ERA.
- His 122 strikeouts between the two levels ranked second among O's farmhands (Mitch Horacek, 146). Also ranked among O's minor leaguers in wins (4th, 10) and ERA (6th, 3.64).
- Ranked among Carolina League leaders in batting average against (2nd, .224), strikeouts per 9 IP (4th, 7.41), strikeouts (5th, 110) and ERA (9th, 3.58).
- Went 7-0 with a 1.34 ERA (10 ER, 67.0 IP) in 12 starts after the All-Star Break.
- Was a two-time Carolina League Pitcher of the Week (6/22-29 and 8/24-31).
- Named O's MiLB Pitcher of the Month for July (2-0, 1.82 ERA) and August (4-0, 0.99 ERA).
- Notched a complete game, one-hit shutout in his final start with the Keys, 8/25 at Potomac.
- Went 2-0 with a 0.64 ERA in two postseason starts for Bowie (1 ER, 14.0 IP, 4 H, 11 K).
- Earned the win in Game 4 of the Eastern League Championship Series vs Reading, allowing just three hits and one earned run with eight strikeouts over 7.0 innings of work.

2014

- Made 10 appearances in his debut season for Class-A Aberdeen (8) and Delmarva (2).
- Named to the New York-Penn League All-Star Team.



DAVID HESS has gone 6-4 with a 3.83 ERA in 22 career games (13 starts) with Norfolk, holding 11 batters to a .239 average over that span. (Les Treagus/Norfolk Tides).

YR	TEAM	ORG	W-L	ERA	G	GS	CG	SHO	SV	IP	H	R	ER	HR	HB	BB	SO	WHIP	AVG
2014	Delmarva Shorebirds (A)	BAL	0-0	3.38	2	2	0	0	0	8.0	7	3	3	0	0	0	12	0.88	.233
	Aberdeen IronBirds (A)	BAL	2-1	3.20	8	5	0	0	0	25.1	22	9	9	1	2	8	24	1.18	.242
2015	Bowie Baysox (AA)	BAL	1-1	4.50	2	2	0	0	0	10.0	10	5	5	0	0	4	12	1.40	.256
	Frederick Keys (A)	BAL	9-4	3.58	26	25	1	1	0	133.1	112	53	53	8	3	53	110	1.24	.224
2016	Bowie Baysox (AA)	BAL	5-13	5.37	25	24	1	0	0	127.1	162	90	76	19	3	39	85	1.58	.310
2017	Bowie Baysox (AA)	BAL	11-9	3.85	27	26	0	0	0	154.1	137	75	66	16	2	53	123	1.23	.235
2018	BALTIMORE ORIOLES (AL)	BAL	3-10	4.88	21	19	0	0	0	103.1	106	64	56	22	8	37	74	1.38	.262
	Norfolk Tides (AAA)	BAL	3-2	3.15	9	9	0	0	0	45.2	38	16	16	3	0	19	44	1.25	.225
2019	BALTIMORE ORIOLES (AL)	BAL	1-10	7.09	23	14	0	0	0	80.0	94	73	63	28	2	30	68	1.55	.287
	Norfolk Tides (AAA)	BAL	3-2	4.57	13	4	0	0	1	41.1	41	21	21	7	0	12	47	1.28	.253
Major League Totals			4-20	5.84	44	33	0	0	0	183.1	200	137	119	50	10	67	142	1.46	.274
Minor League Totals			34-32	4.11	112	97	2	1	1	545.1	529	272	249	54	10	188	457	1.31	.252

Bryan Holaday

John Bryan Holaday

CATCHER

BATS **RIGHT** THROWS **RIGHT** HEIGHT **6-0** WEIGHT **215** DOB **11/19/87** SERVICE TIME **5.013**

BORN: **Dallas, TX** RESIDES: **Dallas, TX**

HIGH SCHOOL: **W.T. White High School (Dallas, TX)**

COLLEGE: **Texas Christian (Fort Worth, TX)**

ACQUIRED: **Signed as a free agent after the 2019 season**

MLB DEBUT: **For DET on 6/6/12 vs CLE (1-for-4, R)**



@jbholaday



@bryan_holaday



CAREER HIGHS

HITS

5, 7/9/10 vs Clearwater

RBI

4, 4x, last: 4/27/17 vs Charlotte

RUNS

4, 7/30/16 vs Memphis

HOME RUNS

1, several times

STRIKEOUTS

4, 5/4/13 vs Charlotte

WALKS

3, 2x, last: 7/23/12 vs Indianapolis

STOLEN BASES

1, 11x, last: 4/6/19 vs Round Rock

HITTING STREAK

11 games, 2011

PERSONAL

- ◆ Signed by Baltimore as a minor league free agent, 1/28/20.
- ◆ Originally drafted by Detroit in the sixth round of the 2010 draft.
- ◆ Attended Texas Christian University, where he was named All-Mountain West in three seasons with the Horned Frogs. Batted over .300 in three seasons with TCU (.311 in 2008, .300 in 2009 and .355 in 2010). Won the 2010 Coleman Company-Johnny Bench Award, given to the top catcher in all of NCAA baseball. Helped TCU to the NCAA College World Series in 2010, where they advanced to the semifinal round before losing to UCLA.
- ◆ Played first season of college at North Central Texas College.
- ◆ Attended W.T. White High School (TX) where he lettered all four seasons and was named All-State in both his junior and senior seasons. Other notable alumni from W.T. White HS include MLB OF Calvin Murray, NFL WR Terrance Williams and PGA golfer Scott Verplank.

2019

- ◆ Split the season between Triple-A New Orleans (35 games) and Miami (43 games).
- ◆ Opened the year at New Orleans, hitting .247 with two home runs and 12 RBI.
- ◆ Registered his first stolen base in four years, 4/6 vs. Round Rock.
- ◆ Threw out 11 of 29 attempted basestealers (37.9%) with New Orleans.
- ◆ Had his contract selected on 5/24 and spent the remainder of the year with Miami, where he hit .278 with four home runs, six doubles and 12 RBI.
- ◆ Hit .351 (13-37) with seven RBI for Miami during the month of June.
- ◆ Finished a triple short of hitting for the cycle, 9/17 at Arizona.
- ◆ Batted .293 in road games with Miami, and .333 in road games with New Orleans.

2018

- ◆ Spent entire season with the Marlins, making 61 appearances (50 starts, 37 as catcher). Batted .205 with 16 RBI and five doubles in 151 at-bats.
- ◆ Caught nine consecutive baserunners attempting to steal between 4/8-6/14, the longest streak in Marlins club history. Finished sixth in the NL with 15 caught stealing. Of MLB catchers with 15-or-more caught stealings, was only player with less than 76 games played.
- ◆ Ranked third in Major Leagues with a 44.7% caught-stealing percentage (min. 10 attempts).
- ◆ Picked up first career MLB walk-off hit on 7/9 at Milwaukee (10th inning single). Added a second walk-off hit (double) on 8/11 vs. the New York Mets (first as a pinch hitter).
- ◆ Made two pitching appearances in relief, both at Philadelphia (4/7 and 9/14). Tossed 1.0 scoreless inning with a strikeout in first outing versus the Phillies.

2017

- ◆ Signed as a minor league free agent by Detroit on 3/31 after attending spring training with Philadelphia (released by the Phillies on 3/27).
- ◆ Spent majority of the season with Triple-A Toledo, where he hit .269 with 20 doubles, 12 home runs and 50 RBI over 93 games.
- ◆ Named a Tigers Organizational All-Star by MiLB.com.
- ◆ Clubbed a grand slam and matched his career-best with four RBI, 4/27 vs. Charlotte.
- ◆ Had two different four-hit games: 5/20 at Indianapolis and 7/27 vs. Pawtucket.
- ◆ Registered 15 RBI over his final 16 games with Toledo.
- ◆ Made 13 appearances with Detroit - all in September. Recorded a pinch-hit single in his first at-bat with Detroit, 9/1 vs. Cleveland.
- ◆ Went 2-for-4 with a double and RBI in his first start with Detroit, 9/2 vs. Cleveland.

2016

- ◆ Traded by Detroit to Texas on 3/26 for C Bobby Wilson and RHP Myles Jaye.
- ◆ Made Texas' Opening Day roster and hit .238 with two home runs and 13 RBI in 30 games.
- ◆ Tied MLB career-highs with three hits and three RBI, 5/10 vs. the Chicago White Sox.
- ◆ Made first pro pitching appearance, throwing 1.1 perfect innings on 7/2 at Minnesota.
- ◆ Spent nearly one month on the disabled list with a bruised left thumb.
- ◆ Claimed by Boston off of waivers on 8/5. Appeared in 14 games with the Red Sox, hitting .212 with one double and one RBI.

CAREER HIGHLIGHTS

- ◆ Batted .281 with two homers and 13 RBI over 24 games for Detroit in 2015.
- ◆ Made Tigers Opening Day roster in 2014 and spent entire season in Detroit, batting .231 with five doubles and 15 RBI over 62 games.
- ◆ Registered first big league home run, 8/22/13 vs. Minnesota (off Andrew Albers).
- ◆ Made MLB debut on 6/6/12 vs. Cleveland. Recorded first big league hit that night, a fifth inning single off of Jeanmar Gomez.
- ◆ Led all Eastern League catchers with 78 assists in 2011 for Double-A Erie.
- ◆ Made pro debut in 2010 after being drafted by Detroit.

YR	TEAM	ORG	AVG	G	AB	R	H	2B	3B	HR	RBI	BB	SO	SB	CS	OBP	SLG	OPS
2010	Lakeland Flying Tigers (A)	DET	.220	44	159	14	35	8	0	3	12	21	43	0	0	.335	.327	.662
2011	Erie SeaWolves (AA)	DET	.242	95	330	35	80	18	0	7	42	27	76	6	1	.304	.361	.665
2012	DETROIT TIGERS (AL)	DET	.250	6	12	3	3	1	0	0	0	0	2	0	0	.250	.333	.583
	Toledo Mud Hens (AAA)	DET	.240	75	250	18	60	12	1	2	25	22	43	2	0	.312	.320	.632
2013	DETROIT TIGERS (AL)	DET	.296	16	27	8	8	1	0	1	2	2	3	0	0	.367	.444	.811
	Toledo Mud Hens (AAA)	DET	.260	80	288	28	75	18	1	4	24	18	57	0	1	.312	.372	.684
2014	DETROIT TIGERS (AL)	DET	.231	62	156	14	36	5	1	0	15	8	37	1	1	.266	.276	.542
2015	DETROIT TIGERS (AL)	DET	.281	24	64	3	18	5	0	2	13	1	13	0	0	.292	.453	.745
	Toledo Mud Hens (AAA)	DET	.224	49	161	18	36	8	0	2	17	10	35	1	1	.282	.311	.593
2016	TEXAS RANGERS (AL)	TEX	.238	29	84	14	20	6	1	2	13	5	16	0	1	.290	.405	.695
	BOSTON RED SOX (AL)	BOS	.212	14	33	3	7	1	0	0	1	2	12	0	0	.257	.242	.500
	Round Rock Express (AAA)	TEX	.324	9	34	6	11	1	1	2	8	3	9	0	0	.395	.588	.983
2017	DETROIT TIGERS (AL)	DET	.241	13	29	1	7	2	0	0	2	0	1	0	0	.241	.310	.552
	Toledo Mud Hens (AAA)	DET	.269	93	309	31	83	20	0	12	50	22	54	0	3	.325	.450	.774
2018	MIAMI MARLINS (NL)	MIA	.205	61	151	7	31	5	0	1	16	10	29	0	0	.261	.258	.519
2019	MIAMI MARLINS (NL)	MIA	.278	43	115	12	32	6	0	4	12	11	21	0	1	.344	.435	.779
	New Orleans Baby Cakes (AAA)	MIA	.247	35	93	8	23	7	0	2	12	17	12	1	1	.385	.387	.772
Major League Totals			.241	268	671	65	162	32	2	10	74	39	134	1	3	.287	.340	.626
Minor League Totals			.248	480	1624	158	403	92	3	34	190	140	329	10	7	.319	.371	.690

Mickey Jannis

Mickey Scott Jannis

RIGHT-HANDED PITCHER

BATS **RIGHT** THROWS **RIGHT** HEIGHT **5-9** WEIGHT **195** DOB **12/16/87** SERVICE TIME **0.000**

BORN: **Carson City, NV** RESIDES: **Carson City, NV**
 HIGH SCHOOL: **Arroyo Grande High School (Arroyo Grande, CA)**
 COLLEGE: **Cal State Bakersfield (Bakersfield, CA)**
 ACQUIRED: **Signed as a free agent after the 2019 season**
 MLB DEBUT:

 **@MickeyJannis**
 **@mickeyjannis**



CAREER HIGHS

STRIKEOUTS 12, 8/17/19 vs Hartford	INNINGS 9.0, 8/28/19 vs Portland	WALKS 6, 6/14/16 @ Richmond	HOME RUNS ALLOWED 3, 5/5/19 vs Scranton/WB
RUNS ALLOWED 14, 5/5/19 vs Scranton/WB	EARNED RUNS ALLOWED 10, 2x, last: 5/5/19 vs Scranton/WB	HITS ALLOWED 12, 2x, last: 7/13/19 @ Portland	PITCHES IN A GAME 116, 7/25/17 @ Akron

PERSONAL

- ◆ Signed by Baltimore as a minor league free agent on 1/27/20.
- ◆ Originally selected by Tampa Bay in the 44th round of the 2010 draft.
- ◆ Attended Cal State University Bakersfield during his junior season, where he started the program's first-ever game in 2009. Held defending National Champions Fresno State hitless for 5.2 innings on 3/13/09.
- ◆ Played at Allan Hancock College (CA) for his sophomore year, where he was named to the All-Southern California team and the Western State Conference North first team in 2007. Was also the WSCN Relief Pitcher of the Year. Allan Hancock has produced several prominent actors, including Kathy Bates, Robin Williams, Jessica Chastain, Zac Efron, and Kelly McGillis. NFL Hall of Famer John Madden also served as Hancock's head from 1962 and 1963.
- ◆ Attended Consumnes River College as a freshman, posting a 2.95 ERA. Notable alumni from Consumnes RC include OF Jermaine Dye and former Tides RHP David Hernandez.
- ◆ Was First Team All-Conference as a pitcher and third baseman at Arroyo Grande High School (CA). Also played tennis, where he was a three-time team MVP. Graduated alongside actor Zac Efron.
- ◆ Became a knuckleball pitcher following his release from the Rays organization in 2011.
- ◆ Is the nephew of Australian Baseball Hall of Famer, Paul Jannis. His cousin, Patrick Ahearne, had a 15-year minor league career and appeared in four games with Detroit in 1995.

2019

- ◆ Made 20 appearances (18 starts) with Double-A Binghamton and made two starts for Triple-A Syracuse. Combined to go 7-7 with a 4.15 ERA, pitching 125.2 innings.
- ◆ Ranked among Mets minor leaguers in innings (4th, 125.2), WHIP (4th, 1.29), average against (5th, .266) and strikeouts (6th, 108).
- ◆ Ranked 7th among Eastern League leaders with a 3.10 ERA.
- ◆ Ended his season with 28 career wins with Binghamton, setting a franchise record.
- ◆ Struck out a career-high 12 batters over 7.0 innings, 8/17 vs. Hartford.
- ◆ Tossed first career 9.0-inning complete game, striking out 10 in a win vs. Portland on 8/28.
- ◆ Posted a 1.53 ERA (4 ER, 32.2 IP) over his first five appearances.
- ◆ Allowed two earned runs or less in 13 of his 20 outing (11 of 18 starts) with Binghamton.
- ◆ Posted a 1.94 ERA (9 ER, 41.2 IP) and 44 strikeouts over six August starts.
- ◆ Made two starts with Syracuse, 5/5 vs. Scranton/WB and 7/18 at Indianapolis.

2018

- ◆ Spent most of the season with Double-A Binghamton, going 10-6 with a 3.60 ERA in 24 games (23 starts) with the Rumble Ponies. Made two starts for Triple-A Las Vegas.
- ◆ Led Double-A Binghamton in ERA (3.60), wins (10), strikeouts (114) and starts (23). Also led all Mets minor leaguers with 142.1 innings pitched.
- ◆ Posted a season-best month of August, going 3-1 with a 1.59 ERA over five starts.
- ◆ Began season with Triple-A Las Vegas, going 0-2 with a 14.63 ERA in two starts.

2017

- ◆ Spent the full season with Double-A Binghamton, going 8-7 with a 3.60 ERA in 21 starts.
- ◆ Ranked among team leaders in ERA (3rd, 3.60), wins (T-3rd, 8), strikeouts (3rd, 83), starts (3rd, 21), innings (3rd, 122.1) and WHIP (3rd, 1.25).
- ◆ Posted a 3-0 record with a 1.93 ERA in four starts in April. Over 23.1 innings, struck out 11 opponents while allowing just six runs (five earned).
- ◆ Tossed a 7.0-inning complete game victory, 7/25 at Akron. Threw a career-high 116 pitches in the contest, allowing four hits while registering nine strikeouts.
- ◆ Finished 5-0 with a 2.59 ERA in eight home starts.
- ◆ Pitched for Scottsdale in the Arizona Fall League, going 1-3 with a 3.00 ERA.

2016

- ◆ Spent most of the season at Binghamton, going 3-11 in 22 starts with the B-Mets. Also went 2-1 with a 5.95 ERA in four games (three starts) with Class-A St. Lucie.
- ◆ Pitched 7.0 scoreless innings in a no decision vs Richmond on 5/23. Allowed just three hits and struck out eight. Also did not allow any earned runs at Hartford on 7/4 over 7.0 innings.

2015

- ◆ Signed by the New York Mets to a minor league contract on 7/2 after spending parts of the previous four seasons in the Independent Leagues.
- ◆ Combined to post a 2-3 record with a 3.55 ERA in 11 games (10 starts) between St. Lucie and Binghamton. Finished with 36 strikeouts over 58.1 innings pitched.
- ◆ Earned first minor league win since 2010 vs Daytona on 7/28, pitching 8.0 innings.

CAREER HIGHLIGHTS

- ◆ Made 22 starts between the Independent Lake Erie Crushers (12 starts) and Southern Maryland Blue Crabs (10 starts) in 2014. Combined to go 7-5 with a 3.48 ERA.
- ◆ Went 7-2 with a 2.42 ERA over 24 games (four starts) for Independent Lake Erie in 2013.
- ◆ Appeared in 10 games with Independent Bridgeport in 2013, posting a 7.56 ERA. Played with his cousin, Pat Ahearne, during that season (Ahearne was 43 at the time). Other teammates included former Tides Hayden Penn, Victor Diaz and Prentice Redman.
- ◆ Appeared in 15 games (six starts) for Brisbane in the Australian Baseball League in 2013, going 2-4 with a 3.05 ERA.
- ◆ Spent 2012 with Independent Lake Erie, going 1-4 with a 2.53 ERA over 34 games.
- ◆ Split the 2011 season between Class-A Charlotte and Class-A Hudson Valley in the Tampa Bay Rays system, going 4-3 with a 3.30 ERA.
- ◆ Spent first pro season with Rookie-level Princeton in 2010, posting 2.52 ERA in 14 games.

YR	TEAM	ORG	W-L	ERA	G	GS	CG	SHO	SV	IP	H	R	ER	HR	HB	BB	SO	WHIP	AVG
2010	Princeton Rays (R)	TB	3-1	2.52	14	0	0	0	3	35.2	48	26	10	1	2	11	29	1.65	.310
2011	Charlotte Stone Crabs (A)	TB	0-0	7.20	2	0	0	0	0	5.0	10	4	4	0	0	3	2.00	.435	
	Hudson Valley Renegades (A)	TB	4-3	2.92	18	2	0	0	2	52.1	48	24	17	2	4	16	42	1.22	.250
2015	Binghamton Mets (AA)	NYM	0-2	5.54	3	3	0	0	0	13.0	10	8	8	1	0	8	11	1.38	.204
	St. Lucie Mets (A)	NYM	2-1	2.98	8	7	0	0	0	45.1	43	25	15	1	2	18	25	1.35	.250
2016	Binghamton Mets (AA)	NYM	3-11	5.65	23	22	0	0	0	121.0	120	82	76	9	8	66	71	1.54	.260
	St. Lucie Mets (A)	NYM	2-1	5.95	4	3	0	0	0	19.2	24	14	13	0	1	10	11	1.73	.316
2017	Binghamton Rumble Ponies (AA)	NYM	8-7	3.60	21	21	2	1	0	122.1	115	56	49	10	4	38	83	1.25	.252
2018	Las Vegas 51s (AAA)	NYM	0-2	14.63	2	2	0	0	0	8.0	17	13	13	1	1	4	4	2.63	.415
	Binghamton Rumble Ponies (AA)	NYM	10-6	3.60	24	23	1	0	0	142.1	157	65	57	12	5	36	114	1.36	.280
2019	Binghamton Rumble Ponies (AA)	NYM	7-5	3.10	20	18	1	0	0	119.0	123	48	41	2	4	31	103	1.29	.266
	Syracuse Mets (AAA)	NYM	0-2	22.95	2	2	0	0	0	6.2	19	21	17	5	0	4	5	3.45	.475
Minor League Totals			39-41	4.17	141	103	4	1	5	690.1	734	386	320	44	31	242	501	1.41	.273

Zach Jarrett

Zach Jarrett

OUTFIELDER

BATS **RIGHT** THROWS **RIGHT** HEIGHT **6-4** WEIGHT **220** DOB **12/8/94** SERVICE TIME **0.000**

BORN: **Hickory, NC** RESIDES: **Hickory, NC**
 HIGH SCHOOL: **Hickory High School (Hickory, NC)**
 COLLEGE: **UNC Charlotte (Charlotte, NC)**
 ACQUIRED: **Selected by BAL in the 28th round of the 2017 draft**
 MLB DEBUT:

 @jarrett_zach
 @zachjarrett3



CAREER HIGHS

HITS

4, 2x, last: 7/10/19 vs Carolina

RBI

5, 2x, last: 9/1/18 @ Lakewood

RUNS

3, 4x, last: 8/10/18 @ Columbia

HOME RUNS

2, 2x, last: 7/15/18 @ West Virginia

STRIKEOUTS

4, 6/12/19 vs Carolina

WALKS

3, 4/10/19 vs Fayetteville

STOLEN BASES

1, 13x, last: 8/4/19 @ Down East

HITTING STREAK

7 games, 2x, 2018

PERSONAL

- Selected by Baltimore in the 28th round of the 2017 draft.
- Majored in Psychology at UNC Charlotte where he batted .268 over four seasons with the 49ers. Hit a team-best 13 home runs during his senior season while making the Conference USA All-Tournament team. Played in the same outfield as fellow O's farmhand TJ Nichting.
- Attended Hickory High School in North Carolina where he led the Hickory Red Tornadoes in extra-base hits his final two seasons. Earned Best Defensive Player as a sophomore and Best Offensive Player as a junior. Named Team MVP his senior season. Hickory also produced Tennessee Titans kicker Ryan Succop and Tennessee Vols men's basketball coach Rick Barnes.
- Father Dale Jarrett is a former NASCAR Cup Series champion and three-time Daytona 500 winner. Grandfather Ned Jarrett was a two-time NASCAR Cup Series champ. Both are in the NASCAR Hall of Fame. Other grandfather, Jasper Spears, played in the Dodgers organization.
- Earned the Orioles' Elrod Hendricks Community Service Award in 2018.

2019

- Split the season between Class-A Frederick and Double-A Bowie, playing most of the year with the Keys. Combined to bat .270 with 19 doubles and 11 home runs in 122 games.
- Named a Carolina League Midseason and Postseason All-Star.
- Led Frederick with 53 runs scored. Also ranked among team leaders in walks (T-2nd, 27), home runs (2nd, 11) and hits (3rd, 101).
- Ranked among Orioles minor leaguers in hits (6th, 120) and total bases (7th, 174).
- Set a career-best with four hits, 7/10 vs. Carolina.
- Hit .306 (22-72) with a homer, six RBI and a .393 OBP over 21 games for Frederick in April.
- Registered a .297 average and 19 RBI with Frederick in 44 games before the All-Star break.
- Hit .303 (30-99) with five home runs and 15 RBI in 27 games for the Keys in July.
- Batted .302 with six home runs and 20 RBI over 46 home contests with the Keys.
- Had two stints with Bowie (4/27 - 5/22 and 8/1 - 8/24), batting .207 over 26 games.

2018

- Spent year with Class-A Delmarva, batting .277 with 14 homers and 72 RBI in 129 games.
- Named a South Atlantic League Midseason and Postseason All-Star.
- Ranked among Orioles minor leaguers in RBI (T-2nd, 72), hits (3rd, 139), triples (3rd, 6) and total bases (3rd, 219).
- Led Delmarva in average, homers, OBP, slugging, OPS, hits, extra-base hits and total bases.
- Ranked third in the SAL with 76 hits during the first half of the season, batting .313.
- Batted .356 with 36 hits, 10 doubles and 18 RBI in the month of June for the Shorebirds.
- Set a new career-high with five RBI on 4/17 at Hagerstown, going 3-for-4 with two home runs and three runs scored. Registered five RBI a second time on 9/1 at Lakewood.
- Tied a career-high with three runs scored on 8/10 at Columbia. Finished a double short of the cycle in that game, registering four RBI over five at-bats.
- Tallied his second two-home run game on 7/15 at West Virginia, driving in four runs.
- Set new career-best with two separate seven-game hitting streaks (4/23-4/29, 6/2-7/2).
- Batted .307 in 64 road games in the South Atlantic League (80-261).

2017

- Spent first pro season with Class-A Aberdeen, hitting .201 with two homers and seven RBI over 45 games with the IronBirds.
- Posted a season-high three hits and a double on 7/1 at Hudson Valley.
- Scored six runs over a three game span (7/1-7/3) at Hudson Valley.
- Hit first professional home run on 8/3 at Staten Island.
- Batted .355 (11-31) with four walks when leading off an inning.
- Posted a .303 average (10-33) vs left-handed pitchers in the season.



ZACH JARRETT was named a Carolina League Midseason and Postseason All-Star in 2019 after hitting .286 with 11 home runs and 39 RBI in 96 games for the Keys. (Frederick Keys)

YR	TEAM	ORG	AVG	G	AB	R	H	2B	3B	HR	RBI	BB	SO	SB	CS	OBP	SLG	OPS
2017	Aberdeen IronBirds (A)	BAL	.201	45	139	21	28	6	0	2	7	9	59	1	3	.252	.288	.539
2018	Delmarva Shorebirds (A)	BAL	.277	129	501	74	139	26	6	14	72	41	136	4	2	.342	.437	.779
2019	Bowie Baysox (AA)	BAL	.207	26	92	4	19	5	0	0	9	4	25	1	1	.245	.261	.506
	Frederick Keys (A)	BAL	.286	96	353	53	101	14	1	11	39	27	84	7	2	.344	.425	.769
Minor League Totals			.265	296	1085	152	287	51	7	27	127	81	304	13	8	.323	.399	.722

Francisco Jiménez

Francisco Antony Jiménez (heh-MENN-ez)

RIGHT-HANDED PITCHER

BATS RIGHT **THROWS** RIGHT **HEIGHT** 6-1 **WEIGHT** 160 **DOB** 10/4/94 **SERVICE TIME** 0.000

BORN: San Cristobal, DR

RESIDES: San Cristobal, DR

HIGH SCHOOL:


COLLEGE:

ACQUIRED: Signed by BAL as a non-drafted FA, 8/1/11. Re-signed as FA, 11/26/19.

MLB DEBUT:



@jimenez.49



CAREER HIGHS

STRIKEOUTS

10, 6/6/14 @ DSL D-Backs

RUNS ALLOWED

10, 5/7/16 @ Asheville

INNINGS

7.2, 7/3/16 @ Hagerstown

EARNED RUNS ALLOWED

9, 5/7/16 @ Asheville

WALKS

5, 2x, last: 5/23/16 @ Greensboro

HITS ALLOWED

9, 2x, last: 7/25/16 vs Kannapolis

HOME RUNS ALLOWED

2, 6x, last: 5/24/19 @ Gwinnett

PITCHES IN A GAME

97, 7/3/16 @ Hagerstown

PERSONAL

◆ Signed by Baltimore as a non-drafted free agent on 8/1/11. Re-signed by Baltimore as a minor league free agent on 9/25/18 and 11/26/19.

2019

- ◆ Spent the majority of his season with Double-A Bowie, where he went 5-1 with a 2.82 ERA in 26 appearances. Also made seven appearances at Frederick and four at Norfolk.
- ◆ Ranked among Orioles minor leaguers in wins (T-7th, 8) and games pitched (T-8th, 37).
- ◆ Opened the year at Frederick, where he posted a 1.29 ERA in seven outings.
- ◆ Held Carolina League batters to a .167 average (12-72) with 15 strikeouts in 21.0 innings.
- ◆ Transferred to Double-A Bowie on 5/1.
- ◆ Went 4-0 with a 1.69 ERA in 13 home contests with the Baysox.
- ◆ Limited Eastern League left-handers to a .207 average (17-82) with 20 strikeouts.
- ◆ Posted a 0.54 ERA (1 ER, 16.2 IP) in eight August relief appearances with Bowie.
- ◆ Made four appearances over three stints with Norfolk, posting a 7.71 ERA.

2018

- ◆ Split the year between Frederick and Norfolk, going 1-4 with a 7.36 ERA in 25 games.
- ◆ Appeared in 14 games (one start) with Frederick, going 1-2 with a 9.57 ERA.
- ◆ Struck out a season-high five on two occasions: 4/16 at Lynchburg & 7/29 at Down East.
- ◆ Joined Norfolk on 6/28 vs. Durham and tossed two scoreless innings in his Triple-A debut.
- ◆ Posted a 1.26 ERA (2 ER, 14.1 IP) over his first seven outings with Norfolk.
- ◆ Recorded a 0.69 ERA (1 ER, 13.0 IP) in five outings at Harbor Park. He held IL batters to a .170 average (8-47) while registering 10 strikeouts in his five home outings with Norfolk.
- ◆ Appeared in five games for Toros del Este in the Dominican Winter League, going 2-0 with a 2.84 ERA (2 ER, 6.1 IP) with eight strikeouts and zero walks.

2017

- ◆ Made a career-high 28 appearances with Class-A Delmarva, going 7-2 with a 3.13 ERA.
- ◆ Limited South Atlantic League hitters to a .238 average, with lefties hitting just .210.
- ◆ His seven victories were tied with Steven Klimek and Lucas Humpal for second on the Shorebirds, only trailing the 11 victories registered by Alex Wells.
- ◆ Spun six hitless innings in a spot start, 4/27 vs. Charleston.
- ◆ Limited South Atlantic League batters to a .203 average (13-64) with runners in scoring position, including a .111 mark (3-27) with RISP and two outs.
- ◆ Posted a 1.96 ERA (9 ER, 41.1 IP) in 15 games (two starts) at home.
- ◆ Made one appearance for Frederick, throwing 3.2 shutout innings in relief on 5/17 at Salem.

2016

- ◆ Spent the year with Class-A Delmarva, going 9-9 with a 4.27 ERA in 26 games (20 starts).
- ◆ His nine victories tied for the 4th-most in the Orioles system behind Matthew Grimes (11), Cristian Alvarado (10) and Brian Gonzalez (10).
- ◆ Registered a career-high 7.2 shutout innings and set a career-high with eight strikeouts in a win at Hagerstown, 7/3.
- ◆ Limited South Atlantic League left-handed batters to a .230 batting average (48-209).
- ◆ Went 8-9 with a 4.61 ERA in 20 starts and 1-0 with a 2.53 ERA in six relief outings.
- ◆ Registered his first career complete game in a 1-0 loss at Hickory, 6/18 (6.0 IP).

2015

- ◆ Split the year between Delmarva and Aberdeen, going 4-5 with a 3.92 ERA in 13 games.
- ◆ Opened the year with Aberdeen, going 2-5 with a 4.73 ERA in nine games (eight starts).
- ◆ Made final four appearances of the season with Delmarva, going 2-0 with a 2.45 ERA.

2014

- ◆ Posted a 3.98 ERA in 11 games (six starts) for the GCL Orioles.
- ◆ Registered a 0.44 ERA (1 ER, 20.3 IP) and a .119 opponents average (8-67) as a reliever.

2013

- ◆ Named a DSL All-Star after going 4-4 with a 1.60 ERA in 14 games (13 starts).
- ◆ His 1.60 ERA ranked 9th in the Dominican Summer League.

2012

- ◆ Went 3-0 with one save in 11 relief outings for the DSL Orioles.
- ◆ Did not allow an earned run over his final five appearances (13.1 IP).



FRANCISCO JIMÉNEZ ranked among Orioles minor leaguers in wins (T-7th, 8), and games pitched (T-8th, 37) in 2019. (Scott Sears/Norfolk Tides)

YR	TEAM	ORG	W-L	ERA	G	GS	CG	SHO	SV	IP	H	R	ER	HR	HB	BB	SO	WHIP	AVG
2012	DSL Orioles (R)	BAL	3-0	1.52	11	0	0	0	1	29.2	23	12	5	0	1	12	16	1.18	.211
2013	DSL Orioles2 (R)	BAL	4-4	1.60	14	13	0	0	0	67.2	52	24	12	2	6	19	63	1.05	.206
2014	GCL Orioles (R)	BAL	0-3	3.98	11	6	0	0	0	43.0	43	23	19	0	3	13	32	1.30	.261
	DSL Orioles (R)	BAL	3-0	0.00	4	4	0	0	0	24.2	13	1	0	0	2	5	26	0.73	.155
2015	Delmarva Shorebirds (A)	BAL	2-0	2.45	4	4	0	0	0	22.0	16	6	6	1	2	7	11	1.05	.208
	Aberdeen IronBirds (A)	BAL	2-5	4.73	9	8	0	0	0	40.0	51	21	21	2	3	9	19	1.50	.325
2016	Delmarva Shorebirds (A)	BAL	9-9	4.27	26	20	1	0	0	128.2	117	67	61	11	9	45	96	1.26	.246
2017	Delmarva Shorebirds (A)	BAL	7-2	3.13	28	2	0	0	0	77.2	68	36	27	10	6	28	63	1.24	.238
	Frederick Keys (A)	BAL	1-0	0.00	1	0	0	0	0	3.2	3	0	0	0	1	0	3	0.82	.231
2018	Norfolk Tides (AAA)	BAL	0-2	4.64	11	0	0	0	0	21.1	21	13	11	1	0	8	15	1.36	.247
	Frederick Keys (A)	BAL	1-2	9.57	14	1	0	0	0	26.1	49	35	28	3	2	9	27	2.20	.380
2019	Bowie Baysox (AA)	BAL	5-1	2.82	26	0	0	0	0	51.0	48	20	16	6	2	13	50	1.20	.246
	Norfolk Tides (AAA)	BAL	1-0	7.71	4	0	0	0	0	11.2	14	10	10	4	0	5	16	1.63	.286
	Frederick Keys (A)	BAL	2-0	1.29	7	0	0	0	1	21.0	12	3	3	2	0	8	15	0.95	.167
Minor League Totals			40-28	3.47	170	58	1	0	2	568.1	530	271	219	42	37	181	452	1.25	.247

Jordan Kipper

Jordan Kipper

RIGHT-HANDED PITCHER

BATS **RIGHT** THROWS **RIGHT** HEIGHT **6-4** WEIGHT **185** DOB **10/6/92** SERVICE TIME **0.000**

BORN: **Phoenix, AZ**

RESIDES: **Phoenix, AZ**

HIGH SCHOOL: **Mountain Pointe High School (Phoenix, AZ)**

COLLEGE: **Texas Christian (Fort Worth, TX)**

ACQUIRED: **Trade with LAA in exchange for RHP Damien Magnifico in 2017**

MLB DEBUT:



@Kipper_Jordan



@jordan_kipper



CAREER HIGHS

STRIKEOUTS

8, 3x, last: 4/6/18 vs Harrisburg

INNINGS

9.0, 5x, last: 8/14/14 vs Bakersfield

WALKS

4, 2x, last: 4/9/16 vs Midland

HOME RUNS ALLOWED

3, 5/1/16 @ Springfield

RUNS ALLOWED

8, 3x, last: 5/1/16 @ Springfield

EARNED RUNS ALLOWED

8, 5/1/16 @ Springfield

HITS ALLOWED

14, 6/13/17 vs Indianapolis

PITCHES IN A GAME

108, 5/17/16 @ Northwest Arkansas

PERSONAL

- ◆ Acquired in a trade with the LA Angels in exchange for RHP Damien Magnifico, 5/6/17.
- ◆ Originally selected by the Angels in the 9th round of the 2014 draft. Also drafted by the Philadelphia Phillies in the 30th round of the 2012 draft and the Los Angeles Dodgers in the 39th round of the 2011 draft but did not sign.
- ◆ Attended Texas Christian University, where he was named to the Big 12 All-Tournament Team during his junior season in 2014.
- ◆ Prior to TCU, played two seasons at Central Arizona Community College, where he was named the Central Arizona Male Athlete of the Year as a freshman in 2012.
- ◆ Attended Mountain Pointe High School in Phoenix, AZ. Drove in the game-winning run in extra-innings to help the school win the Class 5A Division I title in 2011.
- ◆ His grandfather, Thornton Kipper, played with the Philadelphia Phillies from 1952-55.

2019

- ◆ Missed most of the season recovering from Tommy John surgery.
- ◆ Appeared in eight games (three starts) between the GCL Orioles and Class-A Aberdeen, going 2-1 with a 1.50 ERA. Registered 11 strikeouts and just one walk over 12.0 innings.

2018

- ◆ Limited to just six starts between Double-A Bowie and Class-A Aberdeen. Went 1-1 with a 1.99 ERA in 22.2 innings pitched between the two clubs.
- ◆ Posted a 2.41 ERA in three starts with Bowie to open the season before being placed on the disabled list on April 25th.

2017

- ◆ Opened the year in the Angels system before an early-May trade brought him to the Baltimore organization.
- ◆ Began the season with Double-A Mobile, where he went 2-1 with a 1.74 ERA in five starts for the BayBears. When he was traded on 5/6, his 1.74 ERA led all Angels minor leaguers and ranked 4th in the Southern League.
- ◆ Joined Norfolk on 5/12 and appeared in 12 games (11 starts) with the Tides, going 3-5 with a 5.07 ERA. Earned the win in his Triple-A debut, 5/12 at Indianapolis.
- ◆ Turned in back-to-back scoreless starts, 5/17 vs. Gwinnett (7.0 IP) and 5/23 at Toledo (6.2 IP).
- ◆ Transferred to Bowie on 7/22 and spent rest of the season there, going 2-1 with a 3.29 ERA in nine games (three starts).
- ◆ Went 2-0 with a 3.04 ERA (8 ER, 23.2 IP) in six relief appearances with the Baysox.

2016

- ◆ Spent the year with Double-A Arkansas, where he went 12-7 with a 3.35 ERA in 25 starts.
- ◆ His 12 wins tied for the organizational lead, while his 3.35 ERA ranked second in the system.
- ◆ Fired a 9.0-inning no-hitter at Northwest Arkansas on 5/17. He struck out eight and walked one in the 6-0 win, facing the minimum 27 batters while throwing 70 of his 108 pitches for strikes. He walked the first batter of that contest and then retired the next 26 hitters he faced, including an inning-ending 4-6-3 double play in the first frame. It was the first no-hitter for an Arkansas pitcher since 2010, and it earned the MiLB Award as Minor League Baseball's Best Performance in 2016.
- ◆ Ranked among Texas League leaders in complete games (T-1st, 2), shutouts (T-1st, 1), wins (2nd, 12), innings pitched (2nd, 153.0), lowest walks per 9 IP (3rd, 2.41), starts (T-4th, 25), fewest baserunners per 9 IP (5th, 11.29) and ERA (6th, 3.35).
- ◆ Turned in 15 Quality Starts for Arkansas, including six out of seven from 7/18-8/28.
- ◆ Registered at least 6.0 innings in 16 of his 25 outings, and allowed one run or less in 14 of his 25 starts.

2015

- ◆ Spent the entire year with Class-A Inland Empire... Made 26 starts and posted a 6-12 record with a 5.63 ERA for the 66ers.
- ◆ Struck out 95 batters and surrendered 39 walks on the campaign.
- ◆ Threw a season-high 8.0 innings and allowed two runs on six hits on 5/17 vs. Lancaster.

2014

- ◆ Began his pro career with Rookie-League Orem, going 3-2 with a 2.73 ERA in 14 starts.
- ◆ Earned his first pro win after throwing 2.0 scoreless innings on 7/12 vs. Missoula.



JORDAN KIPPER appeared in 12 games (11 starts) for Norfolk during the 2017 campaign. He's posted a 3.93 ERA in 105 career Minor League outings. (Scott Sears/Norfolk Tides)

YR	TEAM	ORG	W-L	ERA	G	GS	CG	SHO	SV	IP	H	R	ER	HR	HB	BB	SO	WHIP	AVG
2014	Orem Owlz (R)	LAA	3-2	2.73	14	0	0	0	0	26.1	26	10	8	1	2	8	21	1.29	.257
2015	Inland Empire 66ers (A)	LAA	6-12	5.63	26	26	0	0	0	128.0	148	92	80	13	6	39	95	1.46	.288
2016	Aarkansas Travelers (AA)	LAA	12-7	3.35	25	25	2	1	0	153.0	147	63	57	10	4	41	85	1.23	.258
2017	Mobile BayBears (AA)	LAA	2-1	1.74	5	5	0	0	0	31.0	21	8	6	2	2	8	18	0.94	.194
	Bowie Baysox (AA)	BAL	2-1	3.29	9	3	0	0	0	41.0	47	16	15	5	0	11	22	1.41	.299
	Norfolk Tides (AAA)	BAL	3-5	5.07	12	11	1	0	0	60.1	89	40	34	4	0	18	26	1.77	.352
2018	Bowie Baysox (AA)	BAL	1-1	2.41	3	3	1	0	0	18.2	17	5	5	2	0	2	13	1.02	.239
	Aberdeen IronBirds (A)	BAL	0-0	0.00	3	3	0	0	0	4.0	2	0	0	0	0	0	4	0.50	.154
2019	GCL Orioles (R)	BAL	2-0	1.50	5	3	0	0	0	6.0	2	1	1	0	0	0	5	0.33	.095
	Aberdeen IronBirds (A)	BAL	0-1	1.50	3	0	0	0	0	6.0	5	3	1	0	0	1	6	1.00	.238
Minor League Totals			31-30	3.93	105	79	4	1	0	474.1	504	238	207	37	14	128	295	1.33	.276

Branden Kline

Branden Alexander Kline

RIGHT-HANDED PITCHER

BATS **RIGHT** THROWS **RIGHT** HEIGHT **6-3** WEIGHT **210** DOB **9/29/91** SERVICE TIME **0.094**

BORN: **Frederick, MD** RESIDES: **Frederick, MD**
 HIGH SCHOOL: **Governor Thomas Johnson High School (Frederick, MD)**
 COLLEGE: **Virginia (Charlottesville, VA)**
 ACQUIRED: **Selected by BAL in the 2nd round of the 2012 draft**
 MLB DEBUT: **For BAL on 4/20/19 vs MIN (2.0 IP, 2 H, 2 ER, 0 BB, 0 K)**

 **@BrandenKline16**
 **@brandenkline16**



CAREER HIGHS

STRIKEOUTS

13, 5/17/13 vs Hickory

RUNS ALLOWED

9, 8/25/14 @ Erie

INNINGS

7.0, 8x, last: 5/4/15 vs Akron

EARNED RUNS ALLOWED

9, 8/25/14 @ Erie

WALKS

5, 2x, last: 8/30/14 vs Altoona

HITS ALLOWED

11, 2x, last: 8/25/14 @ Erie

HOME RUNS ALLOWED

3, 7/17/15 vs Erie

PITCHES IN A GAME

104, 4/23/15 @ Akron

PERSONAL

- Selected by Baltimore in the 2nd round of the 2012 draft. Was selected by Boston in the 6th round of the 2009 draft but did not sign.
- Attended the University of Virginia, where he finished third in school history with 21 career saves. Led the Cavaliers in strikeouts his junior season and was named Second-Team All-ACC. Was a teammate of former Orioles farmhand Tyler Wilson at UVA in 2010 and 2011.
- Attended Governor Thomas Johnson High School (MD), where he was named Maryland's 2009 Louisville Slugger Player of the Year. Also competed in indoor track and field in high school, where he placed fourth in the high jump (6 feet) his senior year.

2019

- Made 34 appearances over six stints with Baltimore in his first big league action, going 1-4 with a 5.93 ERA. Also appeared in 21 games between Norfolk (18 games) and Double-A Bowie (three games), combining to go 2-1 with a 6.38 ERA.
- Made MLB debut on 4/20 vs. Minnesota, throwing 2.0 innings in game two of a DH.
- Registered first big league strikeout on 4/28 at Minnesota (Marwin Gonzalez).
- Earned first MLB win on 5/1 at Chicago after 2.0 scoreless innings against the White Sox.
- Did not allow a run over nine appearances (8.1 IP) for Baltimore in September.
- Held MLB left-handers to a .217 average (13-60) with 14 strikeouts.
- Allowed just three of 19 inherited runners to score with the Orioles (15.8%).
- Yielded one earned run or less in 14 of his 18 appearances at Norfolk.
- Outrighted to Norfolk from Baltimore on 2/5/20.

2018

- Split the year between Class-A Frederick and Double-A Bowie, combining to go 5-4 with 17 saves and a 1.64 ERA in 44 relief appearances between the two levels.
- His 17 saves ranked 2nd among Orioles minor leaguers, trailing Tyler Erwin's 18 saves.
- Opened the year with Frederick, going 1-0 with two saves and a 1.31 ERA in 12 games.
- Did not allow an earned run in 10 of his 12 outings with Frederick, registering 23 strikeouts and just three walks in 20.2 innings of work.
- Promoted to Bowie on 5/20 and pitched the remainder of the season with the Baysox, going 4-4 with 15 saves and a 1.80 ERA in 32 relief appearances.
- Did not allow more than one earned run in any of his final 31 appearances with the Baysox.
- His 15 saves with the Baysox ranked third in the Eastern League.
- Held Eastern League batters to a .199 average, with left-handers batting just .129 (11-85).
- Had his contract selected by Baltimore on October 30th.

2017

- Missed the entire season rehabbing from Tommy John surgery.
- Entered the season ranked as the #20 prospect in the O's system according to MLB.com.

2016

- Missed the entire season due to Tommy John surgery, performed by Dr. James Andrews on 10/8/15.

2015

- Made eight starts for Double-A Bowie, going 3-3 with a 3.66 ERA.
- In his season debut, recorded a season-high 10 strikeouts on 4/12 at Richmond (5.0 IP).
- Logged a season-high 7.0 innings on 5/4 vs. Akron (W, 7.0 IP, 2 H, 4 BB).
- Placed on Bowie's disabled list on 5/21. Underwent Tommy John surgery on 10/8.

2014

- Spent the majority of the season with Class-A Frederick, where he went 8-6 with a 3.84 ERA in 23 starts.
- Ranked among Carolina League leaders in walks per nine innings ratio among starters (4th, 2.27) and ERA (7th, 3.84). He issued 32 walks in 126.2 innings pitched.
- Selected for the Carolina League's Midseason All-Star Team.
- Struck out a season-high 11 batters over 7.0 shutout innings, 6/7 at Myrtle Beach.
- Went 7-0 with a 2.79 ERA (22 ER, 71.0 IP) in 12 road starts.
- Promoted to Bowie on 8/20 and made final three starts of the season with the Baysox.
- Rated by MLB.com as the #9 prospect in the Orioles organization after the season.

2013

- Made seven starts with Class-A Delmarva, going 1-2 with a 5.86 ERA.
- Earned his first professional win on 4/13 at Hagerstown.
- Struck out a career-high 13 batters, 5/17 vs. Hickory.
- Underwent surgery on 5/23 to repair a right ankle/fibula fracture and missed the remainder of the season.

2012

- Pitched to a 4.50 ERA over four starts with Aberdeen, striking out 12 batters in 12.0 IP.
- Named the Orioles #9 prospect after the season by *Baseball America*.



BRANDEN KLINE made 34 appearances with Baltimore in 2019, and did not allow a run over nine outings with the Orioles in September. (Scott Sears/Norfolk Tides)

YR	TEAM	ORG	W-L	ERA	G	GS	CG	SHO	SV	IP	H	R	ER	HR	HB	BB	SO	WHIP	AVG
2012	Aberdeen IronBirds (A)	BAL	0-0	4.50	4	4	0	0	0	12.0	12	7	6	1	0	4	12	1.33	.273
2013	Delmarva Shorebirds (A)	BAL	1-2	5.86	7	7	0	0	0	35.1	41	25	23	4	2	14	32	1.56	.289
2014	Bowie Baysox (AA)	BAL	0-2	5.94	3	3	0	0	0	16.2	18	11	11	1	0	11	9	1.74	.290
	Frederick Keys (A)	BAL	8-6	3.84	23	23	0	0	0	126.2	143	60	54	9	3	32	95	1.38	.288
2015	Bowie Baysox (AA)	BAL	3-3	3.66	8	8	0	0	0	39.1	35	20	16	4	3	19	27	1.37	.243
2018	Bowie Baysox (AA)	BAL	4-4	1.80	32	0	0	0	15	45.0	32	15	9	3	1	15	48	1.04	.199
	Frederick Keys (A)	BAL	1-0	1.31	12	0	0	0	2	20.2	20	6	3	0	1	3	23	1.11	.253
2019	BALTIMORE ORIOLES (AL)	BAL	1-4	5.93	34	0	0	0	0	41.0	44	28	27	9	1	19	34	1.54	.275
	Bowie Baysox (AA)	BAL	1-0	0.00	3	0	0	0	0	3.0	1	0	0	0	0	2	4	1.00	.125
	Norfolk Tides (AAA)	BAL	1-1	6.86	18	0	0	0	2	21.0	27	17	16	4	0	13	27	1.90	.307
Major League Totals			1-4	5.93	34	0	0	0	0	41.0	44	28	27	9	1	19	34	1.54	.275
Minor League Totals			19-18	3.89	110	45	0	0	19	319.2	329	161	138	26	10	113	277	1.38	.269

Dean Kremer

Dean Junior Kremer (KRAY-mer)

RIGHT-HANDED PITCHER

BATS **RIGHT** THROWS **RIGHT** HEIGHT **6-3** WEIGHT **185** DOB **1/7/96** SERVICE TIME **0.000**

BORN: Stockton, CA

RESIDES: Stockton, CA

HIGH SCHOOL: Lincoln High School (Stockton, CA)


COLLEGE: UNLV (Las Vegas, NV)

ACQUIRED: Trade with LAD, with OF Yusniel Diaz, RHP Zach Pop, IF Breyvic Valera &

IF Rylan Bannon, in exchange for IF Manny Machado in 2018

 @DJ_KREY6

 @dj_krey6



CAREER HIGHS

STRIKEOUTS	INNINGS	WALKS	HOME RUNS ALLOWED
11, 2x, last: 7/5/18 vs Midland	7.0, 5x, last: 7/18/19 vs Altoona	4, 2x, last: 7/29/19 vs Reading	2, 4x, last: 7/7/19 vs Harrisburg
RUNS ALLOWED	EARNED RUNS ALLOWED	HITS ALLOWED	PITCHES IN A GAME
10, 5/6/17 vs Inland Empire	7, 2x, last: 8/27/19 @ Gwinnett	9, 3x, last: 8/27/19 @ Gwinnett	100, 8/4/19 vs Portland

PERSONAL

- ◆ Acquired by Baltimore in a trade from the Los Angeles Dodgers, along with OF Yusniel Diaz, IF Rylan Bannon, RHP Zach Pop and IF Breyvic Valera, for IF Manny Machado, 7/18/18.
- ◆ Selected by the Dodgers in the 14th round of the 2016 draft out of UNLV. Had been drafted by San Diego in the 38th round of the 2015 draft but did not sign.
- ◆ Became the first Israeli citizen to be chosen in the MLB draft. Pitched for Israel's National Team in the 2017 World Baseball Classic, and was named the Most Valuable Pitcher for Israel in 2014 and 2015 as he helped Israel qualify for the European Baseball Championship. He has dual Israeli-American citizenship, as his parents served in the Israel Defense Force.
- ◆ Helped San Joaquin Delta (NJCAA) to a 41-7 record and a state runner-up finish in 2015, going 13-1 with a 2.00 ERA in 112.2 innings. Was named a Third Team All-American.
- ◆ Attended Lincoln High School in Stockton, CA. Other notable alumni include NFL wide receiver Brandin Cooks, LA Chargers President Dean Spanos and PGA golfer Ricky Barnes.

2018

- ◆ Registered 47 more strikeouts (114) than hits allowed (67) in 79.0 IP with the Quakes. Had six starts in which he struck out nine batters or more, including an 11-strikeout performance on 6/25 at Lake Elsinore.
- ◆ Allowed three earned runs or less in 14 of his 16 starts with the Quakes.
- ◆ Pitched 7.0 shutout innings and matched a career-high with 11 strikeouts in his lone start with Tulsa, 7/5 vs. Midland. Named Texas League Pitcher of the Week on 7/8.
- ◆ Acquired by Baltimore on 7/18 and assigned to Double-A Bowie, where he went 4-2 with a 2.58 ERA over his final eight starts of the season.
- ◆ Limited Eastern League batters to a .228 average, with lefties batting just .169 (14-83).
- ◆ Allowed three earned runs or less in nine of his 10 starts with Bowie.
- ◆ Struck out 10 in his final start of the season, 8/31 vs. Altoona.

2017

- ◆ Went 1-4 with a 5.18 ERA in 33 games (six starts) for Rancho Cucamonga.
- ◆ Ranked 3rd among California League relievers by striking out 11.11 batters per nine IP.
- ◆ Went 1-2 with a 4.47 ERA in 27 relief outings and 0-2 with a 7.06 ERA in six starts.
- ◆ Posted a 3.63 ERA over 19 games during the second half of the season.
- ◆ Pitched to a 2.81 ERA (12 ER, 38.1 IP) when appearing in the 7th inning or later.

2016

- ◆ Posted a 2.27 ERA in 12 games (six GS) between Ogden & Great Lakes in his first pro year.
- ◆ Made first career start with Ogden on 7/3 at Orem.
- ◆ Posted a 3.86 ERA with 13 strikeouts in six starts with Ogden.
- ◆ Promoted to Class-A Great Lakes on 8/11, where he went 2-0 with a 0.59 ERA and 22 strikeouts in six relief outings for the Loons.

RANKING ON ORIOLES TOP PROSPECT LISTS ENTERING 2020

#8 - Baseball Prospectus | #9 - MLB.com

2019

- ◆ Combined to go 9-6 with a 3.72 ERA in 21 starts between Class-A Frederick, Double-A Bowie and Norfolk. 15 of his 21 appearances came with Bowie.
- ◆ Ranked among Orioles minor leaguers in wins (T-3rd, 9), strikeouts (T-7th, 122) and innings pitched (T-8th, 113.2). His nine wins at Bowie ranked second on the club.
- ◆ Entered year ranked as the #9 prospect in the O's system by MLB.com & Baseball America.
- ◆ Opened the year on the Injured List due to an oblique injury. Made two starts with Frederick before joining Bowie on 5/21.
- ◆ Allowed three earned runs or less in 11 of his 15 starts with Bowie, including six starts in which he did not allow an earned run.
- ◆ Matched a career-high by throwing 7.0 innings, 6/11 vs. New Hampshire.
- ◆ Registered at least eight strikeouts in six starts with the Baysox, including a season-high 10 in his final start with Bowie on 8/10 at Richmond.
- ◆ Limited Eastern League batters to a .239 average, including a .215 mark (14-65) with RISP.
- ◆ Went 4-0 with a 1.87 ERA (7 ER, 33.2 IP) in six starts with Bowie after the All-Star break.
- ◆ Transferred to Norfolk on 8/16 and made four starts with Norfolk to end the season.
- ◆ Struck out at least five batters in each of his four starts with the Tides.
- ◆ Went 1-1 with a 2.37 ERA (5 ER, 19.0 IP) in six games (five starts) for the Surprise Sagueros of the Arizona Fall League. Named to the AFL Rising Stars Game.

2018

- ◆ Combined to go 10-5 with a 2.88 ERA in 25 starts between Class-A Rancho Cucamonga, Double-A Tulsa and Double-A Bowie.
- ◆ Registered 178 strikeouts between the three clubs to lead all of Minor League Baseball.
- ◆ Named a California League Midseason All-Star with Rancho Cucamonga.
- ◆ Opened the year with Rancho Cucamonga, going 5-3 with a 3.30 ERA in 16 starts. Limited California League hitters to a .230 average, with right-handers batting just .215 against him.



DEAN KREMER posted a 3.72 ERA over 21 starts in 2019, including four outings with Norfolk. He was also named to the Rising Stars Game in the Arizona Fall League. (Scott Sears/Norfolk Tides)

YR	TEAM	ORG	W-L	ERA	G	GS	CG	SHO	SV	IP	H	R	ER	HR	HB	BB	SO	WHIP	AVG
2016	Great Lakes Loons (A)	LAD	2-0	0.59	6	0	0	0	0	15.1	4	1	1	0	0	4	22	0.52	.083
	Ogden Raptors (R)	LAD	0-1	3.86	6	6	0	0	0	16.1	15	7	7	0	1	3	13	1.10	.250
2017	Rancho Cucamonga Quakes (A)	LAD	1-4	5.18	33	6	0	0	3	80.0	86	55	46	6	3	34	96	1.50	.274
2018	Tulsa Drillers (AA)	LAD	1-0	0.00	1	1	1	1	0	7.0	3	0	0	0	0	3	11	0.86	.130
	Rancho Cucamonga Quakes (A)	LAD	5-3	3.30	16	16	0	0	0	79.0	67	33	29	7	2	26	114	1.18	.230
	Bowie Baysox (AA)	BAL	4-2	2.58	8	8	0	0	0	45.1	38	15	13	3	1	17	53	1.21	.228
2019	Bowie Baysox (AA)	BAL	9-4	2.98	15	15	0	0	0	84.2	75	29	28	9	1	29	87	1.23	.239
	Norfolk Tides (AAA)	BAL	0-2	8.84	4	4	0	0	0	19.1	30	19	19	2	0	4	21	1.76	.366
	Frederick Keys (A)	BAL	0-0	0.00	2	2	0	0	0	9.2	6	0	0	0	1	4	14	1.03	.176
Minor League Totals			22-16	3.61	91	58	1	1	3	356.2	324	159	143	27	9	124	431	1.26	.243

Travis Lakins, Sr.

Travis Clay Lakins (LAY-kinz)

RIGHT-HANDED PITCHER

BATS **RIGHT** THROWS **RIGHT** HEIGHT **6-1** WEIGHT **215** DOB **6/29/94** SERVICE TIME **0.054**

BORN: **Middletown, OH**

RESIDES: **Franklin, OH**

HIGH SCHOOL: **Franklin High School (Franklin, OH)**

COLLEGE: **The Ohio State University**

ACQUIRED: **Selected by Baltimore off of waivers from the Chicago Cubs, 1/31/20**

MLB DEBUT: **For BOS on 4/23/19 vs DET (2.2 IP, 4 H, 1 ER, 0 BB, 2 K)**



CAREER HIGHS

STRIKEOUTS

9, 3x, last: 4/6/17 vs Down East

INNINGS

6.2, 5/9/17 @ Buies Creek

WALKS

5, 7/9/16 @ Lynchburg

HOME RUNS ALLOWED

2, 2x, last: 7/26/16 @ Potomac

RUNS ALLOWED

8, 6/3/16 vs Myrtle Beach

EARNED RUNS ALLOWED

7, 2x, last: 6/3/16 vs Myrtle Beach

HITS ALLOWED

11, 6/3/16 vs Myrtle Beach

PITCHES IN A GAME

94, 6/29/16 vs Myrtle Beach

PERSONAL

- ◆ Claimed by Baltimore off of waivers from the Chicago Cubs on 1/31/20. Had been traded to the Cubs from Boston on 1/21/20 in exchange for cash considerations.
- ◆ Selected by Boston in the sixth round of the 2015 draft as a draft-eligible sophomore.
- ◆ Attended The Ohio State University, where he posted a 3.75 ERA and recorded 84 strikeouts for the Buckeyes in 2015.
- ◆ Spent the 2014 summer playing for the Chillicothe Paints in the Prospect League, where he threw the first-ever perfect game in Prospect League history.
- ◆ Graduated from Franklin High School (OH), where he was a three-time All-Conference first team selection and was league Player of the Year twice. Went 10-3 with 100 strikeouts while hitting .488 during his junior season.
- ◆ Also played basketball in high school, where he was a teammate with current Detroit Pistons guard Luke Kennard during his junior and senior seasons.

2019

- ◆ Split the year between Triple-A Pawtucket and Boston. Went 3-4 with six saves and a 4.60 ERA in 40 games with Pawtucket and 0-1 with a 3.86 ERA in 16 games (three starts) over five different stints with Boston.
- ◆ Made his MLB debut on 4/23 vs. Detroit, allowing one run over 2.2 innings in game two of a doubleheader. Struck out the first batter he faced (Jeimer Candelario).
- ◆ 33 of his 56 appearances were scoreless (nine with Boston, 24 with Pawtucket).
- ◆ Made three starts for Boston in September and did not allow a run over 5.2 innings.
- ◆ Worked 2.0 innings or more in five of his 13 relief appearances with Boston.
- ◆ Posted a 2.13 ERA in eight games (one start) at Fenway Park.
- ◆ Limited Major League left-handers to a .231 average (9-39).
- ◆ Ranked among Red Sox minor leaguers in games (T-10th, 40) and saves (T-11th, 6).
- ◆ Posted a 3.74 ERA and a .210 average against in 21 home games with Pawtucket.
- ◆ Limited IL opponents to a .143 average (6-42) in the ninth inning or later.

2018

- ◆ Combined to go 3-2 with a 2.32 ERA in 36 appearances (six starts) between Double-A Portland and Triple-A Pawtucket. Struck out 57 batters over 54.1 innings of work.
- ◆ His 36 appearances tied for the 7th-most among Red Sox minor leaguers.
- ◆ Held batters to a .190 average on the season (.191 with Portland, .186 with Pawtucket).
- ◆ First action was on 4/24 due to a right elbow stress reaction (started year on disabled list).
- ◆ Moved to the bullpen on 5/31 after making six starts with Portland to begin the season.
- ◆ Did not allow a run in first 12 relief appearances with the Sea Dogs. Finished June with a 0.00 ERA through 9.0 innings with 12 strikeouts.
- ◆ Earned first professional save on 7/18 at Binghamton, striking out the side in the ninth.
- ◆ Recorded a 0.86 ERA in 20 games (21.0 innings) with 22 strikeouts as a reliever with Portland.
- ◆ Finished with a 0.82 ERA in 14 games (four starts) on the road with Portland.
- ◆ Held Eastern League left-handed batters to a .175 average.
- ◆ Promoted to Pawtucket on 7/31 and spent the rest of the year in Triple-A.
- ◆ Allowed one earned run in final nine games with Pawsox, posting a 0.61 ERA (1 ER, 14.2 IP).

2017

- ◆ Entered season as the Red Sox # 13 prospect according to Baseball America.
- ◆ Split season between Class-A Salem and Double-A Portland. Combined to go 5-4 with a 4.21 ERA in 15 starts, striking out 62 batters over 68.1 innings.
- ◆ Opened the year by going 5-0 with a 2.61 ERA in seven starts with Salem.
- ◆ Promoted to Portland on 5/11 and went 0-4 with a 6.23 ERA in eight starts.
- ◆ Placed on the disabled list on 7/4 and missed the remainder of the season.

2016

- ◆ Played first full professional season with Class-A Salem, going 6-3 with a 5.93 ERA over 19 games (18 starts) in the Carolina League.
- ◆ Had seven starts in which he went at least 5.0 innings and allowed one earned run or less.
- ◆ Went 3-1 with a 2.13 ERA in five April starts.
- ◆ Placed on the disabled list on 7/27 (right elbow inflammation) and missed rest of season.

2015

- ◆ Made professional debut in GCL Playoff Finals on 8/31 vs GCL Blue Jays.
- ◆ Ranked by Baseball America as the #16 prospect in Boston's system after the season.



TRAVIS LAKINS SR. posted a 3.86 ERA over 16 games (three starts) with Boston in 2019, his first career action at the Major League level. (Julio Aguilar/Getty Images)

YR	TEAM	ORG	W-L	ERA	G	GS	CG	SHO	SV	IP	H	R	ER	HR	HB	BB	SO	WHIP	AVG
2015	Lowell Spinners (A)	BOS	0-0	0.00	1	1	0	0	0	2.0	0	0	0	0	0	1	3	0.50	.000
2016	Salem Red Sox (A)	BOS	6-3	5.93	19	18	0	0	0	91.0	111	65	60	8	5	36	79	1.62	.299
2017	Portland Sea Dogs (AA)	BOS	0-4	6.23	8	8	0	0	0	30.1	34	25	21	2	1	21	19	1.81	.301
	Salem Red Sox (A)	BOS	5-0	2.61	7	7	0	0	0	38.0	32	12	11	2	0	13	43	1.18	.225
2018	Portland Sea Dogs (AA)	BOS	2-2	2.61	26	6	0	0	1	38.0	27	16	11	3	3	13	42	1.05	.191
	Pawtucket Red Sox (AAA)	BOS	1-0	1.65	10	0	0	0	2	16.1	11	6	3	0	1	5	15	0.98	.186
2019	BOSTON RED SOX (AL)	BOS	0-1	3.86	16	3	0	0	0	23.1	23	11	10	1	1	10	18	1.41	.258
	Pawtucket Red Sox (AAA)	BOS	3-4	4.60	40	1	0	0	6	45.0	46	25	23	4	2	23	42	1.53	.264
Major League Totals			0-1	3.86	16	3	0	0	0	23.1	23	11	10	1	1	10	18	1.41	.258
Mnior League Totals			17-13	4.45	111	41	0	0	9	260.2	261	149	129	19	12	112	243	1.43	.259

Zac Lowther


Zacary William Lowther (LAU-ther - rhymes with now)

LEFT-HANDED PITCHER

BATS **LEFT** THROWS **LEFT** HEIGHT **6-2** WEIGHT **235** DOB **4/30/96** SERVICE TIME **0.000**

BORN: **Middlebury Heights, OH** RESIDES: **Brooklyn Heights, OH**
 HIGH SCHOOL: **Cuyahoga Heights High School (Cuyahoga Heights, OH)**
 COLLEGE: **Xavier (Cincinnati, OH)**
 ACQUIRED: **Selected by BAL in the 2nd round of the 2017 draft**
 MLB DEBUT:

 @ZacLowther

 @zac_lowther



CAREER HIGHS

STRIKEOUTS 13, 4/9/18 vs Hickory	INNINGS 7.2, 5/4/19 @ Akron	WALKS 5, 2x, last: 6/8/19 @ Portland	HOME RUNS ALLOWED 3, 7/1/18 vs Lynchburg
RUNS ALLOWED 5, 3x, last: 6/30/19 vs Akron	EARNED RUNS ALLOWED 5, 2x, last: 6/30/19 vs Akron	HITS ALLOWED 8, 6/30/19 vs Akron	PITCHES IN A GAME 103, 8/17/19 @ Altoona

PERSONAL

- Selected by Baltimore in the 2nd round (#74 overall) of the 2017 draft.
- Attended Xavier University, and was the highest-ever Musketeer selected in the draft.
- Was an All-BIG EAST First Team selection during his junior season, setting a Xavier single-season strikeout record with 123 punchouts during the 2017 campaign. The 123 strikeouts ranked 12th among Division 1 pitchers. Was also named to the BIG EAST All-Tournament Team in 2017 and was named Preseason All-BIG EAST.
- Was a college roommate for two years with infielder Rylan Bannon, who was acquired by Baltimore from Los Angeles in a 2018 trade that sent IF Manny Machado to the Dodgers.
- Xavier University has produced Hall of Famers Jim Bunning and Frank Robinson.
- Led the Cape Cod League with 54 strikeouts during the summer of 2016.
- Played for the Cuyahoga Heights (OH) football and baseball teams in high school. Led the Greater Cleveland area with 148 strikeouts and had a 0.55 ERA during his 2013 season.
- Was First Team All-Ohio during his senior year, a season that included an 18-strikeout game and an OHSAA Division IV State Runner-Up finish.

2018

- Split the year between Class-A Delmarva and Class-A Frederick, going 8-4 with a 2.18 ERA in 23 games (22 starts) between the two clubs.
- Named Orioles Jim Palmer Minor League Pitcher of the Year (along with LHP Keegan Akin).
- Named MLB Pipeline.com's Orioles Pitching Prospect of the Year.
- Named the left-handed starting pitcher on MiLB.com's Orioles Organizational All-Star Team.
- Led Orioles farmhands in strikeouts (151) and ERA (2.18).
- Ranked among qualifying Minor League Baseball leaders in WHIP (7th, 0.98), ERA (11th, 2.18) and opponent's average (11th, .195).
- Opened the season with Delmarva, where he went 3-1 with a 1.16 ERA in six starts for the Shorebirds. He held South Atlantic League batters to a .115 average (12 hits in 31.0 IP), with left-handed batters hitting just .037 (1-27) against him.
- Registered 51 strikeouts in 31.0 innings with Delmarva, including a career-high 13 strikeouts in his season debut on 4/9 vs. Hickory. He also recorded double-digit strikeouts on 4/22 vs. Lakewood (11) and 5/23 at Hickory (10).
- Promoted to Frederick on 5/30 and made his final 17 appearances (16 starts) with the Keys, going 5-3 with a 2.53 ERA.
- Went 3-0 with a 0.71 ERA (2 ER, 25.1 IP) over his first five starts with the Keys.
- Finished 19.1 innings shy of qualifying among Carolina League leaders, where his 2.53 ERA would have led the circuit.
- Limited Carolina League batters to a .220 average, with left-handers hitting .207.
- Went 5-1 with a 1.82 ERA in 12 games (11 starts) at night with the Keys.

2017

- Appeared in 12 games (11 starts) for Class-A Aberdeen, going 2-2 with a 1.66 ERA.
- Named a New York-Penn League Midseason All-Star.
- Limited NYPL batters to a .182 average, with right-handers batting just .166 against him.
- Struck out 12 batters over 6.0 no-hit innings, 9/2 at Tri-Cities.

RANKING ON ORIOLES TOP PROSPECT LISTS ENTERING 2019

#8 MLB.com | #13 - Baseball Prospectus | #16 - Baseball America
 Best Control - Baseball America

2019

- Spent the entire season with Double-A Bowie, going 13-7 with a 2.55 ERA in 26 starts.
- Named Orioles Organization All-Star by MiLB.com for the second straight season.
- Earned Eastern League Midseason and Postseason All-Star selections.
- Honored as a Double-A All-Star by Baseball America.
- Ranked among Orioles minor leaguers in wins (1st, 13), strikeouts (1st, 154), starts (1st, 26), innings (1st, 148.0), average against (2nd, .197) and ERA (3rd, 2.55).
- Ranked among Eastern League leaders in wins (1st, 13), strikeouts (1st, 154), starts (T-1st, 26), ERA (2nd, 2.55), innings (4th, 148.0), average (4th, .197) and WHIP (7th, 1.11).
- His 13 victories tied for 5th in all of Minor League Baseball.
- Registered 154 strikeouts, the most by an Orioles minor leaguer since Tyler Wilson struck out 157 opponents in 2014. Was the highest strikeout total in the Eastern League since 2013.
- Named Eastern League Pitcher of the Week for the week of 5/11 - 5/18.
- Went 3-1 with a 0.60 ERA (2 ER, 30.0 IP) over five starts in May, registering 29 strikeouts and just 21 hits allowed while holding Eastern League batters to a .198 average. Did not allow a run in four of his five starts that month.
- Recorded a season-high 10 strikeouts, 8/6 at Trenton.
- Allowed three earned runs or less in 23 of his 26 starts.
- Picked up a victory in four consecutive starts, 6/8 - 6/25. Won seven of eight decisions over an eight-start span, 6/8 - 7/19.
- Held right-handers to a .194 average, while left-handers batted just .203 against him.
- Went 7-4 with a 1.91 ERA (19 ER, 89.2 IP) in 15 road starts.
- Earned a playoff win at Harrisburg on 9/6, allowing one run over 6.1 innings.



ZAC LOWTHER led Orioles minor leaguers in wins (13), strikeouts (154), starts (26) and innings pitched (148.0) while pitching for Double-A Bowie in 2019. (The Athletic)

YR	TEAM	ORG	W-L	ERA	G	GS	CG	SHO	SV	IP	H	R	ER	HR	HB	BB	SO	WHIP	AVG
2017	Aberdeen IronBirds (A)	BAL	2-2	1.66	12	11	0	0	0	54.1	35	11	10	1	2	11	75	0.85	.182
2018	Delmarva Shorebirds (A)	BAL	3-1	1.16	6	6	0	0	0	31.0	12	4	4	2	1	9	51	0.68	.115
	Frederick Keys (A)	BAL	5-3	2.53	17	16	0	0	0	92.2	74	29	26	6	4	26	100	1.08	.220
2019	Bowie Baysox (AA)	BAL	13-7	2.55	26	26	0	0	0	148.0	102	46	42	8	5	63	154	1.11	.197
Minor League Totals			23-13	2.26	61	59	0	0	0	326.0	223	90	82	17	12	109	380	1.02	.194

Tommy Milone

Tomaso Anthony Milone (mah-LONE)

LEFT-HANDED PITCHER

BATS **LEFT** THROWS **LEFT** HEIGHT **6-0** WEIGHT **215** DOB **2/16/87** SERVICE TIME **6.113**

BORN: **Granada Hills, CA**


RESIDES: **Santa Clarita, CA**


HIGH SCHOOL: **Saugus High School (Saugus, CA)**

COLLEGE: **University of Southern California (Los Angeles, CA)**

ACQUIRED: **Signed as a free agent with Baltimore on 2/14/20**

MLB DEBUT: **For WAS on 9/3/11 vs NYM (4.1 IP, 6 H, 4 ER, 0 BB, 2 K)**

 @TommyMilone_33

 @tommymilone33



CAREER HIGHS

STRIKEOUTS

13, 2x, last: 5/18/15 vs Durham

INNINGS

9.0, 2x, last: 5/18/15 vs Durham

WALKS

6, 6/7/09 vs Myrtle Beach

HOME RUNS ALLOWED

5, 8/14/17 @ Erie

RUNS ALLOWED

8, 4x, last: 5/21/17 vs Los Angeles-AL

EARNED RUNS ALLOWED

8, 6/13/12 @ Colorado

HITS ALLOWED

11, 3x, last: 7/31/15 vs Seattle

PITCHES IN A GAME

118, 6/8/13 @ Chicago-AL

PERSONAL

- ◆ Signed by Baltimore as a minor league free agent on 2/14/20.
- ◆ Originally selected by Washington in the 10th round of the 2008 draft.
- ◆ Attended the University of Southern California, where he was an All-Pac-10 Honorable Mention during a junior season that saw him go 6-6 with a 3.51 ERA. Finished his career with the Trojans ranked ninth on the school's all-time list with 45 starts.
- ◆ Pitched in the Cape Cod League after his sophomore year at USC and won the BFC Whitehouse Award as the league's Top Pitcher.
- ◆ Graduated from Saugus High School (CA), where he earned All-Santa Clarita Valley honors and was named Foothill Player of the Year in 2005. Threw a perfect game during his senior season and batted .474 with a league-high seven home runs.

2019

- ◆ Spent the majority of the season with Seattle, where he went 4-10 with a 4.76 ERA over 23 games (six starts). Also went 4-2 with a 3.83 ERA in nine games (8 GS) for Triple-A Tacoma.
- ◆ Opened year with Tacoma before having contract selected on 5/21.
- ◆ Struck out 10 and allowed just three hits over 7.2 shutout innings, 5/5 vs. Albuquerque.
- ◆ Limited Pacific Coast League batters to a .211 average (15-71) over three starts in May.
- ◆ Generally served as the "bulk" pitcher for Seattle, following up the team's "opener."
- ◆ Pitched 4.0 innings or more in 16 of his 17 relief appearances with Seattle.
- ◆ Earned first win in a Seattle uniform on 5/27 vs. Texas after allowing two runs over 5.2 IP.
- ◆ Posted a 2.81 ERA (10 ER, 32.0 IP) and held opponents to a .205 average against in June.
- ◆ Went 3-4 with a 3.91 ERA (22 ER, 50.2 IP) over 11 road games (two starts) for Seattle.
- ◆ Limited Major League right-handers to a .238 average (71-298) with 58 strikeouts.
- ◆ Recorded his 50th career MLB victory on 9/18 at Pittsburgh.

2018

- ◆ Began at Triple-A Syracuse as a non-roster invitee to Nationals Spring Training. Made 20 starts with the Chiefs, going 7-4 with a 4.19 ERA over 109.2 innings with 113 strikeouts.
- ◆ Ranked 7th among Nationals farmhands with 113 strikeouts.
- ◆ Made five appearances (four starts) for the Nationals, going 1-1 with a 5.81 ERA.

CAREER HIGHLIGHTS

- ◆ Missed majority of 2017 campaign with a sprained left knee.
- ◆ Made 2016 Opening Day roster with Minnesota.
- ◆ Went 9-5 with a 3.92 ERA in 24 games (23 starts) for Minnesota in 2015.
- ◆ Recorded first Major League save on 8/23/15 at Baltimore (1.0 inning, 2 strikeouts).
- ◆ Tied a career-high with 13 strikeouts vs Durham on 5/18/15 with Rochester in a 9.0 inning, six-hit shutout. Also totaled 12 strikeouts the start before vs Toledo on 5/13/15.
- ◆ Earned a win in six-straight games for Oakland from 5/9-6/29 in 2014, a career high.
- ◆ Traded from Oakland to Minnesota for OF Sam Fuld, 7/31/14.
- ◆ Threw at least 100 pitches in 14 of 26 starts with Oakland in the 2013 campaign.
- ◆ Registered 12 wins and posted a 4.14 ERA over 28 games (26 GS) for Oakland in 2013.
- ◆ Started Game 2 of the 2012 ALDS for Oakland vs. Detroit (6.0 IP, 5 H, 1 R, 1 BB, 6 K, ND).
- ◆ Made MLB debut with Washington on 9/3/11 vs. New York. Homered on the first pitch he saw that night (off of Dillon Gee). First MLB punchout came in that game (Angel Pagan).
- ◆ Named IL Midseason All-Star and Baseball America Triple-A All-Star in 2011.
- ◆ Named Nationals Minor League Pitcher of the Year with Harrisburg in 2010 after going 12-5 with a 2.85 ERA and 155 strikeouts over 27 starts. Named an Eastern League Midseason All-Star, an MiLB.com Organizational All-Star and led the Eastern League in strikeouts.
- ◆ Led Nationals farmhands with 12 wins for Class-A Potomac in 2009. Went 12-5 with a 2.91 ERA and 106 strikeouts.

YR	TEAM	ORG	W-L	ERA	G	GS	CG	SHO	SV	IP	H	R	ER	HR	HB	BB	SO	WHIP	AVG
2008	Hagerstown Suns (A)	WAS	0-3	2.89	7	7	0	0	0	37.1	36	16	12	0	0	6	27	1.13	.257
	Vermont Lake Monsters (A)	WAS	1-3	4.57	6	3	0	0	0	21.2	27	12	11	4	0	3	22	1.38	.307
2009	Potomac Nationals (A)	WAS	12-5	2.91	27	25	0	0	0	151.1	144	57	49	9	5	36	106	1.19	.257
2010	Harrisburg Senators (AA)	WAS	12-5	2.85	27	27	2	0	0	158.0	161	57	50	10	4	23	155	1.16	.261
2011	WASHINGTON NATIONALS (NL)	WAS	1-0	3.81	5	5	0	0	0	26.0	28	11	11	2	2	4	15	1.23	.283
	Syracuse Chiefs (AAA)	WAS	12-6	3.22	24	24	0	0	0	148.1	137	55	53	9	1	16	155	1.03	.241
2012	OAKLAND ATHLETICS (AL)	OAK	13-10	3.74	31	31	1	0	0	190.0	207	90	79	24	4	36	137	1.28	.278
2013	OAKLAND ATHLETICS (AL)	OAK	12-9	4.14	28	26	1	0	0	156.1	160	83	72	25	2	39	126	1.27	.258
	Sacramento River Cats (AAA)	OAK	0-0	1.74	2	2	0	0	0	10.1	16	5	2	0	0	1	15	1.65	.348
2014	OAKLAND ATHLETICS (AL)	OAK	6-3	3.55	16	16	0	0	0	96.1	91	42	38	12	4	26	61	1.21	.245
	MINNESOTA TWINS (AL)	MIN	0-1	7.06	6	5	0	0	0	21.2	37	21	17	4	1	11	14	2.22	.363
	Sacramento River Cats (AAA)	OAK	1-1	6.43	4	4	0	0	0	21.0	28	16	15	5	0	9	17	1.76	.318
	Rochester Red Wings (AAA)	MIN	0-1	1.29	1	1	0	0	0	7.0	6	1	1	0	0	2	3	1.14	.240
2015	MINNESOTA TWINS (AL)	MIN	9-5	3.92	24	23	0	0	1	128.2	128	64	56	17	1	36	91	1.27	.260
	Rochester Red Wings (AAA)	MIN	4-0	0.70	5	5	1	1	0	38.2	25	3	3	2	0	3	47	0.72	.182
2016	MINNESOTA TWINS (AL)	MIN	3-5	5.71	19	12	0	0	0	69.1	84	53	44	15	1	22	49	1.53	.299
	Rochester Red Wings (AAA)	MIN	4-0	1.66	7	7	0	0	0	48.2	41	11	9	4	1	4	41	0.92	.225
2017	MILWAUKEE BREWERS (NL)	MIL	1-0	6.43	6	3	0	0	1	21.0	29	15	15	6	0	2	16	1.48	.319
	NEW YORK METS (NL)	NYM	0-3	8.56	11	5	0	0	0	27.1	36	28	26	9	0	12	22	1.76	.316
	Binghamton Rumble Ponies (AA)	NYM	1-0	4.95	4	4	0	0	0	20.0	26	11	11	8	0	2	11	1.40	.313
	GCL Mets (R)	NYM	0-1	10.80	1	1	0	0	0	1.2	2	2	2	0	0	1	3	1.80	.286
2018	WASHINGTON NATIONALS (NL)	WAS	1-1	5.81	5	4	0	0	0	26.1	37	17	17	7	1	1	23	1.44	.330
	Harrisburg Senators (AA)	WAS	0-0	0.00	1	1	0	0	0	2.0	2	0	0	0	0	1	2	1.50	.250
	Syracuse Mets (AAA)	WAS	7-4	4.19	20	20	1	0	0	109.2	101	52	51	11	3	24	113	1.14	.243
2019	SEATTLE MARINERS (AL)	SEA	4-10	4.76	23	6	0	0	0	111.2	102	61	59	24	2	23	94	1.12	.241
	Tacoma Rainiers (AAA)	SEA	4-2	3.83	9	8	1	1	0	49.1	49	26	21	7	2	12	43	1.24	.250
Major League Totals			50-47	4.47	174	136	2	0	2	874.2	939	485	434	145	18	212	648	1.32	.272
Minor League Totals			58-31	3.16	145	139	5	2	0	825.0	801	324	290	69	16	143	760	1.14	.253

Richie Martin

Richard Allen Martin, Jr.

INFIELDER

BATS **RIGHT** THROWS **RIGHT** HEIGHT **5-11** WEIGHT **190** DOB **12/22/94** SERVICE TIME **1.000**

BORN: **Detroit, MI**

RESIDES: **Brandon, FL**

HIGH SCHOOL: **Bloomington High School (Valrico, FL)**

COLLEGE: **Florida (Gainesville, FL)**

ACQUIRED: **Selected from OAK with the 1st pick in the MLB Rule 5 Draft in 2018**

MLB DEBUT: **For BAL on 3/28/19 @ NYY (0-for-3, K)**

 @richiemartinjr

 @richiemartinjr



CAREER HIGHS

HITS

4, 3x, last: 9/1/18 vs Frisco

RBI

5, 2x, last: 9/3/16 @ Frisco

RUNS

3, 5x, last: 4/8/19 vs Oakland

HOME RUNS

2, 8/23/18 @ Corpus Christi

STRIKEOUTS

3, 8x, last: 6/14/19 vs Boston

WALKS

3, 4/16/17 @ Springfield

STOLEN BASES

3, 3x, last: 7/16/18 @ San Antonio

HITTING STREAK

11 games, 2018

PERSONAL

- Selected by Baltimore from Oakland with the 1st overall pick in the Major League portion of the Rule 5 Draft, 12/13/18.
- Originally selected in the 1st round (20th overall) by Oakland in the 2015 draft. Chosen by Seattle in the 38th round of the 2012 draft but did not sign.
- Majored in Civil Engineering at the University of Florida, where he hit .300 his senior season and was a finalist for the Brooks Wallace Award, given to the Best College Shortstop.
- Attended Bloomington High School in Valrico, FL, where he was named to the Florida All-Region First Team as a senior and was ranked third among middle infielders in the state. Bloomington HS also produced sportscaster Erin Andrews and actor Mark Consuelos.

2019

- As a Rule 5 pick, spent the entire season with Baltimore, hitting .208 with six home runs and 23 RBI over 120 games.
- His 89 starts at shortstop were the third-most by a rookie in Orioles history, trailing only Ron Hansen (149 in 1960) and Cal Ripken Jr. (91 in 1982).
- Got the start for Baltimore on Opening Day (3/28) at Yankee Stadium. Picked up his first big league hit on 3/30 at Yankee Stadium, a single off of James Paxton.
- Set Major League career-bests with three hits and three runs scored, 4/8 vs. Oakland.
- Belted first Major League home run on 5/22 off of Yankees southpaw CC Sabathia.
- Hit .379 (11-29) with eight RBI over 17 games in September.
- Batted .284 with 14 RBI and six extra-base hits in 51 games after the All-Star break.
- Registered 15 multi-hit games.

2018

- Spent the entire year with Double-A Midland in the Oakland system, batting .300 with six home runs, 29 doubles, 25 stolen bases and 42 RBI in 118 games.
- Led the Texas League in triples (8) and ranked 3rd in batting average (.300).
- Named an Oakland MiLB.com Organization All-Star.
- Named Texas League Midseason All-Star and Player of the Week for the period ending on 8/25, after hitting .400 (8-20) with two home runs and six RBI over six games.
- Recorded a career-high 11-game hitting streak from 5/22-6/2.
- Stole a career-high three bases in a game twice (5/30 and 7/16).
- Had three career-high four-hit performances on the season (7/25, 8/30 and 9/1).
- Hit two solo home runs on 8/23 at Corpus Christi.
- Scored a career-high three runs in a game three times (6/1, 8/23 and 9/1).
- Hit .379 (39-103) in the month of May.

2017

- Entered the season ranked by MLB.com as the #21 prospect in the Oakland system.
- Split the year between Double-A Midland and Class-A Stockton, hitting .234 with four home runs, 33 RBI and 13 stolen bases in 109 games between the two clubs.
- Opened the year with Midland, batting .224 with a .306 OBP in 86 games.
- Batted .277 with two home runs and 18 RBI in 39 home games for the RockHounds.
- Assigned to Stockton on 8/2 and hit .266 with a .330 OBP in 23 games to end the season.

2016

- Spent most of the year at Stockton, hitting .230 with three homers and 31 RBI in 86 games.
- Drove in a career-high five runs on 8/11 at Modesto, going 2-5 with a grand slam.
- Tied a career-high with four hits, 6/19 at High Desert.
- Batted .360 (18-50) over his final 12 games with Stockton, a stretch that included a 10-game hitting streak.
- Promoted to Midland on 9/2 and matched a career-high with five RBI, 9/3 at Frisco.

2015

- Ranked as Oakland's #4 prospect by MLB.com entering the season.
- Spent his debut season with Class-A Vermont, hitting .237 with a .353 OBP in 51 games.
- Went 2-4 with two runs scored, a walk and an RBI in his pro debut, 7/2 at Tri-City.
- Batted .526 (10-19) with a homer and four RBI over his first four pro games.
- Hit .302 (13-43) against left-handed pitchers on the season.



RICHIE MARTIN made 89 starts at shortstop for Baltimore in 2019, the third-most by a rookie in Orioles history. (Gregory Fisher/USA TODAY Sports)

YR	TEAM	ORG	AVG	G	AB	R	H	2B	3B	HR	RBI	BB	SO	SB	CS	OBP	SLG	OPS
2015	Vermont Lake Monsters (A)	OAK	.237	51	190	31	45	6	4	2	16	25	47	7	7	.353	.342	.695
2016	Midland RockHounds (AA)	OAK	.333	5	15	1	5	1	1	0	7	3	2	2	1	.444	.533	.978
	Stockton Ports (A)	OAK	.230	86	330	46	76	14	2	3	31	36	73	12	8	.322	.312	.634
2017	Midland RockHounds (AA)	OAK	.224	86	286	43	64	11	3	3	27	24	57	12	3	.306	.315	.620
	Stockton Ports (A)	OAK	.266	23	94	16	25	2	3	1	6	8	21	1	1	.330	.383	.713
2018	Midland RockHounds (AA)	OAK	.300	118	453	68	136	29	8	6	42	44	86	25	10	.368	.439	.807
2019	BALTIMORE ORIOLES (AL)	BAL	.208	120	283	29	59	8	3	6	23	14	83	10	1	.260	.322	.581
Major League Totals			.208	120	283	29	59	8	3	6	23	14	83	10	1	.260	.322	.581
Minor League Totals			.257	369	1368	205	351	63	21	15	129	140	286	59	30	.340	.366	.706

Isaac Mattson


Isaac Gerald Mattson

RIGHT-HANDED PITCHER

BATS **RIGHT** THROWS **RIGHT** HEIGHT **6-2** WEIGHT **205** DOB **8/14/95** SERVICE TIME **0.000**

BORN: **Erie, PA** RESIDES: **Pittsburgh, PA**
 HIGH SCHOOL: **Harbor Creek High School (Harbor Creek, PA)**
 COLLEGE: **Pittsburgh (Pittsburgh, PA)**
 ACQUIRED: **Trade with LAA (with 3 others) for RHP Dylan Bundy on 12/4/19**
 MLB DEBUT:

@IG_Mattson
 @i_mattson



CAREER HIGHS

STRIKEOUTS 7, 2x, last: 8/25/18 vs Rancho Cucamonga	INNINGS 5.0, 7x, last: 7/23/18 @ Stockton	WALKS 4, 7/23/18 @ Stockton	HOME RUNS ALLOWED 1, 11x, last: 7/31/19 vs Mississippi
RUNS ALLOWED 6, 5/5/18 vs Bowling Green	EARNED RUNS ALLOWED 6, 5/5/18 vs Bowling Green	HITS ALLOWED 9, 6/29/18 vs Cedar Rapids	PITCHES IN A GAME 79, 2x, last: 7/5/18 vs Stockton

PERSONAL

- ◆ Acquired by Baltimore from the Los Angeles Angels, along with RHP Kyle Bradish, RHP Kyle Brnovich and RHP Zach Peek, in exchange for RHP Dylan Bundy, 12/4/19.
- ◆ Originally drafted by the Los Angeles Angels in the 19th round of the 2017 draft.
- ◆ Attended the University of Pittsburgh, where he posted a 3.64 ERA over 59 career games with the Panthers. Registered 104 strikeouts over 94.0 innings in his college career. Was a teammate with former Orioles RHP Matt Wotherspoon.
- ◆ Was a Cape Cod League All-Star in the summer of 2016 for the Chatham Anglers.
- ◆ Attended Harbor Creek High School (PA) where he was twice named Second-Team All-State and was named five-time All-Region in his high school career. Set a school record with 19 strikeouts in a 7.0-inning game his senior season. Also played basketball.

2019


- ◆ Made 37 appearances in the Angels system between Class-A Inland Empire (8 games), Double-A Mobile (24 games) and Triple-A Salt Lake (5 games), going 6-3 with a 2.33 ERA.
- ◆ Named an Angels Organizational All-Star by MLB.com.
- ◆ Across his three levels, limited opponents to a .184 average while registering 63 more strikeouts (110) than hits allowed (47) over 73.1 innings. The 110 strikeouts ranked 7th among Angels minor leaguers. Struck out 45.2% of the batters he faced.
- ◆ Limited left-handed batters to a .165 average (19-115) with 44 strikeouts and 14 walks.
- ◆ Never went to a 3-0 count on any batter, and went to a 3-1 count just twice on the year.
- ◆ Opened his season at Inland Empire, where he posted a 0.89 ERA over eight appearances.
- ◆ Transferred to Mobile on 5/13. Went 3-3 with a 2.68 ERA over 43.2 innings pitched.
- ◆ Did not allow a run in 26 of his 37 appearances across the three levels.
- ◆ Finished with a 1.72 ERA in 15 games after the All-Star break with Mobile, holding batters to a .139 average and a 0.77 WHIP.
- ◆ Finished the season with Salt Lake, recording a 3.86 ERA over five games.
- ◆ Earned first Triple-A save on 8/31 vs. Reno, pitching a perfect inning while striking out three.
- ◆ Played for the Mesa Solar Bears in the Arizona Fall League, posting a 1.69 ERA over seven games. Named to the AFL Rising Stars Game.

2018

- ◆ Split the year between Class-A Burlington and Class-A Inland Empire. Went 7-4 with two saves and a 3.82 ERA over 25 appearances (11 starts).
- ◆ Tied for the organizational lead with seven wins. Also ranked among Angels minor leaguers in innings pitched (7th, 94.1) and strikeouts (10th, 85).
- ◆ Opened the year at Burlington, going 5-3 with a 3.95 ERA in 14 games (11 starts).
- ◆ Led Burlington with five wins despite pitching just half the season there.
- ◆ Earned a win in his first professional start, 4/11 vs. Beloit (5.0 IP, 1 H, 0 R, 1 BB, 4 K).
- ◆ Posted a 2.81 ERA while holding Midwest League batters to a .193 average in April.
- ◆ Transferred to Inland Empire on 7/2. Made 11 appearances with the 66ers, all in relief.
- ◆ Earned a win on 7/23 at Stockton after allowing one hit over 5.0 shutout innings of relief.
- ◆ Tied a career-high with seven strikeouts on 8/25 at Rancho Cucamonga (over 4.0 innings).
- ◆ Recorded first save of the season on 8/2 vs Lancaster, pitching 2.0 scoreless innings.
- ◆ Held California League batters to a .216 average (.192 vs left-handed, .230 vs right-handed).

2017

- ◆ Combined to go 1-0 with a 1.44 ERA in 20 relief appearances between the AZL Angels and Orem. Struck out 47 batters over 31.1 innings while allowing just five earned runs.
- ◆ Named a Pioneer League Postseason All-Star.
- ◆ Did not allow a run in 15 of his 20 appearances, including 13 of his 17 outings at Orem.
- ◆ Allowed four total runs at Orem - all on solo home runs.
- ◆ Limited Pioneer League batters to a .174 average, registering 24 more strikeouts (40) than hits allowed (16) in 26.2 innings with Orem.
- ◆ His six saves tied for 4th-most in the Pioneer League.
- ◆ Turned in seven straight scoreless appearances, 7/27 - 8/21 (11.1 innings).



ISAAC MATTSON has registered 87 more strikeouts (242) than hits allowed (155) in 199.0 innings pitched over his three-year professional career. (Los Angeles Angels)

YR	TEAM	ORG	W-L	ERA	G	GS	CG	SHO	SV	IP	H	R	ER	HR	HB	BB	SO	WHIP	AVG
2017	AZL Angels (R)	LAA	0-0	1.93	3	0	0	0	1	4.2	3	1	1	0	0	1	7	0.86	.176
	Orem Owlz (R)	LAA	1-0	1.35	17	0	0	0	6	26.2	16	4	4	4	1	10	40	0.97	.174
2018	Inland Empire 66ers (A)	LAA	2-1	3.62	11	0	0	0	2	37.1	30	17	15	2	2	12	39	1.13	.216
	Burlington Bees (A)	LAA	5-3	3.95	14	11	0	0	0	57.0	59	25	25	1	3	19	46	1.37	.272
2019	Inland Empire 66ers (A)	LAA	3-0	0.89	8	0	0	0	0	20.1	8	3	2	1	0	9	30	0.84	.121
	Mobile BayBears (AA)	LAA	3-3	2.68	24	0	0	0	0	43.2	30	16	13	3	3	13	61	0.98	.196
	Salt Lake Bees (AAA)	LAA	0-0	3.86	5	0	0	0	1	9.1	9	4	4	0	0	5	19	1.50	.243
Minor League Totals			14-7	2.89	82	11	0	0	10	199.0	155	70	64	11	9	69	242	1.13	.215

Mason McCoy

Mason Steven McCoy

INFIELDER

BATS **RIGHT** THROWS **RIGHT** HEIGHT **6-0** WEIGHT **180** DOB **3/31/95** SERVICE TIME **0.000**

BORN: Peoria, IL RESIDES: Washington, IL
 HIGH SCHOOL: Washington Community High School (Washington, IL)
 COLLEGE: Iowa (Iowa City, IA)
 ACQUIRED: Selected by BAL in the 6th round of the 2017 draft
 MLB DEBUT:

@mason_mccoy1
 @therealmccoy_1



CAREER HIGHS

HITS 4, 3x, last: 5/8/19 @ Altoona	RBI 4, 4/15/19 @ Myrtle Beach	RUNS 3, 11x, last: 8/4/19 vs Portland	HOME RUNS 1, 9x, last: 7/1/19 @ Hartford
STRIKEOUTS 3, 10x, last: 8/16/19 @ Altoona	WALKS 3, 6/14/18 @ Kannapolis	STOLEN BASES 2, 8/21/19 vs Binghamton	HITTING STREAK 11 games, 2019

PERSONAL

- Selected by Baltimore in the 6th round of the 2017 draft.
- Graduated from the University of Iowa, where he was named ABCA/Rawlings Mideast First-Team All-Region and Second Team All-Big Ten during his senior season in 2017. Was the first Hawkeyes player to ever hit for the cycle when he did so vs. Air Force on 4/13/16.
- At Iowa, was a teammate of current White Sox minor league outfielder Joel Booker.
- Played two seasons at Illinois Central Community College, where he was honored as a two-time All-American, two-time All-Region and two-time All Conference selection.
- Named MVP of the summer collegiate Northwoods League in 2015 after setting a league record with 112 hits, 80 runs and 168 total bases. Also named the NWL Star of Stars for being the MVP of the 2016 All-Star Game. Played for the La Crosse Loggers, whose alumni includes RHP Max Scherzer, LHP Chris Sale, OF Eric Thames and IF Stevie Wilkerson.
- Was a four-time All-Area and All-Conference selection at Washington Community High School (IL). Also lettered in basketball and soccer, earning All-Conference honors in both.

RANKING ON ORIOLES TOP PROSPECT LISTS ENTERING 2020

#25 - MLB.com

2019

- Split the year between Class-A Frederick (27 games) and Double-A Bowie (105 games), hitting .290 with 22 doubles, 48 RBI and 81 runs scored between the two levels.
- Named an Eastern League Midseason All-Star, his second career Midseason All-Star nod. Went 1-for-2 with a double in the contest.
- Chosen as an Orioles Organizational All-Star by MiLB.com.
- Ranked among Orioles minor leaguers in runs scored (T-1st, 81), triples (T-1st, 7), hits (2nd, 158) and total bases (3rd, 206).
- Ranked among Eastern League leaders in triples (T-2nd, 7), runs (T-11th, 60) and hits (T-12th, 114). His 114 hits also led the Baysox.
- Recorded 48 multi-hit games between Frederick and Bowie.
- Began the year at Frederick, where he hit .378 with 16 RBI over 23 games in April. Ranked 2nd in the Carolina League with 37 hits in April while his .378 average ranked 3rd in the CL.
- Set career-high with an 11-game hitting streak, 4/6 - 4/17 (included seven multi-hit games).
- Established a career-high with four RBI, 4/15 at Myrtle Beach.
- Had a career-high four hits in three different games over a nine-game stretch. Had four hits on 4/29 vs. Wilmington, 5/1 vs. Wilmington and 5/8 at Altoona (after a promotion).
- Transferred to Bowie on 5/6 and spent the remainder of the season with the Baysox.
- Led Bowie with a .319 average in the first half while ranking second on the club with 74 hits (despite playing in 28 games less than the team leader, IF Rylan Bannon).
- Tied a career-high with three runs in a game six different times with Bowie.
- Started all eight postseason games for Bowie, batting .185 (5-27) with two RBI.
- Ended season playing for the Surprise Saguaros of the Arizona Fall League, batting .219 with three extra-base hits and five RBI over 17 games.

2018

- Spent the season with Delmarva, batting .266 with 18 doubles and 47 RBI over 124 games.
- Ranked among South Atlantic League leaders in triples (T-5th, 10) and hits (T-5th, 128).
- His 128 hits ranked seventh among Orioles minor leaguers.
- Registered 36 multi-hit games with the Shorebirds, including six different three-hit games.
- Smacked two triples as part of a three-hit contest, 4/29 at Hickory.
- Walked three times and scored three runs, 6/14 at Kannapolis.
- Posted a .348 average (31-89) in 25 games in day games with the Shorebirds.
- Batted .296 with 29 hits in 26 games in August, totaling 11 RBI and 12 runs.

2017

- In first pro action, hit .301 with 11 doubles and 29 RBI in 53 games for Class-A Aberdeen.
- Named a New York-Penn League Midseason All-Star.
- Ranked among Aberdeen team leaders in triples (T-1st, 3), runs (2nd, 34), average (3rd, .301) and runs batted in (4th, 29).
- Totaled 11 multi-hit games and five three-hit games on the season.



MASON MCCOY tied for the organizational lead with 81 runs scored in 2019, a season that saw him named as an Orioles Organizational All-Star by MiLB.com. (Michael R. Smith/Prince George's Sentinel)

YR	TEAM	ORG	AVG	G	AB	R	H	2B	3B	HR	RBI	BB	SO	SB	CS	OBP	SLG	OPS
2017	Aberdeen IronBirds (A)	BAL	.301	53	186	34	56	11	3	1	29	26	28	4	3	.382	.409	.791
2018	Delmarva Shorebirds (A)	BAL	.266	124	482	66	128	18	10	4	47	45	95	13	2	.331	.369	.701
2019	Bowie Baysox (AA)	BAL	.266	105	429	60	114	13	7	2	31	36	84	10	3	.326	.343	.669
	Frederick Keys (A)	BAL	.379	27	116	21	44	9	0	2	17	8	16	3	0	.416	.509	.925
Minor League Totals			.282	309	1213	181	342	51	20	9	124	115	223	30	8	.346	.379	.725

Ryan McKenna


Ryan Shea McKenna

OUTFIELDER

BATS **RIGHT** THROWS **RIGHT** HEIGHT **5-11** WEIGHT **185** DOB **2/14/97** SERVICE TIME **0.000**

BORN: **Grants Pass, OR** RESIDES: **Berwick, ME**
 HIGH SCHOOL: **St. Thomas Aquinas High School (Dover, NH)**
 COLLEGE:
 ACQUIRED: **Selected by BAL in the 4th round of the 2015 draft**
 MLB DEBUT:

 @ry_mac35
 @ry_mac35



CAREER HIGHS

HITS

4, 10x, last: 8/29/19 @ Reading

RBI

4, 5x, last: 6/29/19 vs Akron

RUNS

3, 8x, last: 8/29/19 @ Reading

HOME RUNS

2, 3x, last: 7/2/19 @ Hartford

STRIKEOUTS

4, 2x, last: 6/21/19 @ Harrisburg

WALKS

3, 5/25/19 @ Erie

STOLEN BASES

3, 7/16/19 vs Harrisburg

HITTING STREAK

12 games, 2x, 2018

PERSONAL

- Selected by Baltimore in the 4th round of the 2015 draft.
- Attended St. Thomas Aquinas High School in Dover, NH. Had committed to Liberty University before signing with Baltimore.
- Batted .551 with 31 RBI during his junior year at St. Thomas Aquinas, then followed that up by hitting .484 during his senior campaign.
- Attended Portsmouth Christian Academy (NH) during his freshman year of high school, helping PCA capture a state championship.

RANKING ON ORIOLAS TOP PROSPECT LISTS ENTERING 2020

#5 - Baseball Prospectus | #16 - MLB.com

2019

- Entered the season ranked among the Top 10 Prospects in the Orioles system by Baseball Prospectus (#5), MLB.com (#7) and Baseball America (#8). Also rated by Baseball America as the Best Defensive OF and as having the Best Strike Zone Discipline in the O's system.
- Spent year at Double-A Bowie, batting .232 with nine home runs and 54 RBI in 135 games.
- Ranked among Orioles minor leaguers in walks (T-1st, 59), doubles (3rd, 26), triples (T-3rd, 6), extra-base hits (T-3rd, 41), runs scored (T-3rd, 78) and stolen bases (3rd, 25).
- Ranked among Eastern League leaders in runs (T-1st, 78), triples (T-4th, 6), caught stealing (T-5th, 11), walks (T-6th, 59), stolen bases (T-8th, 25) and total bases (T-9th, 178).
- Named Eastern League Player of the Week after registering 10 hits from 6/30 - 7/6.
- Matched a career-high with four RBI after hitting a grand slam on 6/29 vs. Akron.
- Belted two home runs, 7/2 at Hartford.
- Hit .296 (37-125) with five home runs and 48 RBI with runners in scoring position.
- Registered three hits and stole a career-high three bases, 7/16 vs. Harrisburg.
- Tied for the team lead with 10 stolen bases in July.
- Finished with a .993 fielding percentage in the outfield (just two errors all season).

2018

- Split the season between Class-A Frederick (67 games) and Double-A Bowie (60 games), batting .315 with 11 home runs, 53 RBI and a .410 OBP between the two levels.
- His .315 average led all Orioles minor leaguers.
- Named an MiLB.com Orioles Organizational All-Star.
- Awarded High Class-A All-Star honors from *Baseball America* after hitting .377 with eight home runs, 37 RBI and a 1.023 OPS in 67 games with Frederick.
- Named Carolina League Midseason and Postseason All-Star with Frederick.
- Batted .459 (28-61) with a .529 OBP against Carolina League left-handed pitching.
- Set a career-high with a 12-game hitting streak from 5/11 - 5/24 (hit .463 during that span).
- Reached safely in his final 22 home games with Frederick, posting a .500 OBP.
- Belted two home runs and drove in four runs, 5/12 vs. Potomac.
- Earned Carolina League Player of the Week honors twice (6/3 and 6/17).
- Batted .423 (22-52) through 16 games in June before being promoted to Bowie on 6/21.
- Hit .239 with three home runs, 16 RBI and a .341 OBP in 60 games with Bowie.
- Named an Arizona Fall League Rising Star and earned a spot on the All-Prospect Team after hitting .344 (21-61) in 17 games with the Glendale Desert Dogs.

2017

- Spent the year with Delmarva, batting .256 with seven home runs and 42 RBI in 126 games.
- Tied for 3rd in the South Atlantic League with 33 doubles.
- Registered 33 multi-hit games, including two different four-hit contests.
- Belted two home runs as part of a three-hit game, 4/9 at Greenville.
- Went 3-5 with a home run and a season-high four RBI, 8/23 vs. Hickory.
- Hit .319 (30-94) with 11 doubles and a .366 OBP in 25 games in July.
- Batted .282 with six of his seven home runs on the road.

2016

- Spent the season with Class-A Aberdeen, where he led the IronBirds in games played (62), doubles (10), walks (22) and stolen bases (17).
- Set career-high with two stolen bases in a game three times (7/26, 8/21 and 8/24).
- Ranked second on the team in runs (29), hits (53) and RBI (26).
- Recorded a career-high four hits twice (7/16 at Batavia and 7/22 at Brooklyn).
- Batted .321 (27-84) in the month of July.
- Entered the season ranked as the Orioles #25 prospect by MLB.com.

2015

- Made professional debut with the GCL Orioles, batting .265 with three RBI in 10 games.
- Did not play after 7/20 due to an injured ankle.



RYAN MCKENNA tied for the Eastern League lead with 78 runs scored for Double-A Bowie in 2019. He also tied for the lead among O's minor leaguers with 59 walks drawn. (Bowie Baysox)

YR	TEAM	ORG	AVG	G	AB	R	H	2B	3B	HR	RBI	BB	SO	SB	CS	OBP	SLG	OPS
2015	GCL Orioles (R)	BAL	.265	10	34	5	9	0	1	0	3	6	6	1	1	.366	.324	.689
2016	Aberdeen IronBirds (A)	BAL	.241	62	220	29	53	10	1	1	26	22	59	17	6	.320	.309	.629
2017	Delmarva Shorebirds (A)	BAL	.256	126	468	62	120	33	2	7	42	43	128	20	2	.331	.380	.712
2018	Bowie Baysox (AA)	BAL	.239	60	213	35	51	8	2	3	16	29	56	4	1	.341	.338	.679
	Frederick Keys (A)	BAL	.377	67	257	60	97	18	2	8	37	37	45	5	6	.467	.556	1.023
2019	Bowie Baysox (AA)	BAL	.232	135	488	78	113	26	6	9	54	59	121	25	11	.321	.365	.686
Minor League Totals																.350	.387	.737

Ángelo Mora

Angelo Mora

INFIELDER

BATS **RIGHT** THROWS **RIGHT** HEIGHT **5-11** WEIGHT **150** DOB **2/25/93** SERVICE TIME **0.000**


BORN: **Loma de Cabrera, DR** RESIDES: **Puerta Plata, DR**

HIGH SCHOOL:

COLLEGE:

ACQUIRED: **Signed with Baltimore as a minor league free agent, 11/8/19**

MLB DEBUT:



CAREER HIGHS

HITS

4, 10x, last: 6/30/19 @ Nashville

RBI

5, 2x, last: 5/16/17 @ Erie

RUNS

3, 7x, last: 4/28/19 @ Corpus Christi

HOME RUNS

1, several times

STRIKEOUTS

4, 2x, last: 6/10/15 @ Bradenton

WALKS

3, 3x, last: 6/16/18 vs Las Vegas

STOLEN BASES

2, 7x, last: 4/18/18 @ Round Rock

HITTING STREAK

8 games, 4x, last: 2019

PERSONAL

- ◆ Signed by Baltimore to a minor league contract on 11/8/19.
- ◆ Originally signed by Philadelphia as a non-drafted free agent on 2/19/11.
- ◆ Signed with Baltimore as a minor league free agent on 11/28/17, but was selected by the Los Angeles Dodgers in the minor league portion of the Rule 5 Draft on 12/14/17. Played with the Dodgers in 2018 and re-signed with Los Angeles as a free agent on 3/1/19.
- ◆ Hometown of Loma de Cabrera is the second largest city in the province of Dajabón in the Dominican Republic. It is also the birthplace of three-time Major League All-Star Rafael Furcal and well-known merengue artist Fernando "El Mayimbe" Villalona.
- ◆ Has played for Estrellas de Oriente in the Dominican Winter League since the fall of 2014.

2019

- ◆ Split the season between Double-A Tulsa and Triple-A Oklahoma City in the Dodgers organization. Appeared in 94 games, batting .264 with four home runs and 46 RBI.
- ◆ Totaled 30 hits in 45 games with Oklahoma City, batting .231 over three stints.
- ◆ Totaled 17 multi-hit games in the season, 10 with Tulsa and seven with Oklahoma City.
- ◆ Registered four hits in a game for the 10th time in his career on 6/30 at Nashville. Tallied a triple, two RBI and two runs against the Sounds in the contest.
- ◆ Tied a career high with three runs scored, 4/28 at Corpus Christi.
- ◆ Tied a career-high with an eight-game hitting streak while with Tulsa, 5/9 - 5/19.
- ◆ Registered a season-high four RBI with a three-hit performance, 6/12 at Albuquerque.
- ◆ Batted .410 (16-39) vs Texas League left-handed pitchers while with Tulsa.
- ◆ Hit for a .311 average (14-45) in 14 games with the Drillers in August before being released.
- ◆ Played in six games with the Rockland Boulders of the independent Can-Am Association after being released by the Drillers on 8/20.

2018

- ◆ Split season between Double-A Tulsa and Triple-A Oklahoma City, batting .271 with 16 doubles, eight home runs and 48 RBI in 98 games.
- ◆ Registered 20 multi-hit games, including eight different games with three or more hits.
- ◆ Totaled nine hits over three games at Sacramento from 6/5-7 (included two four-hit games).
- ◆ Tied his career-high by walking three times, 6/8 at Fresno and 6/16 vs. Las Vegas.
- ◆ Batted .355 (22-62) in 16 road games with Tulsa. Also hit .298 (34-114) with four home runs and 26 RBI in 37 road games with Oklahoma City.
- ◆ Posted a third career eight-game hitting streak from 6/3 to 6/11. Totaled three or more hits in four games during the streak.
- ◆ Finished June batting .346 with the Triple-A Dodgers, totaling 27 hits in 22 games.
- ◆ Pitched 0.2 scoreless innings for Oklahoma City on 8/11 vs Memphis, allowing one hit.
- ◆ Appeared defensively at second base, third base and shortstop.

2017

- ◆ Split the year between Double-A Reading (80 games) and Triple-A Lehigh Valley (27 games) in the Phillies system, batting .291 with nine home runs and 55 RBI.
- ◆ Ranked among Phillies minor leaguers in doubles (T-7th, 24) and hits (T-8th, 116).
- ◆ His 88 hits with Reading ranked third on the team. Also ranked among Fightin' Phils leaders in doubles (4th, 19) and RBI (5th, 47).
- ◆ Registered three different four-hit games. Two with Reading (6/15 at Bowie, 7/17 at New Hampshire) and one with Lehigh Valley (8/30 at Syracuse).
- ◆ Matched a career-best with five RBI, 5/16 at Erie.
- ◆ Hit .320 against Eastern League left-handers and .333 in 39 home games with Reading.
- ◆ Batted .280 with eight RBI in 27 games with Lehigh Valley in first action at Triple-A level.

2016

- ◆ Spent the full season at Double-A Reading, batting .251 with 92 hits and 42 RBI in 101 games with the Fightin' Phils. Recorded 35 runs scored and 19 doubles.
- ◆ Finished a home run short of hitting for the cycle on 5/4 at New Hampshire, going 3-for-5 with two RBI. Also had a four-hit game on 4/10 vs Portland.
- ◆ Totaled 20 multi-hit games. Finished with the second most triples on Reading with five.
- ◆ Totaled 20 hits in 17 games for a .303 average and 11 RBI in the month of April.
- ◆ Batted .306 (49-160) with 10 doubles and 24 RBI in 46 home games.

CAREER HIGHLIGHTS

- ◆ Named a Florida State League Midseason All-Star in 2015
- ◆ Drove in five runs, 6/22/13 at Williamsburg.
- ◆ Has appeared defensively at every position except catcher and first base.



ÁNGELO MORA batted .280 in his first International League action, a 27-game stint with Lehigh Valley in 2017. He's appeared in 113 games with Oklahoma City the last two years. (Cheryl Pursell)

YR	TEAM	ORG	AVG	G	AB	R	H	2B	3B	HR	RBI	BB	SO	SB	CS	OBP	SLG	OPS
2011	DSL Phillies (R)	PHI	.246	54	171	21	42	7	3	0	18	10	29	7	5	.293	.322	.615
2012	GCL Phillies (R)	PHI	.271	40	155	20	42	7	2	0	8	9	32	14	5	.309	.342	.651
2013	Lakewood BlueClaws (A)	PHI	.214	110	407	45	87	16	3	3	34	39	87	17	9	.283	.290	.573
	Williamsport Crosscutters (A)	PHI	.286	7	28	5	8	2	0	2	7	2	5	4	1	.355	.571	.926
2014	Clearwater Threshers (A)	PHI	.227	107	353	27	80	14	4	3	25	27	81	3	8	.284	.314	.598
2015	Reading Fightin Phils (AA)	PHI	.327	37	113	23	37	6	4	3	18	16	27	0	3	.411	.531	.942
	Clearwater Threshers (A)	PHI	.304	61	227	21	69	11	6	0	21	8	28	4	4	.326	.405	.732
2016	Reading Fightin Phils (AA)	PHI	.251	101	367	35	92	19	5	4	42	29	79	3	1	.308	.362	.671
2017	Reading Fightin Phils (AA)	PHI	.295	80	298	42	88	19	3	9	47	24	60	4	2	.348	.470	.818
	Lehigh Valley IronPigs (AAA)	PHI	.280	27	100	12	28	5	0	0	8	2	19	1	0	.291	.330	.621
2018	Tulsa Drillers (AA)	LAD	.263	30	114	12	30	10	2	3	11	6	22	0	0	.300	.465	.765
	Oklahoma City Dodgers (AAA)	LAD	.275	68	200	24	55	6	2	5	37	17	42	5	3	.326	.400	.726
2019	Tulsa Drillers (AA)	LAD	.291	49	165	26	48	6	1	4	27	17	39	6	2	.355	.412	.767
	Oklahoma City Dodgers (AAA)	LAD	.231	45	130	15	30	8	2	0	19	6	30	0	0	.266	.323	.589
Minor League Totals			.260	816	2828	328	736	136	37	36	322	212	580	68	43	.312	.373	.685

Ryan Mountcastle

Ryan Lee Mountcastle

INFIELDER

BATS
RIGHT

THROWS
RIGHT

HEIGHT
6-3

WEIGHT
210

DOB
2/18/97

SERVICE TIME
0.000

BORN: **Winter Springs, FL**

RESIDES: **Winter Springs, FL**

HIGH SCHOOL: **Paul J. Hagerty High School (Oviedo, FL)**

COLLEGE:

ACQUIRED: **Selected by Baltimore in the 1st round (36th pick) of the 2015 draft**

MLB DEBUT:



@ryanmountcastle



CAREER HIGHS

HITS

5, 2x, last: 7/13/17 @ Buies Creek

RBI

5, 2x, last: 6/2/19 vs Louisville

RUNS

4, 5/26/17 vs Buies Creek

HOME RUNS

3, 2x, last: 6/2/19 vs Louisville

STRIKEOUTS

4, 8/28/18 @ Akron

WALKS

2, 8x, last: 8/6/19 vs Indianapolis

STOLEN BASES

2, 4/19/16 vs Greensboro

HITTING STREAK

15 games, 2019

PERSONAL

- Selected by Baltimore in the 1st round (36th overall) of the 2015 draft.
- Attended Paul J. Hagerty High School (FL), where he hit .500 with two home runs and 22 stolen bases as a high school senior. Had committed to the University of Central Florida before signing with the Orioles.
- Paul J. Hagerty HS has also produced NFL QB Jeff Driskel and current Phillies RHP Zach Eflin.

RANKING ON ORIOLAS TOP PROSPECT LISTS ENTERING 2020

#3 - Baseball Prospectus | #4 - MLB.com | #5 - Baseball America

RANKING ON NATIONAL TOP 100 LISTS ENTERING 2020

#57 - Baseball Prospectus | #94 - MLB.com

2019

- Spent season with Norfolk, where he hit .312 with 25 home runs and 83 RBI in 127 games.
- Entered year ranked among the Top 10 Orioles Prospects and Top 100 Overall Prospects by MLB.com (#2, #71), Baseball Prospectus (#2, #51) and Baseball America (#3, #90).
- Named the International League Most Valuable Player, Norfolk's first MVP as an Orioles affiliate and the sixth MVP in franchise history (first since Roberto Petagine in 1997).
- Named Orioles Brooks Robinson Minor League Player of the Year after leading O's minor leaguers in average (.312), home runs (25), RBI (83), OPS (.871), doubles (35), slugging (.527), extra-base hits (61) and total bases (274).
- Named Orioles Minor League Player of the Year by Baseball America.
- Honored as an Orioles organization All-Star by MiLB.com for the fifth straight season.
- Led International League with 162 hits, becoming the first Tides player to lead the league in hits since Mike Cervenak did so with 157 hits in 2007. The 162 hits tied for 6th in all of Minor League Baseball and were the 5th-most in Tides franchise history.
- Named International League Midseason and Postseason All-Star. Was just the fourth Tides position player to earn an IL Postseason All-Star nod since Norfolk became an O's affiliate in 2007, joining Oscar Salazar (2008), Dariel Alvarez (2015) and Pedro Alvarez (2017).
- Earned Orioles Minor League Player of the Month honors in July after batting .333 (36-108) with 11 doubles, four home runs, 15 runs and 15 RBI over 25 games.
- Ranked among IL leaders in hits (1st, 162), total bases (1st, 274), extra-base hits (2nd, 61), doubles (3rd, 35), RBI (5th, 83), average (5th, .312), runs (5th, 81) and slugging (6th, .527).
- Matched a Norfolk franchise record with three home runs, 6/2 vs. Louisville - one day after hitting a walk-off solo homer in an 8-7 win over Louisville. Was the first Tides player to homer three times in a game since Chase Lambin on 7/13/05.
- Since the Tides became an Orioles affiliate in 2007, no player has registered more hits (162) or runs (81) than Mountcastle recorded in 2019, while his .312 average was tied for the second-best recorded by a Tide as an O's affiliate (trailing Oscar Salazar, .316 in 2008).
- Named IL Batter of the Week for the week of 4/15 - 4/21 after hitting .370 with 11 RBI.
- Named O's Minor League Player of the Month in July (.333, 4 HR, 15 RBI in 25 games).
- Set a new career-high with a 15-game hitting streak, 7/16 - 7/31.
- Registered two four-hit games, 5/1 at Durham and 7/27 at Lehigh Valley.
- Hit .349 (52-149) with nine home runs and 27 RBI against left-handed pitching.

2018

- Rated as a Top 100 Prospect entering 2018 by *Baseball Prospectus* (#65), *Baseball America* (#71) and *MLB.com* (#98).
- Spent the season with Bowie, hitting .297 with 13 home runs and 59 RBI in 102 games.
- Named Eastern League Midseason All-Star and an Orioles Organization All-Star by MiLB.com.
- Selected to play in the MLB Futures Game, played at Nationals Park in Washington, DC.
- His .297 average ranked 4th among O's minor leaguers and 7th in the Eastern League.
- Opened the year on Bowie's disabled list with a hairline fracture in his right hand after being hit by a pitch during a minor league spring training game. First game played was 5/10.
- Batted .315 against Eastern League right-handers.
- Registered a career-high 13-game hitting streak from 6/27 - 7/12, batting .345 (19-55).
- Hit .311 with six home runs and 33 RBI in 53 home contests.
- Matched his career-high with four RBI, 5/22 vs. Altoona.

2017

- Split season between Frederick and Bowie, hitting .287 with 18 home runs and 62 RBI.
- Named a Carolina League Midseason and Postseason All-Star with Frederick after hitting .314 with 15 home runs and 47 RBI in 88 games.
- Led all of MiLB with 48 doubles and ranked 4th in MiLB with 67 extra-base hits.
- His .287 average ranked 9th among Orioles minor leaguers.
- Named MiLB.com Orioles Organization All-Star and a Baseball America High Class-A All-Star.
- Ranked among Carolina League leaders in average (1st, .314), extra-base hits (1st, 51), slugging % (1st, .542), doubles (T-2nd, 35), total bases (4th, 195) and HR/AB ratio (5th, 1/24.0).
- Went 4-4 with three solo home runs and four runs scored, 5/26 vs. Buies Creek; was the second Frederick player to ever homer three times in a game, following Austin Hays, who accomplished the feat just two days prior.
- Hit .376 (41-109) against Carolina League left-handed pitching.
- Promoted to Double-A Bowie on 7/20 and spent the remainder of the season there.
- Named to the Arizona Fall League Rising Stars Team after playing for Salt River.
- Ranked as the #2 prospect in the Orioles system after the season by Baseball America.

2016

- Spent year with Delmarva, where he hit .281 with 10 home runs and 51 RBI in 115 games.
- His .281 average ranked 11th in the South Atlantic League.
- At 19 years old, was 2.4 years younger than the average South Atlantic League player.
- Named an MiLB.com Orioles Organization All-Star.
- Recorded more multi-hit games (38) than hitless games (37).
- Had a career-high five hits and three runs scored on 6/6 at West Virginia.
- Named the South Atlantic League Player of the Week on 6/13.
- Set a career-high with four RBI on 6/29 vs. Greensboro (2-3, 2B, R, 4 RBI).
- Batted .379 (44-116) with a .425 on-base percentage against left-handed pitching.

2015

- Rated as the Best Athlete in the Orioles organization according to Baseball America.
- After the season, was rated as the No. 15 prospect in the GCL by Baseball America.
- Named an Orioles Organizational All-Star by MLB.com.
- Named the Organizational Player of the Month for June after batting .348 (31-89).

YR	TEAM	ORG	AVG	G	AB	R	H	2B	3B	HR	RBI	BB	SO	SB	CS	OBP	SLG	OPS	
2015	GCL Orioles (R)	BAL	.313	43	163	21	51	7	0	3	14	9	36	10	4	.349	.411	.760	
	Aberdeen IronBirds (A)	BAL	.212	10	33	2	7	0	0	1	5	0	10	0	1	.206	.303	.509	
2016	Delmarva Shorebirds (A)	BAL	.281	115	455	53	128	28	4	10	51	25	95	5	4	.319	.426	.745	
2017	Bowie Baysox (AA)	BAL	.222	39	153	18	34	13	0	3	15	3	35	0	0	.239	.366	.605	
	Frederick Keys (A)	BAL	.314	88	360	63	113	35	1	15	47	14	61	8	2	.343	.542	.885	
2018	Bowie Baysox (AA)	BAL	.297	102	394	63	117	19	4	13	59	26	79	2	0	.341	.464	.806	
2019	Norfolk Tides (AAA)	BAL	.312	127	520	81	162	35	1	25	83	24	130	2	1	.344	.527	.871	
Minor League Totals				.295	524	2078	301	612	137	10	70	274	101	446	27	12	.328	.471	.799

Zach Muckenhirn

Zachary Edward Muckenhirn

LEFT-HANDED PITCHER

BATS **LEFT** THROWS **LEFT** HEIGHT **6-1** WEIGHT **185** DOB **2/27/95** SERVICE TIME **0.000**

BORN: **Delano, MN** RESIDES: **Delano, MN**
 HIGH SCHOOL: **Delano High School (Delano, MN)**
 COLLEGE: **North Dakota (Grand Forks, ND)**
 ACQUIRED: **Selected by BAL in the 11th round of the 2016 draft**
 MLB DEBUT:



CAREER HIGHS

STRIKEOUTS	INNINGS	WALKS	HOME RUNS ALLOWED
8, 2x, last: 6/9/17 vs Kannapolis	7.0, 6/3/17 vs Hickory	5, 6/14/17 @ Lakewood	2, 3x, last: 8/6/17 @ West Virginia
RUNS ALLOWED	EARNED RUNS ALLOWED	HITS ALLOWED	PITCHES IN A GAME
9, 8/1/17 @ Kannapolis	8, 6/27/17 vs Hagerstown	12, 6/14/17 @ Lakewood	96, 7/7/17 @ Hickory

PERSONAL

- Selected by Baltimore in the 11th round of the 2016 draft.
- Attended the University of North Dakota. Played on the final baseball team at the university, as the school cut the baseball program due to budget cuts after the 2016 season. Went a career 11-19 with a 3.85 ERA in 38 starts for the Fighting Hawks.
- Was the highest draft pick in UND baseball history, breaking a mark that stood for nearly a half-century. The previous high pick out of UND was Alex Cooley, who was taken by the Oakland Athletics in the 17th round in 1968.
- Attended Delano High School in Minnesota, located about 30 miles west of Minneapolis.

2019

- Spent majority of the season with Double-A Bowie, going 3-5 with a 3.21 ERA in 37 games.
- Ranked second among O's farmhands with 41 pitching appearances.
- Among Bowie team leaders, ranked second in games (37) and tied for third in saves (5).
- Did not allow a run in 27 of his 37 appearances with Bowie.
- Held Eastern League batters to a .203 average, with right-handers hitting just .188.
- Posted a 1.59 ERA (4 ER, 17.0 IP) in 13 second half appearances for Bowie, including a 0.77 ERA (1 ER, 11.2 IP) over nine relief outings in August.
- Registered a season-high five strikeouts in a 3.0-inning appearance, 7/31 vs. Reading.
- Recorded a 2.53 ERA and limited EL batters to a .204 average in 20 home outings.
- Appeared in four games over two stints with Norfolk, posting a 17.18 ERA.

2018

- Appeared in 44 games between Delmarva (12 games), Frederick (12 games) and Bowie (20 games), combining to go 2-1 with eight saves and a 3.64 ERA over 64.1 innings.
- Ranked among O's minor league leaders in appearances (T-3rd, 44) and saves (T-6th, 8).
- Did not allow an earned run in 28 of his 44 appearances across the three levels.
- Opened the year with Delmarva and did not allow an earned run in 10 of 12 outings.
- Limited South Atlantic League batters to an .043 average (1-for-23) in May.
- Transferred to Frederick on 5/20 and posted a 2.21 ERA over 12 games with the Keys.
- Did not allow a run in nine of his 12 outings with Frederick.
- Posted a 0.73 ERA (1 ER, 12.1 IP) over six home contests with Frederick.
- Struck out a season-high six batters over 3.2 innings of shutout relief, 5/22 vs. Salem.
- Transferred to Bowie on 6/27 and spent the remainder of the season with the Baysox.
- Made longest relief appearance of the season in the final game on 9/2 versus Altoona, pitching 4.0 innings. Did not allow a run with one hit allowed and three strikeouts.

2017

- Spent most of year with Class-A Delmarva, going 4-9 with a 5.09 ERA in 22 games (21 GS).
- Ranked among O's minor leaguers in innings (8th, 124.2) and strikeouts (9th, 103).
- Allowed two earned runs or less in 11 of his 21 starts with Delmarva.
- Posted a 2.77 ERA over five starts in April, registering 21 strikeouts.
- Had career-best eight strikeouts on 4/12 at Greensboro and 6/9 vs. Kannapolis.
- Pitched a career-high 7.0 innings, 6/3 vs. Hickory.
- Made final five appearances of the season with Aberdeen, posting a 5.59 ERA.

2016

- Posted a 5-2 record with 2.43 ERA in 12 games (three starts) with Class-A Aberdeen.
- Made pro debut on 6/26 vs Connecticut, going 2.0 innings with three strikeouts.
- Allowed one earned run or less in 11 of his 12 appearances.
- Picked up first professional win on 7/8 at Wilmington, tossing 3.0 shutout innings of relief.
- Recorded a 1.80 ERA and 20 strikeouts over 15.0 innings of relief in August.
- Limited New York-Penn League left-handers to a .217 average.



ZACH MUCKENHIRN ranked second among Orioles minor leaguers with 41 relief appearances in 2019. He spent the majority of his season in Bowie, posting a 3.21 ERA. (Scott Sears/Norfolk Tides)

YR	TEAM	ORG	W-L	ERA	G	GS	CG	SHO	SV	IP	H	R	ER	HR	HB	BB	SO	WHIP	AVG
2016	Aberdeen IronBirds (A)	BAL	5-2	2.43	12	3	0	0	0	33.1	38	10	9	2	0	3	34	1.23	.299
2017	Delmarva Shorebirds (A)	BAL	4-9	5.09	22	21	0	0	0	115.0	156	80	65	12	4	34	89	1.65	.321
	Aberdeen IronBirds (A)	BAL	1-1	5.59	5	0	0	0	0	9.2	8	7	6	1	0	2	14	1.03	.222
2018	Bowie Baysox (AA)	BAL	0-0	5.67	20	0	0	0	1	27.0	26	17	17	1	0	18	27	1.63	.252
	Delmarva Shorebirds (A)	BAL	1-0	2.12	12	0	0	0	3	17.0	11	5	4	0	1	6	27	1.00	.172
	Frederick Keys (A)	BAL	1-1	2.21	12	0	0	0	4	20.1	16	5	5	1	0	4	25	0.98	.219
2019	Bowie Baysox (AA)	BAL	3-5	3.21	37	0	0	0	5	53.1	39	22	19	3	1	24	65	1.18	.203
	Norfolk Tides (AAA)	BAL	0-1	17.18	4	0	0	0	0	3.2	9	7	7	1	0	4	8	3.55	.450
Minor League Totals			15-19	4.25	124	24	0	0	13	279.1	303	153	132	21	6	95	289	1.42	.275

Cedric Mullins

Boyce Cedric Mullins

OUTFIELDER

BATS **RIGHT** THROWS **RIGHT** HEIGHT **5-8** WEIGHT **175** DOB **10/1/94** SERVICE TIME **0.078**

BORN: Greensboro, NC

RESIDES: Snellville, GA


HIGH SCHOOL: Brookwood High School (Snellville, GA)

COLLEGE: Campbell (Buies Creek, NC)

ACQUIRED: Selected by BAL in the 13th round of the 2015 draft

MLB DEBUT: For BAL on 8/10/18 vs BOS (4 AB, 3 H, 2 RBI)

 @cedmull30

 @cedric_mullins



CAREER HIGHS

HITS	RBI	RUNS	HOME RUNS
4, 7x, last: 9/16/18 vs Chicago (AL)	4, 5/20/18 @ Trenton	4, 5x, last: 8/29/19 @ Reading	1, several times
STRIKEOUTS	WALKS	STOLEN BASES	HITTING STREAK
4, 2x, last: 5/15/19 @ Toledo	2, several times	2, 8x, last: 8/9/19 @ Richmond	19 games, 2016

PERSONAL

- Selected by Baltimore in the 13th round of the 2015 draft.
- Attended Campbell University, where he was named Second Team Atlantic All-Region by the ABCA and Second Team All-Big South after his 2015 campaign.
- Campbell University has also produced Hall of Fame pitcher Gaylord Perry, who ranks 8th all-time with 3,534 strikeouts.
- Attended junior college at Louisburg College in North Carolina prior to Campbell.
- Graduated from Brookwood High School (GA), where he was a First Team All-County center fielder his senior year. Was a high school teammate of current Reds RHP Lucas Sims. Brookwood HS counts longtime NFL placekicker Jason Elam among its notable alumni.

2019

- Made Baltimore's Opening Day roster and started in center field, the first player to start in center field other than Adam Jones since 2007 (Corey Patterson).
- Appeared in 22 games for Baltimore before being optioned to Norfolk on 4/22.
- Registered two triples and three RBI, 4/8 vs. Oakland.
- Played in 117 Minor League games between Norfolk and Double-A Bowie, batting .233 with 10 home runs, 42 RBI and 33 stolen bases.
- Ranked among Orioles minor leaguers in stolen bases (T-1st, 33), runs (5th, 75), walks (T-6th, 47) and hits (9th, 109).
- Appeared in 66 games with Norfolk, batting .205 with five home runs and eight doubles.
- Transferred to Bowie on 7/11 and spent the rest of the season with the Baysox, hitting .271 with 11 doubles, 18 RBI and 35 runs scored in 51 games.
- Matched a career-high with four runs scored, 8/29 at Reading.
- Had four multi-steal games on the season - three of which came with Bowie.
- Hit for the cycle in Game 4 of the Western Division Championship Series against Harrisburg (5-for-6, 2B, 3B, HR, 3 R, 3 RBI, SB), becoming the first Baysox player to hit for the cycle since Manny Machado in 2012. The win moved the Baysox into the Eastern League title series.
- Hit .353 (12-34) with five extra-base hits, 10 runs and five RBI in eight EL playoff games.

2018

- Ranked by MLB.com as the #7 prospect in the Orioles organization entering the season. Also rated by Baseball America as the Fastest Baserunner and Best Athlete in the O's system.
- Split the year between Bowie and Norfolk, hitting .289 with 12 home runs, 29 doubles and 21 stolen bases in 109 minor league games before receiving a promotion to Baltimore.
- Named Orioles Brooks Robinson Minor League Player of the Year.
- Named an Orioles Organizational All-Star by MLB.com
- Named a Double-A All-Star by Baseball America after hitting .313 with six home runs, 29 RBI and 12 doubles in 49 games with Bowie.
- Homered and drove in a career-high four RBI, 5/20 at Trenton.
- Named EL Player of the Week on 5/27 - then recorded four hits that night at Binghamton.
- Hit safely in 38 of his 49 games with Bowie before being promoted to Norfolk on 6/1.

2018

- Batted .269 with six home runs, 17 doubles, 19 RBI and 41 runs in 60 games with Norfolk.
- Made a diving catch on 7/25 that ranked as the #4 play on SportsCenter's Top 10 Plays.
- Was a perfect 12-12 in stolen base attempts for Norfolk, leading the team.
- Matched a career-high with four runs in a game, 6/22 at Louisville.
- Registered a 15-game hitting streak from 6/27 - 7/15, the longest by a Tide in 2018.
- Had contract selected by Baltimore on 8/10 and made his MLB debut that night vs. Boston, going 3-4 with two doubles, two RBI, a walk and three runs. Was the first player in Orioles history to record three hits in their MLB debut, and was the second player in O's history to record at least two hits, two runs and two RBI in their debut (Brent Bowers, 1996).
- Hit first MLB home run on 8/18 at Cleveland, a solo shot off of Neil Ramirez.
- Went 4-5 with a double, RBI and his first career stolen base, 9/16 vs. CWS.
- Hit his first MLB leadoff home run on 8/31 at Kansas City. Belted another leadoff home run on 9/18 vs. Toronto - his first career home run at Camden Yards.
- At the time of his promotion to Baltimore (8/10), his 127 hits ranked 2nd among Orioles minor leaguers (behind Ryan McKenna's 135 hits).

2017

- Spent the year with Bowie, hitting .265 with 13 home runs and 37 RBI in 76 games.
- Opened the season with four hits - including a home run, triple, two RBI and four runs scored - on Opening Night at Akron.
- Started the year with a 10-game hitting streak, over which he batted .455 (20-44).
- Named Eastern League Player of the Week on 4/16.
- Had two disabled list stints with hamstring injuries: 4/21-6/4, 7/6-7/23.
- Batted .318 (55-173) with 13 doubles, eight home runs and 24 RBI before the All-Star break.
- Hit a game-tying homer with two outs in the bottom of the ninth inning, 8/22 vs Reading.
- Batted .455 with a double, home run and RBI in three postseason games for the Baysox.
- Rated by Baseball America as the No. 9 prospect in the Orioles system after the season.

2016

- Played the season with Delmarva, hitting .273 with 14 home runs and 55 runs batted in.
- Named an Orioles Organizational All-Star by MLB.com.
- Hit safely in a career-high 19 straight games from 7/24 to 8/19.
- Led the team with 30 stolen bases.
- Finished 3rd in the South Atlantic League in hits (141), doubles (37) and runs scored (79) while finishing 2nd in at-bats (517), extra-base hits (61), and triples (10).
- Named South Atlantic League Batter of the Week for the week of 8/29 to 9/4.

2015

- Started his pro career with Aberdeen where he appeared in 68 games for the Ironbirds.
- Went 2-3 with a double, walk, RBI and run scored in his pro debut, 6/19 vs Hudson Valley.
- Stole 17 bases and was caught stealing four times.

YR	TEAM	ORG	AVG	G	AB	R	H	2B	3B	HR	RBI	BB	SO	SB	CS	OBP	SLG	OPS	
2015	Aberdeen IronBirds (A)	BAL	.264	68	277	34	73	15	5	2	32	22	33	17	4	.333	.375	.709	
2016	Delmarva Shorebirds (A)	BAL	.273	124	517	79	141	37	10	14	55	37	101	30	6	.321	.464	.785	
2017	Bowie Baysox (AA)	BAL	.265	76	309	53	82	19	1	13	37	27	58	9	7	.319	.460	.778	
2018	BALTIMORE ORIOLES (AL)	BAL	.235	45	170	23	40	9	0	4	11	17	37	2	3	.312	.359	.671	
	Bowie Baysox (AA)	BAL	.313	49	201	36	63	12	5	6	28	15	28	9	1	.362	.512	.875	
	Norfolk Tides (AAA)	BAL	.269	60	242	41	65	17	3	6	19	22	39	12	0	.333	.438	.771	
2019	BALTIMORE ORIOLES (AL)	BAL	.094	22	64	7	6	0	2	0	4	4	14	1	0	.181	.156	.337	
	Bowie Baysox (AA)	BAL	.271	51	199	35	54	11	0	5	18	22	31	20	3	.341	.402	.743	
	Norfolk Tides (AAA)	BAL	.205	66	268	40	55	8	2	5	24	25	51	13	4	.272	.306	.578	
Major League Totals				.197	67	234	30	46	9	2	4	15	21	51	3	.276	.303	.579	
Minor League Totals				.265	494	2013	318	533	119	26	51	213	170	341	110	25	.323	.426	.749

TJ Nichting

Timothy J. Nichting

OUTFIELDER

BATS **BOTH** THROWS **RIGHT** HEIGHT **5-11** WEIGHT **185** DOB **1/13/95** SERVICE TIME **0.000**

BORN: **Hamilton, OH** RESIDES: **Charlotte, NC**
 HIGH SCHOOL: **Badin High School (Hamilton, OH)**
 COLLEGE: **UNC Charlotte (Charlotte, NC)**
 ACQUIRED: **Selected by BAL in the 9th round of the 2017 draft**
 MLB DEBUT:

@TJNichting
 @tjnichting



CAREER HIGHS

HITS

4, 3x, last: 5/18/19 vs Erie

STRIKEOUTS

3, 7/4/19 vs Harrisburg

RBI

4, 9/2/18 vs Myrtle Beach

WALKS

3, 7/5/17 vs Lowell

RUNS

3, 5/8/19 @ Altoona

STOLEN BASES

2, 2x, last: 7/31/19 vs Reading

HOME RUNS

1, multiple times

HITTING STREAK

13 games, 2017

PERSONAL

- Selected by Baltimore in the ninth round of the 2017 draft.
- Attended the University of North Carolina at Charlotte, where he was selected as First Team Conference USA during his senior year in 2017. Finished his career with 66 doubles for the 49ers, the third-most in program history. Was NCSIA All-State Second Team during his junior year, and was named to the Conference USA All-Freshman Team in 2014.
- Was a teammate of fellow O's farmhand OF Zach Jarrett at UNC-Charlotte. Jarrett was also chosen by the Orioles in the 2017 draft (selected in the 28th round).
- Named a 2014 Great Lakes Summer Collegiate League All-Star. Played for Hamilton Joes.
- Graduated from Badin High School in Hamilton, OH. Was an All-State performer and was named the Greater Catholic League Player of the Year in 2013. Academically, was selected as the school's Business and Technology Student of the Year.
- Notable alumni from Badin High School include 2009 NL Manager of the Year Jim Tracy and 1979 World Series Champion Kent Tekulve.
- Played in the 2007 Little League World Series for Hamilton, OH, which was coached by his father, Tim. Tim has coached in four Little League World Series for Hamilton: 1991, 1993, 2007 and 2010. The 1991 team included former NFL quarterback Chad Pennington.

2019

- Spent year with Double-A Bowie, hitting .256 with six home runs and 34 RBI in 105 games.
- Ranked among qualifying Bowie leaders in average (2nd, .256) and slugging (4th, .375).
- Set a career-high with four hits, 5/18 vs. Erie. Finished a home run short of the cycle.
- Registered 23 multi-hit contests, including four games with three hits or more.
- Set a career-best with three runs scored, 5/8 at Altoona.
- Batted .305 (57-187) with two home runs and 19 RBI in 55 home games for Bowie.
- Made just error in the outfield over 773.1 innings and 202 total chances. Registered seven outfield assists.
- Went 8-for-12 (.667 average) over a three-game set vs. Erie, 5/16 - 5/19.
- Appeared in eight games for Surprise in the Arizona Fall League, batting .273 (6-22).

2018

- Split the year between Class-A Delmarva and Class-A Frederick, combining to hit .274 with 36 doubles, five home runs and 52 RBI in 133 games.
- Led Orioles minor leaguers with 36 doubles. Also ranked among O's farmhands in hits (5th, 137), extra-base hits (7th, 42), total bases (8th, 190) and runs (12th, 62).
- Registered 38 multi-hit games between the two levels, including 24 at Frederick.
- Began the year with Delmarva, hitting .326 with 10 doubles and 20 RBI in 36 games. Hit safely in 28 of his 36 games in the South Atlantic League.
- Finished a home run shy of hitting for the cycle, 4/17 at Hagerstown.
- Put together a 10-game hitting streak from 4/13 - 4/23.
- Hit .397 (25-63) with seven doubles and 12 RBI in 15 road games with Delmarva.
- Assigned to Frederick on 5/15 and spent the rest of the season with the Keys.
- Had two four-hit games with the Keys: 5/23 vs. Salem and 6/28 vs. Winston-Salem.
- Batted .311 (28-90) with eight doubles, nine RBI and a .347 OBP in June.
- Played all three outfield positions with the Keys and committed just one error in 224 total chances. Also registered 10 outfield assists.
- Hit a walk-off, 10th inning grand slam in an 8-4 win, 9/2 vs. Myrtle Beach. The four RBI established a new career-high.

2017

- Appeared in 62 games in first professional season with Single-A Aberdeen. Batted .271 with 12 doubles, three home runs and 35 RBI.
- Named New York-Penn League Player of the Week on 8/27 after recording nine hits in the previous six games. Also totaled two doubles, a triple and two home runs in that span.
- Led the IronBirds in RBI(35) and hits (65). Also ranked among team leaders in home runs (T-2nd, 3), total bases (2nd, 90), doubles (3rd, 12) and extra-base hits (3rd, 17).
- Recorded first hit on 6/30 vs Brooklyn and had a hit in the next nine games.
- Set a career high with a 13-game hitting streak from 7/27 to 8/9. Seven of those 13 games were multi-hit games, and he registered three doubles over the streak.
- Hit first professional home run on 7/31 vs Brooklyn, a three-run shot.
- Batted .314 with 19 RBI in 29 home games with the IronBirds.



TJ NICHTING hit .256 over 105 games with Double-A Bowie in 2019. He also paced Orioles minor leaguers with 36 doubles during the 2018 campaign. (Michael R. Smith/The Prince George's Sentinel)

YR	TEAM	ORG	AVG	G	AB	R	H	2B	3B	HR	RBI	BB	SO	SB	CS	OBP	SLG	OPS
2017	Aberdeen IronBirds (A)	BAL	.271	62	240	27	65	12	2	3	35	10	39	13	4	.307	.375	.682
2018	Delmarva Shorebirds (A)	BAL	.326	36	144	21	47	10	1	1	20	7	25	1	3	.359	.431	.790
	Frederick Keys (A)	BAL	.253	97	356	41	90	26	0	4	32	13	56	4	7	.279	.360	.638
2019	Bowie Baysox (AA)	BAL	.256	105	352	40	90	18	3	6	34	16	70	7	2	.293	.375	.668
Minor League Totals			.267	300	1092	129	292	66	6	14	121	46	190	25	16	.300	.377	.678

Luis Ortiz

Luis Francisco Ortiz

RIGHT-HANDED PITCHER

BATS **RIGHT** THROWS **RIGHT** HEIGHT **6-3** WEIGHT **230** DOB **9/22/95** SERVICE TIME **0.029**

BORN: **Sanger, CA** RESIDES: **Sanger, CA**
 HIGH SCHOOL: **Sanger High School (Sanger, CA)**
 COLLEGE:
 ACQUIRED: **Trade with MIL (with 2 others) for Jonathan Schoop on 7/31/18**
 MLB DEBUT: **For BAL on 9/7/18 vs TB (0.2 IP, 3 H, 3 ER, 2 BB, 0 K)**



CAREER HIGHS

STRIKEOUTS 10, 4/17/18 @ Mobile	INNINGS 7.0, 2x, last: 6/7/19 @ Columbus	WALKS 5, 2x, last: 6/14/19 vs Boston	HOME RUNS ALLOWED 3, 4x, last: 6/7/19 @ Columbus
RUNS ALLOWED 9, 8/7/18 vs DSL Brewers	EARNED RUNS ALLOWED 8, 8/7/18 vs DSL Brewers	HITS ALLOWED 10, 2x, last: 7/25/18 @ DSL Phillies	PITCHES IN A GAME 100, 5/28/19 vs Columbus

PERSONAL

- ◆ Acquired by Baltimore from the Milwaukee Brewers, along with IF Jonathan Villar and IF Jean Carmona, in exchange for IF Jonathan Schoop, 7/31/18.
- ◆ Originally drafted by the Texas Rangers in the 1st round (30th overall) of the 2014 draft.
- ◆ Was committed to play at Fresno State before signing with Texas out of high school.
- ◆ Traded by Texas to Milwaukee, along with OF Lewis Brinson and OF Ryan Cordell, in exchange for C Jonathan Lucroy and RHP Jeremy Jeffress, 8/1/16.
- ◆ Attended Sanger Union High School (CA), where he posted a 1.04 ERA with 72 strikeouts in 43.2 innings as a senior.
- ◆ Won a gold medal as the closer for the 18-and-under USA Baseball national team in 2013.

2019

- ◆ Entered the season ranked among the Top Orioles Prospects by Baseball Prospectus (#9), Baseball America (#13) and MLB.com (#19).
- ◆ Spent most of his season with Norfolk, going 3-7 with a 6.38 ERA over 14 starts.
- ◆ Allowed one earned run or fewer in four of his first six starts, posting a 4.26 ERA.
- ◆ Registered at least seven strikeouts in three straight starts, 5/28 - 6/7.
- ◆ Matched his career-high with 7.0 innings pitched, 6/7 at Columbus.
- ◆ Recalled two different times by the Orioles and pitched once - a start at Boston on 6/14.
- ◆ Recorded his first big league punchout on 6/14 at Boston (Andrew Benintendi).
- ◆ Placed on Norfolk's Injured List on 7/4. Made only one more appearance the rest of the year, a rehab start with the GCL Orioles on 8/15.
- ◆ Outrighted to Norfolk on 10/30.

2018

- ◆ Opened the year rated as the #4 prospect in the Brewers system by Baseball America.
- ◆ Started year at Double-A Biloxi, where he went 3-4 with a 3.71 ERA in 16 games (11 starts).
- ◆ Earned an MLB Futures Game selection. Threw one pitch in the contest, getting OF Yusniel Diaz (who would later be acquired by Baltimore as part of a package for IF Manny Machado) to ground out to end the contest as Team USA won 10-6.
- ◆ Struck out a career-high 10 batters and threw a career-high 95 pitches, 4/17 at Mobile.
- ◆ Allowed three earned runs or less in 14 of his 16 appearances with the Shuckers.
- ◆ Went 2-1 with a 2.74 ERA, 18 strikeouts and just two walks in five starts for Biloxi in July.
- ◆ Acquired by Baltimore on 7/31 and joined Norfolk on 8/3. When he joined the Tides he was the youngest player on Norfolk's roster (22) and the #7 prospect in the O's system.
- ◆ Earned his first Triple-A victory on 8/10 vs. Columbus after allowing one run over 6.0 IP.
- ◆ Allowed three earned runs or less in each of his first five starts with Norfolk.
- ◆ Had his contract selected by Baltimore on 9/4 and made his MLB debut on 9/7 at Tampa Bay. Made his first big league start on 9/14 vs. the Chicago White Sox.

2017

- ◆ Opened the year rated as the #3 prospect in the Brewers system by Baseball America.
- ◆ Spent the season with Double-A Biloxi, going 4-7 with a 4.01 ERA in 22 games (20 starts).
- ◆ Held Southern League hitters to a .227 batting average, with right-handers hitting .206.
- ◆ Had two starts without allowing a hit: 4/15 vs. Pensacola (5.0 IP) and 5/16 vs. Mississippi (5.0 IP).
- ◆ Registered as many strikeouts (79) as hits allowed (79) over 94.1 IP.
- ◆ Set a career-high with 7.0 innings pitched in a win at Pensacola, 7/25.
- ◆ Picked up a complete game shutout (6.0 IP) in a rain-shortened win vs. Mobile, 7/2.

2016

- ◆ Opened the year rated as the #4 prospect in the Rangers system by Baseball America.
- ◆ Began the season with Class-A High Desert, posting a 2.60 ERA in seven games (six starts) with the Mavericks before being promoted to Double-A Frisco on 5/20.
- ◆ After trade to Milwaukee, did not allow an earned run in first four starts with Biloxi (17.1 IP).
- ◆ Went 2-2 with a 1.93 ERA in six starts with Biloxi, holding right-handers to a .196 average.

2015

- ◆ Entered the season ranked as the #9 prospect in the Texas system by Baseball America.
- ◆ Went 4-1 with a 1.80 ERA in 13 starts with Class-A Hickory, allowing two earned runs or less in 12 of his 13 starts with the Crawdads.
- ◆ Named a South Atlantic League Midseason All-Star.
- ◆ Spent over two months on the disabled list (6/21 - 8/31) with a right forearm strain.

2014

- ◆ Went 1-1 with a 1.77 ERA and one save in nine games (six starts) between Rookie Arizona and Class-A Hickory during first professional season.
- ◆ Finished season ranked as the Rangers' No. 12 prospect according to MLB.com.



LUIS ORTIZ participated in the 2018 MLB Futures Game and entered 2019 rated as the #9 prospect in the Orioles system by Baseball Prospectus. (Les Treagus/Norfolk Tides)

YR	TEAM	ORG	W-L	ERA	G	GS	CG	SHO	SV	IP	H	R	ER	HR	HB	BB	SO	WHIP	AVG
2014	Hickory Crawdads (A)	TEX	0-0	1.29	3	1	0	0	1	7.0	4	1	1	1	0	3	4	1.00	.154
	AZL Rangers (R)	TEX	1-1	2.03	6	5	0	0	0	13.1	12	3	3	0	1	3	15	1.13	.240
2015	Hickory Crawdads (A)	TEX	4-1	1.80	13	13	0	0	0	50.0	45	12	10	1	1	9	46	1.08	.238
2016	Frisco RoughRiders (AA)	TEX	1-4	4.08	9	8	0	0	1	39.2	47	25	18	3	5	7	34	1.36	.296
	High Desert Mavericks (A)	TEX	3-2	2.60	7	6	0	0	0	27.2	23	14	8	4	0	6	28	1.05	.221
	Biloxi Shuckers (AA)	MIL	2-2	1.93	6	6	0	0	0	23.1	26	7	5	2	0	10	16	1.54	.280
2017	Biloxi Shuckers (AA)	MIL	4-7	4.01	22	20	1	1	0	94.1	79	42	42	12	4	37	79	1.23	.227
2018	BALTIMORE ORIOLES (AL)	BAL	0-1	15.43	2	1	0	0	0	2.1	7	6	4	0	0	3	0	4.29	.500
	Biloxi Shuckers (AA)	MIL	3-4	3.71	16	11	0	0	2	68.0	63	31	28	7	4	18	65	1.19	.240
	Norfolk Tides (AAA)	BAL	2-1	3.69	6	6	0	0	0	31.2	34	13	13	4	1	8	21	1.33	.274
2019	BALTIMORE ORIOLES (AL)	BAL	0-1	10.80	1	1	0	0	0	3.1	4	4	4	2	0	5	3	2.70	.308
	Norfolk Tides (AAA)	BAL	3-7	6.38	14	14	0	0	0	66.1	77	56	47	15	2	31	47	1.63	.289
	GCL Orioles (R)	BAL	0-0	0.00	1	0	0	0	0	1.0	0	0	0	0	0	0	3	0.00	.000
Major League Totals			0-2	12.71	3	2	0	0	0	5.2	11	10	8	2	0	8	3	3.35	.407
Minor League Totals			23-29	3.73	103	90	1	1	4	422.1	410	204	175	49	18	132	358	1.28	.252

Preston Palmeiro

Preston Connor Palmeiro (pall-MARE-oh)

INFILDER

BATS **LEFT** THROWS **RIGHT** HEIGHT **5-11** WEIGHT **180** DOB **1/22/95** SERVICE TIME **0.000**

BORN: **Colleyville, TX** RESIDES: **Colleyville, TX**
 HIGH SCHOOL: **Heritage High School (Frisco, TX)**
 COLLEGE: **NC State (Raleigh, NC)**
 ACQUIRED: **Selected by BAL in the 7th round of the 2016 draft**
 MLB DEBUT:



@prestonpalmeiro



CAREER HIGHS

HITS

4, 8/24/16 @ Staten Island

RBI

5, 2x, last: 5/20/18 vs Myrtle Beach

RUNS

3, 3x, last: 4/30/19 vs Richmond

HOME RUNS

2, 5/31/17 @ Hagerstown

STRIKEOUTS

4, 4/18/19 @ Akron

WALKS

3, 3x, last: 4/10/18 @ Carolina

STOLEN BASES

1, several times

HITTING STREAK

16 games, 2018

PERSONAL

- Selected by Baltimore in the 7th round of the 2016 draft.
- Attended North Carolina State University, where he hit .337 with nine home runs and a .539 slugging percentage during his junior season. Was named to the 2014 ACC Academic Honor Roll.
- Attended Heritage High School in Frisco, TX, where he was named to Perfect Game USA's All-Texas Regional Team. Batted .387 with a .524 OBP during his senior season.
- Is the son of Rafael Palmeiro, a four-time MLB All-Star and three-time Gold Glove winner. Over a 20-year career with the Cubs, Rangers, Orioles and Rangers, Rafael batted .288 with 569 home runs, 3,020 hits and 1,835 runs batted in. He is just one of six players in history to register 500 home runs and 3,000 hits, joining Hank Aaron, Alex Rodriguez, Willie Mays, Eddie Murray and Albert Pujols.

2019

- Spent the year with Double-A Bowie, hitting .237 with five homers, 21 doubles and 42 RBI.
- Ranked 16th among O's farmhands with 21 doubles and 17th with 50 runs scored.
- Batted .286 with seven doubles and a .338 OBP in 36 games after the All-Star break.
- His 50 runs ranked third on the Baysox, while his 21 doubles ranked fifth on the club.
- Registered 19 multi-hit games for the Baysox, including six three-hit games.
- Finished a home run short of hitting for the cycle, 5/24 at Erie.
- Scored a season-high three runs in game one of a doubleheader, 4/30 vs. Richmond.
- Batted .258 (8-31) with a homer and six RBI in eight postseason games for Bowie.

2018

- Spent the season with Class-A Frederick, batting .251 with 17 home runs, 19 doubles and 64 RBI in 131 games.
- Ranked among Carolina League leaders in total bases (3rd, 198), at-bats (4th, 486) and games played (T-4th, 131).
- His 17 home runs tied for third among Orioles minor leaguers.
- Named a Carolina League Midseason All-Star and collected an RBI double in the contest.
- Logged a career-best 16-game hitting streak from 5/7 - 5/24, over which he hit .323 with three home runs, 13 RBI and a .392 on-base percentage. The streak was the 3rd-longest in the Carolina League in 2018, trailing two 18-game hitting streaks.
- Reached base safely in 23 consecutive home games from 4/14 - 5/24.
- Appeared defensively at second base (109 games) and first base (20 games).
- Matched career-highs with three walks and three runs scored, 4/10 at Carolina.
- Hit a grand slam and set a career-high with five RBI, 5/20 vs. Myrtle Beach.
- Registered 30 multi-hit games, including nine different three-hit contests.

2017

- Spent the year with Delmarva, batting .253 with 13 home runs and 77 RBI in 127 games.
- Ranked among South Atlantic League leaders in at-bats (4th, 491), RBI (5th, 77) and games played (5th, 127). His 77 runs batted in ranked 6th among Orioles minor leaguers.
- Hit safely in a team-high 13-straight games from 7/20 - 8/3, hitting .314 with three doubles, one home run, seven runs scored and 12 RBI during that stretch.
- Slugged his first professional home run on 4/12 at Greensboro, a first inning grand slam.
- Recorded a season-high five RBI on 8/15 at Greensboro, going 3-5 with two doubles, one home run, five RBI and three runs scored.
- Batted .307 (42-137) with runners in scoring position.

2016

- Appeared in 34 games for Aberdeen, batting .258 with six doubles and 18 RBI.
- Made his professional debut in Game 1 of a doubleheader on 7/29 vs. Mahoning Valley. Went 2-3 with a run scored, RBI, and stolen base in Game 2 of that twinbill.
- Set season-highs in hits (four), doubles (two), runs (two), & RBI (four), 8/24 at Staten Island.
- Batted .313 (10-32) against left-handed pitchers and .308 (16-52) in 14 road games.



PRESTON PALMEIRO spent the 2019 campaign at Double-A Bowie, where he recorded 21 doubles and drove in 42 runs over 105 games. (Michael R. Smith/The Prince George's Sentinel).

YR	TEAM	ORG	AVG	G	AB	R	H	2B	3B	HR	RBI	BB	SO	SB	CS	OBP	SLG	OPS
2016	Aberdeen IronBirds (A)	BAL	.258	34	128	13	33	6	1	0	18	8	36	2	2	.301	.320	.622
2017	Delmarva Shorebirds (A)	BAL	.253	127	491	55	124	27	3	13	77	43	133	1	2	.319	.399	.718
2018	Frederick Keys (A)	BAL	.251	131	494	62	124	19	2	17	64	39	105	0	1	.309	.401	.709
2019	Bowie Baysox (AA)	BAL	.237	105	350	50	83	21	1	5	42	26	85	2	1	.289	.346	.634
Minor League Totals				.249	397	1463	180	364	73	7	35	201	116	359	5	.307	.380	.687

Evan Phillips

Evan John Phillips

RIGHT-HANDED PITCHER

BATS **RIGHT** THROWS **RIGHT** HEIGHT **6-2** WEIGHT **215** DOB **9/11/94** SERVICE TIME **0.133**

BORN: **Salisbury, MD**


RESIDES: **Clayton, NC**


HIGH SCHOOL: **Clayton High School (Clayton, NC)**

COLLEGE: **UNC Wilmington (Wilmington, NC)**

ACQUIRED: **Trade with ATL (with 3 others) for RHPs Kevin Gausman & Darren O'Day, 7/31/18**

MLB DEBUT: **For ATL on 7/3/18 vs NYY (2.1 IP, 1 H, 2 ER, 2 BB, 1 K)**

 **@EvanPhillips36**

 **@evan_phillips33**



CAREER HIGHS

STRIKEOUTS

6, 5/17/18 @ Colorado

INNINGS

3.0, 4/9/19 vs Oakland

WALKS

4, 7/25/17 @ Lehigh Valley

HOME RUNS ALLOWED

2, 2x, last: 7/8/18 @ Milwaukee

RUNS ALLOWED

6, 4/13/17 @ Tennessee

EARNED RUNS ALLOWED

6, 4/13/17 @ Tennessee

HITS ALLOWED

5, 3x, last: 7/24/19 @ Rochester

PITCHES IN A GAME

58, 7/25/17 @ Lehigh Valley

PERSONAL

- ◆ Acquired by Baltimore from Atlanta, along with C Brett Cumberland, IF Jean Encarnacion and LHP Bruce Zimmerman, in exchange for RHPs Kevin Gausman & Darren O'Day, 7/31/18.
- ◆ Originally selected by Atlanta in the 17th round of the 2015. Was chosen by Kansas City in the 33rd round of the 2012 draft but did not sign.
- ◆ Attended the University of North Carolina at Wilmington, where he earned CAA All-Tournament honors during his junior season. Notable alumni from UNCW include University of Kentucky basketball coach John Calipari and former Tides RHP Jason Roach.
- ◆ Attended Clayton High School (NC), which also produced All-Star RHP Chris Archer.
- ◆ Born in Salisbury, MD, which is approximately halfway between Harbor Park and Oriole Park at Camden Yards.

2019

- ◆ Split the year between Baltimore and Norfolk. Went 0-1 with a 6.43 ERA in 25 games with the Orioles and 1-2 with a 3.86 ERA in 27 appearances with the Tides.
- ◆ Had eight different stints with the Orioles during the season.
- ◆ 12 of his 25 appearances with Baltimore were scoreless.
- ◆ Averaged 12.86 strikeouts per nine IP with Baltimore (40 strikeouts in 28.0 innings).
- ◆ Did not allow an earned run in 18 of his 27 relief outings with Norfolk.
- ◆ Set a career-high with 3.0 innings pitched, 4/9 vs. Oakland. (3.0 IP, 1 H, 1 BB, 0 R, 4 K).
- ◆ Major League batters hit just .100 (2-20) against him when leading off the inning.
- ◆ Posted a 0.73 ERA (1 ER, 12.1 IP) with 15 strikeouts in seven games for Norfolk in August.
- ◆ His 27 appearances ranked fifth among Tides relievers.
- ◆ Went 1-0 with a 2.11 ERA (5 ER, 21.1 IP) in 13 games for Norfolk after the All-Star break.
- ◆ Held International League left-handers to a .161 average (9-56) with 11 strikeouts.

2018

- ◆ Began year with Triple-A Gwinnett, going 4-4 with eight saves and a 1.99 ERA in 31 games.
- ◆ Struck out 59 batters in 40.2 innings with Gwinnett.
- ◆ Did not allow an earned run in 27 of 31 outings on the season with the Stripers.
- ◆ Recorded a career-high six strikeouts in 2.0 hitless innings of relief, 5/17 at Columbus.
- ◆ Held opposing hitters to a .199 batting average on the season with Gwinnett.
- ◆ Had his contract selected by Atlanta on 6/24, but did not appear in a game before being optioned to Gwinnett on 6/25. Recalled again on 7/2 and made his MLB debut on 7/3 at Yankee Stadium, allowing two runs on one hit over 2.1 innings (matching a career-high).
- ◆ Appeared in four games with Atlanta before being traded to Baltimore on 7/31.
- ◆ Made his Orioles debut on 8/3 at Texas by striking out three over 2.0 perfect innings of relief. He became the 25th Maryland-born player to appear in a game for the Orioles.
- ◆ Appeared in eight games with Norfolk, posting a 3.38 ERA while limiting International League batters to a .158 average (6-38). Allowed one hit or less in seven of his eight outings.

2017

- ◆ Made 40 combined appearances between Double-A Mississippi and Triple-A Gwinnett.
- ◆ Started the season with Mississippi before being called up to Gwinnett, 5/30.
- ◆ Did not allow a run in final five outings with Mississippi (7.2 IP, 6 H, 10 SO).
- ◆ Recorded a 0.79 ERA in June and had seven consecutive scoreless outings from 6/4 - 6/25.
- ◆ Posted a 3.44 ERA in 16 road games with Gwinnett (18.1 IP, 16 H, 14 SO).
- ◆ Had a 2.57 ERA in 12 games before the All-Star break.

2016

- ◆ Split the season between Class-A Carolina and Double-A Mississippi, combining to go 8-4 with a 3.02 ERA and 62 strikeouts in 43 appearances between the clubs.
- ◆ Recorded 10 saves on the year, which ranked 2nd among Atlanta minor leaguers.
- ◆ Started the season with Carolina and posted a 1.27 ERA in 21 appearances.
- ◆ Named a Carolina League Midseason All-Star after posting a 2-1 record with eight saves and a 0.99 ERA in 20 games in the first half of the season.
- ◆ Assigned to Double-A Mississippi, 6/28, appearing in 22 games for the Braves.
- ◆ Named an Arizona Fall League Rising Star following the season.

2015

- ◆ Split first professional season between Rookie-level Danville and Class-A Rome, going 2-3 with a 2.73 ERA between the two clubs.
- ◆ Pitched 2.0 scoreless innings of relief in professional debut, 6/25 at Pulaski.
- ◆ Went 1-1 with a 0.68 ERA in six appearances with Danville before joining Rome on 7/22.
- ◆ Struck out 37 batters in 29.2 innings for a 11.2 K/9 ratio, the fifth-highest mark among Braves Minor League pitchers.



EVAN PHILLIPS had eight different stints with Baltimore in 2019. He also posted a 3.86 ERA in 27 appearances with the Tides last season. (Scott Sears/Norfolk Tides)

YR	TEAM	ORG	W-L	ERA	G	GS	CG	SHO	SV	IP	H	R	ER	HR	HB	BB	SO	WHIP	AVG
2015	Rome Braves (A)	ATL	1-2	4.41	12	0	0	0	2	16.1	13	9	8	1	2	8	20	1.29	.228
	Danville Braves (R)	ATL	1-1	0.68	6	0	0	0	0	13.1	8	1	1	1	0	4	17	0.90	.178
2016	Mississippi Braves (AA)	ATL	6-3	4.46	22	0	0	0	2	34.1	33	21	17	2	1	16	43	1.43	.262
	Carolina Mudcats (A)	ATL	2-1	1.27	21	0	0	0	8	28.1	18	6	4	0	1	8	19	0.92	.180
2017	Mississippi Braves (AA)	ATL	1-1	8.14	15	0	0	0	1	21.0	22	19	19	5	1	11	24	1.57	.278
	Gwinnett Braves (AAA)	ATL	2-3	4.75	25	1	0	0	2	30.1	30	17	16	1	3	23	29	1.75	.268
2018	BALTIMORE ORIOLES (AL)	BAL	0-1	18.56	5	1	0	0	0	5.1	7	13	11	2	1	6	5	2.44	.304
	ATLANTA BRAVES (NL)	ATL	0-0	8.53	4	0	0	0	0	6.1	6	6	6	3	0	4	3	1.58	.240
	Gwinnett Stripers (AAA)	ATL	4-4	1.99	31	0	0	0	8	40.2	28	12	9	1	4	14	59	1.03	.199
	Norfolk Tides (AAA)	BAL	0-2	3.38	8	0	0	0	0	10.2	6	4	4	1	0	3	13	0.84	.158
2019	BALTIMORE ORIOLES (AL)	BAL	0-1	6.43	25	0	0	0	0	28.0	32	20	20	2	5	20	40	1.86	.286
	Norfolk Tides (AAA)	BAL	1-2	3.86	27	0	0	0	1	39.2	35	18	17	2	3	17	44	1.31	.233
Major League Totals			0-2	8.39	34	1	0	0	0	39.2	45	39	37	7	6	30	48	1.89	.281
Minor League Totals			18-19	3.64	167	1	0	0	24	234.2	193	107	95	14	15	104	268	1.27	.228

Zach Pop

Zachary M. Pop

RIGHT-HANDED PITCHER

BATS **RIGHT** THROWS **RIGHT** HEIGHT **6-4** WEIGHT **220** DOB **9/20/96** SERVICE TIME **0.000**

BORN: **Brampton, ON** RESIDES: **Brampton, ON**
 HIGH SCHOOL: **Notre Dame Secondary School (Brampton, ON)**
 COLLEGE: **Kentucky (Lexington, KY)**
 ACQUIRED: **Trade with LAD (with 4 others) for IF Manny Machado on 7/19/18**
 MLB DEBUT:

 @pop_zach

 @zach_pop78



CAREER HIGHS

STRIKEOUTS	INNINGS	WALKS	HOME RUNS ALLOWED
6, 4/20/18 vs West Michigan	2.2, 4/20/18 vs West Michigan	4, 4/20/19 @ Akron	1, 4/10/18 @ West Michigan
RUNS ALLOWED	EARNED RUNS ALLOWED	HITS ALLOWED	PITCHES IN A GAME
3, 2x, last: 7/20/18 vs Erie	3, 7/20/18 vs Erie	4, 3x, last: 4/23/19 @ Erie	44, 8/3/18 vs Reading

PERSONAL

- ◆ Acquired by Baltimore from the Los Angeles Dodgers, along with OF Yusniel Diaz, IF Rylan Bannon, RHP Dean Kremer and IF Breyvic Valera, in exchange for IF Manny Machado, 7/18/18.
- ◆ Originally selected by the Dodgers in the 7th round of the 2017 draft. Was chosen by Toronto - his favorite team growing up - in the 23rd round out of high school but did not sign.
- ◆ Attended the University of Kentucky, where he was rated as a preseason Top 75 college prospect by both Baseball America and D1 Baseball prior to his junior year (2017). Was named to the SEC Academic Honor Roll in 2016.
- ◆ Attended Notre Dame Secondary School in Brampton, Ontario, Canada, where he also played golf, volleyball and hockey.
- ◆ Was a member of the Canadian Junior National Team prior to attending college.

2019

- ◆ Entered the season ranked as the #20 prospect in the Orioles system by MLB.com.
- ◆ Made eight relief appearances with Double-A Bowie, going 1-0 with a 0.84 ERA.
- ◆ Made final appearance on 4/30. Was on the injured list for the rest of the season.
- ◆ Underwent Tommy John surgery to repair the ulnar collateral ligament in his right elbow on 5/14. Surgery was performed by Dr. James Andrews.

2018

- ◆ Combined to post a 1.53 ERA in 44 relief outings between the Dodgers and O's systems.
- ◆ Began the season with Class-A Great Lakes, posting a 2.20 ERA and 24 strikeouts in 11 appearances (16.1 innings) for the Loons.
- ◆ Struck out a career-high six batters in 2.2 hitless innings of relief, 4/20 vs West Michigan.
- ◆ Did not allow a run in five home games (6.2 innings).
- ◆ Had a 0.00 ERA in final nine games (14.0 innings) with Great Lakes after giving up two runs in each of his first two appearances.
- ◆ Assigned to Class-A Rancho Cucamonga, 5/14.
- ◆ Posted a 0.33 ERA with seven saves and 23 strikeouts in 19 appearances with the Quakes.
- ◆ Yielded a run in just one game and limited opposing hitters to a .149 batting average in his tenure with Rancho Cucamonga.
- ◆ Traded to Baltimore and assigned to Double-A Bowie, 7/18.
- ◆ Posted a 2.53 ERA with one save and 17 strikeouts in 14 appearances with the Baysox.
- ◆ Had a 1.28 ERA and allowed just three runs across the final 13 games of the season after giving up three runs in debut with Bowie, 7/20.
- ◆ Held opposing hitters to a .189 average with Bowie.

2017

- ◆ Began professional career with the AZL Dodgers.
- ◆ Made debut against the AZL Brewers, 8/16, allowing no runs in 1.0 scoreless inning out of the bullpen and recorded first professional strikeout.
- ◆ Appeared in five games for the AZL Dodgers, allowing no runs and two hits with five strikeouts in 5.0 innings of relief.



ZACH POP posted a 1.53 ERA over 44 relief appearances in 2018. In 57 career pro outings, he's registered 32 more strikeouts (80) than hits allowed (48). (Bowie Baysox)

YR	TEAM	ORG	W-L	ERA	G	GS	CG	SHO	SV	IP	H	R	ER	HR	HB	BB	SO	WHIP	AVG
2017	AZL Dodgers (R)	LAD	0-0	0.00	5	0	0	0	0	5.0	2	0	0	0	0	2	5	0.80	.125
2018	Rancho Cucamonga Quakes (A)	LAD	1-0	0.33	19	0	0	0	7	27.0	13	1	1	0	2	6	23	0.70	.149
	Bowie Baysox (AA)	BAL	1-1	2.53	14	0	0	0	1	21.1	14	7	6	0	1	6	17	0.94	.189
	Great Lakes Loons (A)	LAD	0-2	2.20	11	0	0	0	0	16.1	12	8	4	1	0	7	24	1.16	.194
2019	Bowie Baysox (AA)	BAL	1-0	0.84	8	0	0	0	0	10.2	7	1	1	0	2	4	11	1.03	.184
Minor League Totals			3-3	1.34	57	0	0	0	8	80.1	48	17	12	1	5	25	80	0.91	.173

Jomar Reyes

Jomar Michel (Pimental) Reyes

INFIELDER

BATS **RIGHT** THROWS **RIGHT** HEIGHT **6-3** WEIGHT **220** DOB **2/20/97** SERVICE TIME **0.000**

BORN: **Santo Domingo Centro, DR**

RESIDES: **Santo Domingo Centro, DR**

HIGH SCHOOL:

COLLEGE:

ACQUIRED: **Signed with BAL as a non-drafted free agent, 1/13/14**

MLB DEBUT:



@jomar_reyes20



CAREER HIGHS

HITS

5, 4/7/19 vs Winston-Salem

STRIKEOUTS

3, several times

RBI

5, 5/19/15 vs Lakewood

WALKS

3, 4/17/15 @ Greensboro

RUNS

3, 4x, last: 6/25/19 @ Lynchburg

STOLEN BASES

1, several times

HOME RUNS

2, 8/25/14 vs GCL Red Sox

HITTING STREAK

10 games, 2018

PERSONAL

- ◆ Signed by Baltimore as a non-drafted free agent, 1/13/14.
- ◆ He currently resides in Santo Domingo Centro, Dominican Republic.

2019

- ◆ Spent most of the year with Class-A Frederick, hitting .283 with eight home runs and 47 RBI.
- ◆ Ranked among O's minor leaguers in doubles (T-5th, 24) and hits (8th, 110).
- ◆ Set career-best with five hits in five at-bats, 4/7 vs. Winston-Salem.
- ◆ Named Carolina League Player of the Week for the week of 7/1 - 7/7 after batting .500 (11-22) with a double, home run and five RBI over six games.
- ◆ Matched a career-best by registering 27 doubles over the season.
- ◆ Finished a triple shy of hitting for the cycle, 7/18 at Potomac.
- ◆ Batted .365 (46-126) with four homers and 20 RBI over his final 33 games with the Keys.
- ◆ Transferred to Bowie on 8/13 and appeared in one game before being placed on Bowie's Injured List on 8/15. Missed the rest of the season.

2018

- ◆ Entered 2018 rated as the #21 prospect in the Orioles organization by MLB.com.
- ◆ Spent the season with Class-A Frederick, batting .262 with eight home runs and 48 RBI.
- ◆ Opened the season with an eight-game hitting streak.
- ◆ Had a career-long 10-game hitting streak from 4/28-5/8, batting .340 (16-47) with 15 RBI.
- ◆ Hit a home run in back-to-back games, 5/25 and 5/26 at Down East.
- ◆ Batted .310 (22-71) across 20 games in July and .346 (27-78) in 23 August games.
- ◆ Raised his batting average from .239 in the first half of the year to .293 in the second half.
- ◆ Hit seven of his eight home runs off of right-handed pitching.
- ◆ Posted a .319 (66-207) batting average with runners on base and a .307 average (31-101) with runners in scoring position.
- ◆ Drew a career-high 26 walks on the season.
- ◆ Tied his career-high in doubles with 27, previously recording the mark in 2015.

2017

- ◆ Played with Class-A Frederick, where he hit .302 with 15 extra-base hits and 21 RBI.
- ◆ Limited to 57 games due to broken pinky finger on his right hand; did not play for Frederick from 4/29 - 8/3.
- ◆ Hit .321 (25-78) with six doubles and 10 RBI in the month of April.
- ◆ Was named Carolina League Player of the Week for the week of 8/28 to 9/4.
- ◆ Spent seven games with the GCL Orioles during a rehab stint, batting .464 (13-28).
- ◆ Rated by *Baseball America* as having the Best Infield Arm in the Orioles organization following the season.

2016


- ◆ Spent the season with Class-A Frederick where he saw action in 126 games, batting .228 with 10 home runs and 51 RBI.
- ◆ Hit .270 (34-126) with five home runs and 22 RBI against Carolina League right-handers.
- ◆ Tied his career-high with four hits, 8/26 at Salem.
- ◆ His 10 home runs, 51 RBI, 53 runs scored and 464 at-bats on the year are all career-highs.

2015

- ◆ Spent majority of season at Class-A Delmarva, hitting .278 with five home runs, 27 doubles and 44 RBI in 84 games. Was 18-years-old for the entire season, 3.5 years younger than the average South Atlantic League player.
- ◆ Led the Shorebirds with 27 doubles and ranked second on the club with 136 total bases.
- ◆ Named South Atlantic League Midseason All-Star.
- ◆ Spent time on the DL in June for a thumb injury; appeared in five rehab games with the GCL Orioles, hitting .250 (4-16).
- ◆ Had a 14-game home hitting streak from 5/18 - 8/1 where he hit .417 with 15 RBI.
- ◆ Matched a career-high with four hits and had a career-high five RBI, 5/19 vs. Lakewood.
- ◆ Hit .338 (50-148) with two home runs and 27 RBI in 42 home contests.
- ◆ Rated by *Baseball America* as the Orioles #4 prospect following the season.

2014

- ◆ In first pro year, hit .285 with four home runs and 29 RBI in 53 games for the GCL Orioles.
- ◆ Tied for the team-lead with four home runs and led the club with 29 RBI, a .425 slugging percentage, and five sacrifice flies.
- ◆ Batted .367 (22-60) with three home runs and 16 RBI against left-handed pitching.
- ◆ Rated by *Baseball America* following the season as the Orioles #10 prospect and as the #18 prospect in the Gulf Coast League.



JOMAR REYES ranked among Orioles minor league leaders in doubles (T-5th, 24) and hits (8th, 110) while playing with the Frederick Keys in 2019. (Frederick Keys)

YR	TEAM	ORG	AVG	G	AB	R	H	2B	3B	HR	RBI	BB	SO	SB	CS	OBP	SLG	OPS
2014	GCL Orioles (R)	BAL	.285	53	186	23	53	10	2	4	29	15	38	1	0	.333	.425	.758
2015	Delmarva Shorebirds (A)	BAL	.278	84	309	36	86	27	4	5	44	18	73	1	0	.334	.440	.774
	GCL Orioles (R)	BAL	.250	5	16	2	4	2	0	0	4	2	5	1	0	.368	.375	.743
2016	Frederick Keys (A)	BAL	.228	126	464	53	106	16	2	10	51	25	102	3	0	.271	.336	.607
2017	Frederick Keys (A)	BAL	.302	50	182	28	55	10	1	4	21	8	31	1	0	.333	.434	.767
	GCL Orioles (R)	BAL	.464	7	28	6	13	1	0	0	4	1	3	0	0	.484	.500	.984
2018	Frederick Keys (A)	BAL	.262	116	431	42	113	27	0	8	48	26	84	0	1	.308	.381	.689
2019	Bowie Baysox (AA)	BAL	.000	1	1	0	0	0	0	0	0	0	0	0	0	.000	.000	.000
	Frederick Keys (A)	BAL	.283	100	389	35	110	24	0	8	47	11	73	1	1	.320	.406	.726
Minor League Totals				.269	542	2006	225	540	117	9	39	248	106	409	8	.313	.395	.708

Ryan Ripken

Ryan Ripken

INFIELDER

BATS: **LEFT** THROWS: **LEFT** HEIGHT: **6-6** WEIGHT: **205** DOB: **8/26/93** SERVICE TIME: **0.000**

BORN: **Hunt Valley, MD** RESIDES: **Reisterstown, MD**
 HIGH SCHOOL: **The Gilman School (Baltimore, MD)**
 COLLEGE: **Indian River Community College (Fort Pierce, FL)**
 ACQUIRED: **Signed with Baltimore as a minor league free agent, 3/31/17**
 MLB DEBUT:



CAREER HIGHS

HITS

4, 2x, last: 8/12/17 vs West Virginia

RBI

5, 5/30/18 @ Kannapolis

RUNS

3, 2x, last: 6/25/19 @ Lynchburg

HOME RUNS

1, multiple times

STRIKEOUTS

4, 4/8/19 vs Fayetteville

WALKS

3, 6/20/16 vs Mahoning Valley

STOLEN BASES

2, 8/1/17 vs Brooklyn

HITTING STREAK

14 games, 2017

PERSONAL

- ◆ Signed by Baltimore as a minor league free agent, 3/31/17.
- ◆ Originally selected by Washington in the 15th round of the 2014 draft. Was also chosen by Baltimore in the 20th round of the 2012 draft, but did not sign.
- ◆ Attended the University of South Carolina for one year but did not play before transferring to Indian River Community College in Fort Pierce, FL. Other IRCC alumni include former Orioles Steve Pearce, Luke Scott and Mark Worrell, as well as former Tide OF Ángel Pagán.
- ◆ Attended The Gilman School in Baltimore, where he was named a Maryland Interscholastic Athletic Association All-Star during a senior year that saw him hit .377 while posting a 2.30 ERA on the mound. He also led the Greyhounds' basketball team to the MIAA B Conference title his senior year and scored more than 1,000 career points.
- ◆ Other notable alumni from The Gilman School include Executive Vice President of the Orioles John P. Angelos and President and CEO of the Toronto Blue Jays, Mark Shapiro.
- ◆ Son of Hall of Famer Cal Ripken Jr., a 19-time All-Star who set the Major League record with 2,632 consecutive games played. Cal was inducted into the Orioles Hall of Fame and had his number 8 retired in 2003, while he was elected into the Baseball HOF in 2007.
- ◆ His grandfather, Cal Ripken Sr., spent 36 years in the Orioles organization as a coach, manager, player and scout. In 1987 he served as manager of the Orioles and became the first father to manage two sons simultaneously in the majors - Cal Jr. and Billy Ripken. Billy had a 12-year MLB career and is currently an analyst for MLB Network.

2019

- ◆ Split year between Class-A Frederick and Double-A Bowie, combining to hit .276 with six home runs, 15 doubles and 33 RBI in 78 games between the two clubs.
- ◆ Named an Orioles Organizational All-Star (as designated hitter).
- ◆ Opened year with Frederick, where he hit .273 with five home runs and 24 RBI in 48 games.
- ◆ Spent nearly a month on Frederick's Injured List with an oblique injury (4/18 - 5/20).
- ◆ Batted .292 (21-72) with three home runs and nine RBI over 20 games in June.
- ◆ Registered four straight multi-hit games, 6/23 - 6/26.
- ◆ Recorded a hit in eight of his final 10 games with the Keys before being transferred to Bowie on 7/16. Spent the remainder of the year with the Baysox, batting .282 in 30 games.
- ◆ Hit .345 (10-29) in his first nine games with Bowie, registering three doubles and four RBI.
- ◆ Batted .323 (20-62) with a homer and eight RBI in 17 home games with Bowie.

2018

- ◆ Spent year with Delmarva, hitting .244 with seven home runs and 44 RBI in 106 games.
- ◆ Ranked 5th on the Shorebirds in average (.244), OBP (.281), hits (97) and home runs (7).
- ◆ Registered a career-high 44 RBI, a total that tied for 20th among O's minor leaguers.
- ◆ Recorded 24 multi-hit games, including five different three-hit contests.
- ◆ Hit a first inning grand slam and set a career-high with five RBI, 5/30 at Kannapolis.
- ◆ Hit .296 in home contests, compared to just a .188 average in road games.
- ◆ Batted .303 (20-66) with eight RBI and a .352 OBP over 19 games in April.
- ◆ Had a season-long eight-game hitting streak, 7/6 - 7/15.
- ◆ Batted .417 (5-12) with a double and six RBI in extra innings.

2017

- ◆ Spent the season with Class-A Aberdeen, batting .287 with three home runs and 24 RBI.
- ◆ Played his home games at Ripken Stadium, which was named after his father, Cal.
- ◆ Ranked among team leaders in hits (5th, 54), RBI (5th, 24) and total bases (T-5th, 71).
- ◆ Hit .314 with four doubles, two home runs and 12 RBI in the month of August.
- ◆ Totaled a season-high four hits in five at bats with three RBI on 8/12 vs West Virginia.
- ◆ Set a career high with two stolen bases on 8/1 vs Brooklyn. Also added two hits.
- ◆ Put together a career-best 14-game hitting streak from 6/29 - 7/18. Stretch included five multi-hit games.
- ◆ Hit first home run with the O's organization on 6/29 vs Brooklyn, a two-run home run.

2016

- ◆ Split season between Class-A Hagerstown and Class-A Auburn in the Nats organization. Combined to hit .201 with 13 doubles and 34 RBI in 101 games.
- ◆ Opened year with Hagerstown, hitting .190 in 43 games. Transferred to Auburn when New York-Penn League play started, hitting .209 in 58 games with the Doubledays.
- ◆ Set a career-high with four hits, 7/22 at State College.
- ◆ Drew a career-high three walks, 6/20 vs. Mahoning Valley.
- ◆ Set a season-high with four RBI, 4/19 at Lakewood.

2015

- ◆ Played in 28 games for the GCL Nationals, batting .250 with 23 hits and eight RBI.
- ◆ Finished tied for third on the team in doubles (6th) and extra-base hits (9).

2014

- ◆ In first professional season, batted .157 with eight hits in 16 games with GCL Nationals.
- ◆ Registered first professional hit, a double on 6/25 at GCL Cardinals.



RYAN RIPKEN was named as the designated hitter on the Orioles Organizational All-Star Team by MILB.com in 2019. (Michael R. Smith/The Prince George's Sentinel)

YR	TEAM	ORG	AVG	G	AB	R	H	2B	3B	HR	RBI	BB	SO	SB	CS	OBP	SLG	OPS
2014	GCL Nationals (R)	WAS	.157	16	51	5	8	1	0	1	6	4	10	0	0	.218	.235	.453
2015	GCL Nationals (R)	WAS	.250	28	92	4	23	6	2	1	8	5	15	0	1	.296	.391	.687
2016	Hagerstown Suns (A)	WAS	.190	43	163	10	31	5	0	1	21	5	38	0	0	.212	.239	.451
	Auburn Doubledays (A)	WAS	.209	58	211	11	44	8	2	0	13	15	35	1	0	.262	.265	.527
2017	Aberdeen IronBirds (A)	BAL	.287	51	188	14	54	8	0	3	24	9	54	2	2	.323	.378	.701
2018	Delmarva Shorebirds (A)	BAL	.244	106	398	38	97	12	0	7	44	20	77	0	0	.281	.327	.608
2019	Bowie Baysox (AA)	BAL	.282	30	103	6	29	5	1	1	9	4	24	0	0	.315	.379	.693
	Frederick Keys (A)	BAL	.273	48	176	18	48	10	1	5	24	8	46	0	1	.310	.426	.736
Minor League Totals			.242	380	1382	106	334	55	6	19	149	70	299	3	4	.281	.331	.612

Brady Rodgers

Brady Paul Rodgers

RIGHT-HANDED PITCHER

BATS **RIGHT** THROWS **RIGHT** HEIGHT **6-2** WEIGHT **215** DOB **9/17/90** SERVICE TIME **1.015**

BORN: **Richmond, TX** RESIDES: **Richmond, TX**
 HIGH SCHOOL: **Lamar Consolidated High School (Rosenberg, TX)**
 COLLEGE: **Arizona State (Tempe, AZ)**
 ACQUIRED: **Signed as a free agent with Baltimore on 1/28/20**
 MLB DEBUT: **For HOU on 9/3/16 vs TEX (0.2 IP, 5 H, 5 ER, 0 BB, 0 K)**



CAREER HIGHS

STRIKEOUTS 11, 5/21/16 @ Memphis	INNINGS 9.0, 5/4/16 vs Reno	WALKS 4, 2x, last: 6/30/16 @ Salt Lake	HOME RUNS ALLOWED 4, 6/5/13 @ Stockton
RUNS ALLOWED 8, 3x, last: 6/5/19 @ Seattle	EARNED RUNS ALLOWED 8, 3x, last: 6/5/19 @ Seattle	HITS ALLOWED 12, 8/17/13 vs High Desert	PITCHES IN A GAME 108, 6/30/16 @ Salt Lake

PERSONAL

- ◆ Signed by Baltimore as a free agent on 1/28/20.
- ◆ Originally selected by Houston in the third round of the 2012 draft. Had been selected by Milwaukee in the 39th round of the 2009 draft but did not sign.
- ◆ Attended Arizona State University, where he earned First Team Pac-12 honors during his junior season. Was also named to the Golden Spikes Award Midseason and Preseason Watch List prior to his junior campaign in 2012. His career ERA of 2.39 ranked second on the Sun Devils' all-time list behind Floyd Bannister (1.88 ERA from 1974-1976).
- ◆ Was a teammate of current Pittsburgh RHP Trevor Williams at Arizona State.
- ◆ Graduated from Lamar Consolidated High School in Rosenberg, TX, where he was All-State his junior and senior seasons. Finished with a career 376 strikeouts and 34 wins. Struck out 16 batters in a no-hitter his senior year, and also fanned 10 in a perfect game. Played alongside current Toronto OF Randal Grichuk, who was a high school All-American.
- ◆ Played in the 2003 Little League World Series for Richmond, TX, also with Randal Grichuk.

2019

- ◆ Made 10 appearances (eight starts) with Triple-A Round Rock in the Houston system, going 4-0 with a 3.83 ERA and 35 strikeouts over 49.1 innings.
- ◆ Went 2-0 with a 3.10 ERA over five starts in April, holding PCL batters to a .243 average.
- ◆ Had two different 7.0-inning starts in which he earned a win, 4/16 at Nashville and 5/4 at San Antonio. Tossed at least 6.0 innings in each of his first six starts with Round Rock.
- ◆ Made three appearances over two stints with the Astros, posting a 16.20 ERA. Allowed one run over 3.0 innings in his first two appearances, but yielded a career-high eight earned runs in his final outing for the Astros, 6/5 at Seattle.
- ◆ Spent time on the Injured List from 6/16 - 6/27 and 7/4 - 8/22. Made three rehab starts for the GCL Astros, posting a 2.45 ERA.
- ◆ Designated for assignment by Houston and released on 8/22.

2018

- ◆ Started the year on the disabled list after recovering from Tommy John surgery.
- ◆ Activated from the DL on 6/20 and appeared in 13 games (all starts) between Class-A Tri-City, Class-A Buies Creek and Triple-A Fresno, going 3-3 with a 5.07 ERA.
- ◆ Transferred to Fresno on 7/15 and made eight starts with the Grizzlies, going 3-3 with a 5.49 ERA. Registered 30 strikeouts and 10 walks over 41.0 innings.
- ◆ Earned a win in his final two starts. Allowed one run over 6.0 innings in a win at Sacramento on 8/23, then capped his season by allowing one hit over 7.0 innings on 8/30 vs. El Paso.

2017

- ◆ Finished with only three starts for Triple-A Fresno, going 2-0 with a 1.10 ERA in three starts for the Grizzlies. Placed on disabled list on 4/23, retroactive to 4/21 with an elbow injury.
- ◆ Underwent Tommy John surgery on 5/2.

2016

- ◆ Began season with Triple-A Fresno and made the Houston roster in September call-ups. Totaled a 12-4 record with a 2.86 ERA in 22 starts with the Grizzlies. Fanned 116 batters over 132.0 innings in the Pacific Coast League. Made five appearances (one start) for Houston.
- ◆ Named the Astros Minor League Pitcher of the Year and the Pacific Coast League Pitcher of the Year. Also honored as a Triple-A All-Star by Baseball America.
- ◆ Honored as a Midseason and Post-season All-Star in the PCL. Started the Triple-A All-Star Game for the PCL and allowed one run on one hit over 2.0 innings with three strikeouts.
- ◆ Led all PCL pitchers in ERA while ranking second in walks per 9.0 innings (1.57), second in strikeout to walk ratio (5.04) and fourth in WHIP (5.04).
- ◆ Tossed first career shutout, 5/4 vs. Reno. Named PCL Pitcher of the Week for his efforts.
- ◆ Set a career-high with 11 strikeouts, 5/21 at Memphis (6.2 IP).
- ◆ Pitched 0.2 innings of relief on 9/3 at Texas in Major League debut.
- ◆ Registered first big league strikeout, 9/8 at Cleveland (C Chris Giménez).
- ◆ Made first career MLB start in the regular season finale, 10/2 at Los Angeles-AL.

CAREER HIGHLIGHTS

- ◆ Entered 2015 season rated as the #22 prospect in the Astros system by Baseball America.
- ◆ Made the Opening Day start for Double-A Corpus Christi in 2014.
- ◆ Led the Texas League in strikeout to walk ratio (4.58) and walks per nine innings pitched (1.42) for Corpus Christi in 2014.
- ◆ Named a California League Midseason All-Star with Class-A Lancaster in 2013.
- ◆ Named California League Pitcher of the Week for the week of 5/27 - 6/3/13.
- ◆ Tied for third in the New York-Penn League with seven wins for Tri City in 2012.

YR	TEAM	ORG	W-L	ERA	G	GS	CG	SHO	SV	IP	H	R	ER	HR	HB	BB	SO	WHIP	AVG
2012	Tri-City ValleyCats (A)	HOU	7-2	2.89	12	12	0	0	0	62.1	60	26	20	5	3	11	49	1.14	.251
2013	Corpus Christi Hooks (AA)	HOU	1-0	0.00	1	1	0	0	0	5.0	5	0	0	0	0	6	1.00	.238	
	Lancaster JetHawks (A)	HOU	10-8	5.38	27	18	0	0	1	112.0	135	71	67	14	8	23	104	1.41	.300
	Ok.City RedHawks (AAA)	HOU	0-0	1.80	1	1	0	0	0	5.0	5	1	1	0	0	4	1.00	.263	
2014	Corpus Christi Hooks (AA)	HOU	5-12	4.77	26	17	0	0	2	120.2	135	73	64	15	5	19	87	1.28	.287
	Ok.City RedHawks (AAA)	HOU	1-0	0.00	1	1	0	0	0	6.0	2	0	0	0	1	4	0.50	.111	
2015	Fresno Grizzlies (AAA)	HOU	9-7	4.51	21	21	0	0	0	115.2	136	61	58	13	1	25	89	1.39	.289
2016	HOUSTON ASTROS (AL)	HOU	0-1	15.12	5	1	0	0	0	8.1	15	14	14	0	1	7	3	2.64	.385
	Fresno Grizzlies (AAA)	HOU	12-4	2.86	22	22	2	1	0	132.0	129	46	42	7	1	23	116	1.15	.257
2017	Fresno Grizzlies (AAA)	HOU	2-0	1.10	3	3	0	0	0	16.1	14	2	2	0	1	1	11	0.92	.241
2018	Fresno Grizzlies (AAA)	HOU	3-3	5.49	8	8	0	0	0	41.0	48	25	25	4	0	10	30	1.41	.289
	Buies Creek Astros (A)	HOU	0-0	1.50	4	4	0	0	0	12.0	12	2	2	0	0	7	1.00	.261	
	Tri-City ValleyCats (A)	HOU	0-0	18.00	1	1	0	0	0	2.0	3	4	4	1	0	1	3	2.00	.333
2019	HOUSTON ASTROS (AL)	HOU	0-0	16.20	3	0	0	0	0	5.0	7	9	9	4	0	3	4	2.00	.318
	Round Rock Express (AAA)	HOU	4-0	3.83	10	8	0	0	0	49.1	48	21	21	8	1	18	35	1.34	.253
	GCL Astros (R)	HOU	0-0	2.45	3	3	0	0	0	7.1	6	2	2	1	0	8	0.82	.207	
Major League Totals			0-1	15.53	8	1	0	0	0	13.1	22	23	23	4	1	10	7	2.40	.361
Minor League Totals			54-36	4.04	140	120	2	1	3	686.2	738	334	308	68	21	132	553	1.27	.275

Grayson Rodriguez

Grayson Greer Rodriguez

RIGHT-HANDED PITCHER

BATS **LEFT** THROWS **RIGHT** HEIGHT **6-5** WEIGHT **220** DOB **11/16/99** SERVICE TIME **0.000**

BORN: **Houston, TX**

RESIDES: **Nacogdoches, TX**

HIGH SCHOOL: **Central Heights High School (Nacogdoches, TX)**

COLLEGE:

ACQUIRED: **Selected by BAL in the 1st round (11th pick) of the 2018 draft**

MLB DEBUT:



@G_Rodriguez16



@grayson.rodriguez16



CAREER HIGHS

STRIKEOUTS

10, 4x, last: 8/10/19 vs Kannapolis

INNINGS

7.0, 5/27/19 vs Hagerstown

WALKS

6, 7/14/19 vs Hickory

HOME RUNS ALLOWED

1, 4x, last: 8/24/19 @ Hagerstown

RUNS ALLOWED

7, 6/4/19 @ Kannapolis

EARNED RUNS ALLOWED

7, 6/4/19 @ Kannapolis

HITS ALLOWED

8, 6/4/19 @ Kannapolis

PITCHES IN A GAME

100, 5/27/19 vs Hagerstown

PERSONAL

- Selected by Baltimore in the first round (11th overall pick) of the 2018 draft.
- Originally committed to play baseball at Texas A&M University when drafted by Baltimore.
- Graduated from Central Heights High School in Nacogdoches, TX. Led his team to a 3A State Championship his junior year, going 14-1 with a 0.38 ERA that season. Named the Texas Sports Writer's Association Player of the year in 2017.

RANKING ON ORIOLES TOP PROSPECT LISTS ENTERING 2020

#2 - Baseball Prospectus | #2 - MLB.com | #2 - Baseball America

RANKING ON NATIONAL TOP 100 LISTS ENTERING 2020

#29 Baseball America | #36 - MLB.com | #45 - Baseball Prospectus

Best Changeup in Orioles System - Baseball America

2019

- Entered the year ranked as the #3 prospect in the Orioles system and the #47 prospect in all of baseball by Baseball America.
- Named the Orioles Jim Palmer Minor League Co-Pitcher of the Year (along with RHP Michael Baumann) after going 10-4 with a 2.68 ERA and 129 strikeouts for Class-A Delmarva.
- Named the South Atlantic League Most Outstanding MLB Prospect.
- Selected as a South Atlantic League Midseason and Postseason All-Star. Started the 2019 South Atlantic League All-Star Game.
- Represented the O's in the SiriusXM All-Star Futures Game, retiring all three batters faced.
- Named to the Baseball America Low Class-A All-Star Team.
- Named Orioles Minor League Pitcher of the Month for April (3-0, 0.54 ERA, 28 strikeouts).
- Ranked among Orioles minor leaguers in wins (2nd, 10) and strikeouts (5th, 129). Also ranked among SAL leaders in wins (T-4th, 10) and strikeouts (T-7th, 129).
- Registered 72 more strikeouts (129) than hits allowed (57) over 94.0 innings pitched.
- Went 6-0 with a 0.82 ERA (4 ER, 43.2 IP) in eight home starts. Held batters to a .113 average (16-141) with 61 strikeouts in those home contests.
- Allowed two earned runs or less in 17 of his 20 starts, including eight games in which he did not allow a run.
- Recorded a season-high 10 strikeouts in four different starts, including his first two outings of the campaign (4/5 at Lexington and 4/12 vs. Lakewood). Also K'd 10 on 7/26 vs. Charleston and 8/10 vs. Kannapolis.
- Went a season-high 7.0 innings on 5/27 vs. Hagerstown, throwing a career-high 100 pitches in the win. Allowed one run on two hits while striking out eight.
- Had three starts in August in which he did not allow a hit, including a six-inning effort in his final start of the season on 8/29 at Lakewood. For the month of August, he held SAL batters to a .122 average (9-74) with 32 strikeouts.
- For the season, held right-handers to a .165 average while lefties hit .182.

2018

- In first professional season, went 0-2 with a 1.40 ERA in nine games (eight starts) with the GCL Orioles. Struck out 20 batters in 19.1 innings, allowing just three earned runs.
- Limited to 2.0 innings in first five games. Recorded seven strikeouts over 9.0 innings while allowing six hits in July.
- Made three starts of 3.0 innings in August. Struck out five batters on 8/21 vs GCL Red Sox in his final outing of the season.



GRAYSON RODRIGUEZ was named the Orioles Jim Palmer Minor League Co-Pitcher of the Year in 2019 after going 10-4 with a 2.68 ERA and 129 strikeouts for Class-A Delmarva. (Tony Farlow)

YR	TEAM	ORG	W-L	ERA	G	GS	CG	SHO	SV	IP	H	R	ER	HR	HB	BB	SO	WHIP	AVG
2018	GCL Orioles (R)	BAL	0-2	1.40	9	8	0	0	0	19.1	17	6	3	0	0	7	20	1.24	.236
2019	Delmarva Shorebirds (A)	BAL	10-4	2.68	20	20	0	0	0	94.0	57	30	28	4	6	36	129	0.99	.171
Minor League Totals			10-6	2.46	29	28	0	0	0	113.1	74	36	31	4	6	43	149	1.03	.183

Josh Rogers

Joshua Cole Rogers

LEFT-HANDED PITCHER

BATS **LEFT** THROWS **LEFT** HEIGHT **6-3** WEIGHT **220** DOB **7/10/94** SERVICE TIME **0.143**

BORN: **New Albany, IN** RESIDES: **Floyds Knobs, IN**
 HIGH SCHOOL: **New Albany High School (New Albany, IN)**
 COLLEGE: **Louisville (Louisville, KY)**
 ACQUIRED: **Trade with NYY (with 2 others) for LHP Zach Britton on 7/24/18**
 MLB DEBUT: **For BAL on 8/28/18 vs TOR (5.0 IP, 7 H, 3 ER, 1 BB, 2 K, Win)**

@JoshRogers13
 @joshrogers13



CAREER HIGHS

STRIKEOUTS

10, 4/12/18 @ Charlotte

RUNS ALLOWED

10, 5/24/19 @ Gwinnett

INNINGS

8.0, 5/16/17 @ Florida

EARNED RUNS ALLOWED

9, 3x, last: 5/29/19 vs Columbus

WALKS

5, 5/5/18 @ Pawtucket

HITS ALLOWED

13, 3x, last: 4/26/19 @ Louisville

HOME RUNS ALLOWED

4, 5/24/19 @ Gwinnett

PITCHES IN A GAME

99, 2x, last: 7/13/18 vs Rochester

PERSONAL

- ◆ Acquired by Baltimore from the New York Yankees, along with RHP Cody Carroll and RHP Dillon Tate, in exchange for LHP Zach Britton, 7/24/18.
- ◆ Originally selected by the Yankees in the 11th round of the 2015 draft.
- ◆ Attended the University of Louisville, where he played two seasons and was a 2015 All-ACC Second Team selection.
- ◆ Graduated in 2013 from New Albany High School (IN), where he was named Area Player of the Year as a sophomore and was All-State honorable mention as a junior. New Albany is the same high school that produced longtime PGA golfer Fuzzy Zoeller.
- ◆ Underwent Tommy John surgery in the spring of 2013.

2019

- ◆ Split the year between Norfolk and Baltimore. Went 2-6 with an 8.15 ERA in 11 starts for the Tides and was 0-1 with an 8.79 ERA in five relief appearances for the Orioles.
- ◆ Got the start for Norfolk on Opening Day, allowing three runs over 5.0 innings of work. It was his first career Opening Day start.
- ◆ Allowed four earned runs or less in seven of his 11 starts with Norfolk, but allowed nine earned runs in three separate starts: 4/26 at Louisville, 5/24 at Gwinnett, 5/29 vs Columbus.
- ◆ Earned a win while allowing just one earned run, 4/20 vs. Charlotte and 5/1 at Durham.
- ◆ Made five relief appearances with Baltimore, holding lefties to a .235 average (4-17).
- ◆ Issued just 10 walks in 55.0 innings with Norfolk. Led International League in lowest walks per nine innings pitched when he made his final start with Norfolk on 6/8.
- ◆ Underwent Tommy John surgery on 7/3, performed by Dr. Keith Meister.

2018

- ◆ Combined to go 8-9 with a 3.54 ERA in 24 starts between Scranton/WB and Norfolk before a late season promotion to Baltimore.
- ◆ Ranked among International League leaders in lowest walks per nine innings pitched (4th, 2.26), games started (T-7th, 24) and ERA (9th, 3.54).
- ◆ Opened the year with Scranton, going 6-8 with a 3.95 ERA in 19 starts.
- ◆ Set a career-high with 10 strikeouts in a win at Charlotte, 4/12.
- ◆ Spun a complete game shutout in game two of a doubleheader, 5/11 vs. Rochester (7.0 IP).
- ◆ After being acquired in a trade, made his Tides debut on 7/28 vs. Toledo and spun seven shutout innings in a 5-1 Norfolk victory.
- ◆ Faced his former team on 8/8 vs. Scranton/Wilkes-Barre, taking a no-decision after allowing four hits and one walk while striking out three over 7.1 shutout innings of work.
- ◆ Had his contract selected by Baltimore on 8/28 and made his MLB debut that night in a start vs. Toronto. Allowed three runs on seven hits over 5.0 innings as he earned the win. Struck out Kevin Pillar looking in the second inning for his first MLB strikeout.
- ◆ Became the first left-hander to start for the Orioles when he made his debut on 8/28. It snapped a streak of 134 games started by right-handed pitchers for the Orioles.

2017

- ◆ Split the year between Class-A Tampa and Double-A Trenton in the Yankees system, going 8-5 with a 3.24 ERA in 15 starts.
- ◆ Named Florida State League Midseason All-Star.
- ◆ Opened the year with Tampa, where he was 4-3 with a 2.22 ERA in eight starts.
- ◆ Limited Florida State League batters to a .231 average, with right-handers hitting .203.
- ◆ Worked into the 6th inning in each of his eight starts with Tampa, including a career-high 8.0-inning outing on 5/16 at Florida.
- ◆ Named Florida State League Pitcher of the Week for the week of 4/24-30.
- ◆ Did not allow a run in four of his eight starts with Tampa before being joining Trenton on 5/26.
- ◆ Allowed two earned runs or less in five of his seven starts with Trenton.
- ◆ Underwent surgery to remove a bone spur in his left elbow and did not pitch after 6/28.

2016

- ◆ Combined to go 12-6 with a 2.38 ERA in 24 starts between Class-A Charleston and Tampa.
- ◆ Ranked among Yankees minor leaguers in wins (4th, 12) and ERA (5th, 2.38).
- ◆ Allowed two earned runs or fewer in 19 of his 24 starts.
- ◆ Opened the year with Charleston, posting a 1.59 ERA in four starts before joining Tampa.
- ◆ Ranked among Florida State League leaders in shutouts (T-1st, 2), ERA (3rd, 2.53) and WHIP (4th, 1.15). Also ranked 3rd among FSL starters in lowest walks per nine IP (1.58).
- ◆ Named Florida State League Pitcher of the Week for the week of 8/1-7.

2015

- ◆ Made five appearances between Charleston and Staten Island, posting a 4.05 ERA.
- ◆ Earned a win in his pro debut, 7/18 vs. Lowell. Earned first pro save, 7/31 vs. Aberdeen.



JOSH ROGERS was Norfolk's Opening Night starter in 2019, his first career Opening Night start. He underwent Tommy John surgery on 7/3/19. (Les Treagus/Norfolk Tides)

YR	TEAM	ORG	W-L	ERA	G	GS	CG	SHO	SV	IP	H	R	ER	HR	HB	BB	SO	WHIP	AVG
2015	Charleston RiverDogs (A)	NYY	1-0	5.68	2	0	0	0	0	6.1	9	4	4	0	0	3	6	1.89	.346
	Staten Island Yankees (A)	NYY	1-0	2.57	3	0	0	0	1	7.0	5	2	2	0	1	0	10	0.71	.217
2016	Charleston RiverDogs (A)	NYY	2-1	1.59	4	4	0	0	0	22.2	14	6	4	1	1	2	25	0.71	.171
	Tampa Yankees (A)	NYY	10-5	2.53	20	20	2	2	0	113.2	111	35	32	5	7	20	90	1.15	.256
2017	Trenton Thunder (AA)	NYY	4-2	4.62	7	7	0	0	0	39.0	35	20	20	5	4	8	29	1.10	.240
	Tampa Yankees (A)	NYY	4-3	2.22	8	8	0	0	0	52.2	45	16	13	3	2	8	51	1.01	.231
2018	BALTIMORE ORIOLES (AL)	BAL	1-2	8.49	3	3	0	0	0	11.2	17	11	11	2	0	5	6	1.89	.340
	Scranton/WB RailRiders (AAA)	NYY	6-8	3.95	19	19	1	1	0	109.1	118	53	48	13	3	29	83	1.34	.273
	Norfolk Tides (AAA)	BAL	2-1	2.08	5	5	0	0	0	30.1	26	9	7	3	0	7	18	1.09	.226
2019	BALTIMORE ORIOLES (AL)	BAL	0-1	8.79	5	0	0	0	0	14.1	18	14	14	7	4	6	5	1.67	.305
	Norfolk Tides (AAA)	BAL	2-6	8.51	11	11	0	0	0	55.0	86	53	52	18	2	10	33	1.75	.357
Major League Totals			1-3	8.65	8	3	0	0	0	26.0	35	25	25	9	4	11	11	1.77	.321
Minor League Totals			32-26	3.76	79	74	3	3	1	436.0	449	198	182	48	20	87	345	1.23	.265

José Rondón

Jose Gregorio Rondon (ron-DOHN)

INFIELDER

BATS **RIGHT** THROWS **RIGHT** HEIGHT **6-1** WEIGHT **215** DOB **3/3/94** SERVICE TIME **1.056**

BORN: **Villa de Cura, VZ**

RESIDES: **Villa de Cura, VZ**

HIGH SCHOOL:

COLLEGE:

ACQUIRED: **Selected off waivers from the Chicago White Sox on 7/30/19**

MLB DEBUT: **For SD on 7/29/16 vs CIN (0-for-1)**



@joserondon67



CAREER HIGHS

HITS

4, 9x, last: 5/25/17 vs Tulsa

RBI

5, 5/30/15 @ Stockton

RUNS

3, 12x, last: 5/1/17 vs Midland

HOME RUNS

2, 2x, last: 7/21/18 vs Indianapolis

STRIKEOUTS

4, 7/24/18 @ Scranton/WB

WALKS

3, 2x, last: 6/18/11 @ DSL Blue Jays

STOLEN BASES

2, 10x, last: 7/15/16 vs Midland

HITTING STREAK

15 games, 2016

PERSONAL

- Selected off of waivers by Baltimore from the Chicago White Sox on 7/30/19. Re-signed with Baltimore as a minor league free agent on 11/26/19.
- Originally signed by the Los Angeles Angels as an international free agent on 1/13/11.
- Traded by the Angels, along with RHP R.J. Álvarez, IF Taylor Lindsey and RHP Elliot Morris, to the Padres in exchange for RHP Trevor Gott and RHP Huston Street, 7/18/14.
- Acquired by the White Sox from the Padres in a trade for cash considerations, 1/13/18.

2019

- Made his first career Opening Day roster and appeared in 55 games for the White Sox.
- Batted .197 with three homers and nine RBI for Chicago.
- Hit .268 (11-41) with two home runs and four RBI in 13 games for the White Sox in April.
- Made first career MLB start in the outfield (LF) on 4/28 vs. Detroit and his first career MLB start at first base on 7/4 vs. Detroit.
- Pitched a scoreless top of the ninth inning on 5/3 vs. Boston, allowing two hits.
- Played seven of nine defensive positions - everything but catcher and center field.
- Claimed by Baltimore off of waivers on 7/30 and appeared in one game for the Orioles before being designated for assignment on 8/3. Outrighted to Norfolk on 8/7.
- Appeared in 21 games for Norfolk, batting .219 with two home runs and 12 RBI.

2018

- Split the season between the White Sox (42 games) and Triple-A Charlotte (80 games).
- Hit first career big league homer on 5/23 vs. Baltimore, a two-run shot off of Tanner Scott.
- Set his MLB career-best with three RBI, 5/24 vs. Baltimore.
- Batted .271 (13-48) with two homers and seven RBI in 21 home games with Chicago.
- Despite playing in only 80 games with Charlotte, he tied for second among White Sox farmhands with 18 homers. Paced the Knights with four triples and ranked third with 50 RBI.
- 15 of his 18 home runs with Charlotte came against right-handed pitching.
- Put together a season-high nine-game hitting streak at Charlotte from 4/25 - 5/4.
- Hit two home runs and registered three RBI, 7/21 vs Indianapolis.
- Smashed a triple and home run with three RBI at Norfolk on 4/9.

2017

- Combined to hit .293 with 20 doubles, three triples, seven home runs and 49 RBI over 78 minor league games between the AZL Padres (R), Double-A San Antonio and Triple-A El Paso.
- Started the season in the disabled list with a left quad injury. Reinstated on 4/28. Also spent time on the DL from 7/17 - 8/18 (left hand) and 8/25 - end of season (right ankle).
- Set a season-best with four hits, 5/25 vs. Tulsa.
- Registered seven consecutive multi-hit games with San Antonio from 6/1 - 6/8, batting .548 (17-31) over that stretch. That seven-game run was part of a 12-game hitting streak.
- Transferred to El Paso on 6/23 and hit safely in 17 of his first 22 games.
- Designated for assignment by San Diego after the season.
- Played for Aragua in the Venezuelan Winter League.

2016

- Spent most of the season with Double-A San Antonio, totaling 96 games. Also played in eight games with San Diego and 24 games with Triple-A El Paso. Hit .283 in the minors.
- Made Major League debut as a pinch hitter on 7/29 vs Cincinnati. Recorded first Major League hit the next day, a single off of Reds pitcher Anthony DeSclafani.
- Named a Midseason All-Star with Double-A San Antonio in the Texas League.

CAREER HIGHLIGHTS

- Split 2015 between Class-A Lake Elsinore and Double-A San Antonio, hitting .267 with three homers and 31 RBI over 85 games before a fractured right elbow ended his season.
- Named 2014 California League Rookie of the Year and was a CL Postseason All-Star.
- Selected to participate in the 2014 SiriusXM Futures Game as part of the World Team.
- Combined to hit .315 with 26 doubles and 61 runs scored over 111 games in 2014.
- Named a Pioneer League Postseason All-Star with Rookie Level Orem in 2013 after hitting .293 over 68 games. Tied for second in the Pioneer League in doubles (22) and hits (81).
- Began professional career in the Dominican Summer League with the DSL Angels in 2011.

YR	TEAM	ORG	AVG	G	AB	R	H	2B	3B	HR	RBI	BB	SO	SB	CS	OBP	SLG	OPS
2011	DSL Angels (R)	LAA	.315	49	165	28	52	11	2	0	21	17	16	9	4	.378	.406	.784
2012	AZL Angels (R)	LAA	.260	48	192	26	50	13	2	1	20	14	24	5	5	.314	.365	.679
	Orem Owlz (R)	LAA	.300	6	20	4	6	1	1	0	1	2	3	1	0	.348	.450	.798
2013	Orem Owlz (R)	LAA	.293	68	276	45	81	22	2	1	50	30	31	13	8	.359	.399	.757
2014	Inland Empire 66ers (A)	LAA	.327	72	297	40	97	17	5	0	24	17	50	8	6	.362	.418	.779
	Lake Elsinore Storm (A)	SD	.301	37	136	18	41	9	0	1	12	13	23	3	1	.371	.390	.761
	AZL Angels (R)	LAA	.125	2	8	3	1	0	0	0	0	1	0	2	1	.300	.125	.425
2015	San Antonio Missions (AA)	SD	.190	28	100	6	19	2	1	0	9	4	15	1	3	.219	.230	.449
	Lake Elsinore Storm (A)	SD	.300	57	237	50	71	12	3	3	22	21	38	17	6	.360	.414	.774
2016	SAN DIEGO PADRES (NL)	SD	.120	8	25	1	3	0	0	0	1	1	4	0	0	.154	.120	.274
	San Antonio Missions (AA)	SD	.279	96	376	45	105	21	2	5	44	15	66	13	4	.310	.386	.695
	El Paso Chihuahuas (AAA)	SD	.300	24	80	8	24	4	0	1	9	1	12	0	1	.305	.388	.692
2017	San Antonio Missions (AA)	SD	.293	51	215	30	63	12	3	4	28	16	43	2	1	.343	.433	.776
	El Paso Chihuahuas (AAA)	SD	.282	22	85	9	24	8	0	1	14	6	16	1	0	.330	.412	.741
	AZL Padres2 (R)	SD	.600	2	5	4	3	0	0	1	3	3	1	1	0	.750	1.200	1.950
	AZL Padres1 (R)	SD	.250	3	12	1	3	0	0	1	4	1	2	0	0	.286	.500	.786
2018	CHICAGO WHITE SOX (AL)	CWS	.230	42	100	15	23	6	0	6	14	7	30	2	1	.280	.470	.750
	Charlotte Knights (AAA)	CWS	.249	80	313	41	78	15	4	18	38	16	82	5	6	.290	.495	.785
2019	CHICAGO WHITE SOX (AL)	CWS	.197	55	142	10	28	3	0	3	9	11	38	0	0	.265	.282	.546
	BALTIMORE ORIOLES (AL)	BAL	.000	1	1	0	0	0	0	0	0	0	0	0	0	.000	.000	.000
	Norfolk Tides (AAA)	BAL	.219	21	73	9	16	4	0	2	12	10	22	1	0	.313	.356	.669
Major League Totals																		
Major League Totals																		
Minor League Totals																		
Minor League Totals																		



Rio Ruiz

Rio Noble Ruiz (roo-EEZ)

INFIELDER

BATS **LEFT** THROWS **RIGHT** HEIGHT **6-1** WEIGHT **215** DOB **5/22/94** SERVICE TIME **1.109**

BORN: **Covina, CA** RESIDES: **Covina, CA**
 HIGH SCHOOL: **Bishop Amat Memorial High School (La Puente, CA)**
 COLLEGE:
 ACQUIRED: **Selected off waivers from ATL on 12/10/18**
 MLB DEBUT: **For ATL on 9/18/16 vs WAS (PH)**



CAREER HIGHS

HITS	RBI	RUNS	HOME RUNS
4, 3x, last: 7/15/18 @ Norfolk	6, 6/11/14 vs Rancho Cucamonga	3, 5x, last: 5/8/18 vs Charlotte	2, 3x, last: 8/17/17 @ Scranton/WB
STRIKEOUTS	WALKS	STOLEN BASES	HITTING STREAK
4, 4x, last: 8/28/19 @ Washington	4, 7/1/13 vs Clinton	2, 6/23/13 vs Kane County	15 games, 2015

PERSONAL

- ◆ Claimed by Baltimore off of waivers from Atlanta, 12/10/18.
- ◆ Originally selected by Houston in the 4th round of the 2012 draft. Had committed to play baseball and football at the University of Southern California before signing with Houston.
- ◆ Graduated from Bishop Amat HS (CA), where he played both baseball and football. Other MLB alumni from Bishop Amat include All-Stars Michael Young and Dan Haren.
- ◆ Traded from Houston to Atlanta, along with RHP Mike Foltynewicz and RHP Andrew Thurman, in exchange for RHP James Hoyt and C Evan Gattis on 1/14/15.

2019

- ◆ Spent majority of the season with Baltimore, hitting .232 with 12 home runs, 13 doubles and 46 RBI in 127 games. Also appeared in five minor league games.
- ◆ Made his first career Opening Day roster, getting the start at third base.
- ◆ Made 89 starts at third base and four starts at first base for the Orioles.
- ◆ Hit first home run in an Orioles uniform, 4/10 vs. Oakland.
- ◆ Ranked 4th on Baltimore with 40 walks.
- ◆ Hit a walk-off, two-run home run on 8/11 vs. Houston for his first career walk-off homer. The home run landed on Eutaw Street, his first career Eutaw Street home run and just the second-ever walk-off homer to land on Eutaw Street (other: Luke Scott, 7/19/08 vs. DET).
- ◆ Hit a 12th inning go-ahead home run on 9/14 at Detroit.
- ◆ Played in three games with Norfolk, hitting .357 (5-14) with a homer and seven RBI. Registered a 10th inning walk-off RBI single in his first game with the Tides, 7/6 vs. Durham.

2018

- ◆ Spent most of year with Gwinnett, batting .269 with nine home runs and 72 RBI in 130 games.
- ◆ Ranked among International League leaders in games (T-2nd, 130), at-bats (T-2nd, 498), hits (6th, 134), runs scored (6th, 72) and total bases (8th, 194).
- ◆ Appeared defensively at 3B (49 games), 1B (35 games), LF (20 games) and RF (11 games).
- ◆ Hit a walk-off, two-run home run in a 4-2 Gwinnett win over Indianapolis, 7/18. Also added a walk-off RBI single in the 10th inning of a 5-4 win vs. Pawtucket on 7/22.
- ◆ Hit safely in 14 straight games from 6/26 - 7/12, the longest hitting streak by a Gwinnett player in 2018. The 14-game stretch was also tied for the 8th-longest in the IL in 2018.
- ◆ Registered an RBI in six consecutive games from 6/26 - 7/1, driving in 11 runs over that span. Capped that stretch with a grand slam and a season-high four RBI, 7/1 at Charlotte.
- ◆ Hit safely in 41 of 50 games from 6/26 - 8/25, ranking 10th in the IL with a .308 batting average over that span (60-195).
- ◆ Matched a career-high with four hits, 6/29 at Charlotte and 7/15 at Norfolk.
- ◆ Appeared in 14 games over two stints with Atlanta, batting .083 (1-12) with two walks.

2017

- ◆ Opened the year ranked by MLB.com as Atlanta's #23 prospect.
- ◆ Split the year between Gwinnett and Atlanta, combining for a career-best 20 home runs.
- ◆ Hit his first big league home run on 5/20 vs. Washington's Max Scherzer, becoming the first Brave to hit his first career homer off a Cy Young Award winner since Evan Gattis in 2013.
- ◆ Led the G-Braves in doubles (25), home runs (16) and RBI (56). His 16 homers tied for the 5th-most among Atlanta minor leaguers.
- ◆ Named Gwinnett's Most Competitive Player as part of year-end awards.
- ◆ Notched a pair of two-homer games, 7/9 vs. Indianapolis and 8/17 at Scranton/WB.

2016

- ◆ Entered the year ranked as Atlanta's #19 prospect by Baseball America.
- ◆ Named the Gwinnett Braves Player of the Year after leading the club in hits (126), doubles (24), RBI (62), total bases (186), at-bats (465), slugging percentage (.400) and OPS (.755).
- ◆ Ranked among Braves farmhands in walks (2nd, 61), RBI (4th, 62) and homers (T-7th, 10).
- ◆ Ranked among International League leaders in games (T-3rd, 133) and walks (T-5th, 61).
- ◆ Reached base safely in 17 consecutive games from 6/9 - 6/27, batting .339.
- ◆ Registered his first career multi-homer game, 8/20 vs. Rochester.
- ◆ Drove in a season-high five batters, 8/25 vs. Buffalo.
- ◆ Played in eight Governors' Cup playoff contests for Gwinnett.
- ◆ Had his contract selected by Atlanta on 9/17 and made his MLB debut on 9/18 vs. Washington when he was announced as a pinch-hitter in the 7th inning. Did not register an at-bat, however, as that game was called following a second rain delay with Ruiz due up.
- ◆ Collected first big league hit on 9/28 vs. Philadelphia, a triple off of Jeanmar Gomez.
- ◆ Batted .286 (2-7) with a triple, two RBI and one stolen base in five games for Atlanta.

2015

- ◆ Tabbed by Baseball America as Atlanta's 10th-best prospect entering the season.
- ◆ Spent the entire season with Double-A Mississippi and led the M-Braves with 127 games played, 420 at-bats and 63 walks. His 63 walks tied for 10th most in the Southern League.

2014

- ◆ Established career highs in games (131), at-bats (516), runs (76), hits (151), doubles (37), triples (2), RBI (77) and walks (82) with High-A Lancaster. Led the team in games, at-bats, hits, doubles, RBI and walks.
- ◆ His 37 doubles tied him for tops among Astros prospects
- ◆ Ranked among league leaders in doubles (T-1st, 37), walks (4th, 82) and OBP (6th, .387).
- ◆ Plated a career-best six runs on 6/11 vs. Rancho Cucamonga.
- ◆ Played in 21 games for the Salt River Rafters in the Arizona Fall League.

YR	TEAM	ORG	AVG	G	AB	R	H	2B	3B	HR	RBI	BB	SO	SB	CS	OBP	SLG	OPS
2012	Greenville Astros (R)	HOU	.220	15	50	8	11	3	1	1	7	4	10	0	0	.291	.380	.671
	GCL Astros (R)	HOU	.271	23	85	13	23	8	2	0	11	12	22	2	0	.361	.412	.773
2013	Quad Cities River Bandits (A)	HOU	.260	114	416	46	108	33	1	12	63	50	92	12	3	.335	.430	.766
2014	Lancaster JetHawks (A)	HOU	.293	131	516	76	151	37	2	11	77	82	91	4	4	.387	.436	.823
2015	Mississippi Braves (AA)	ATL	.233	127	420	48	98	21	1	5	46	63	94	2	2	.333	.324	.657
	ATLANTA BRAVES (NL)	ATL	.286	5	7	1	2	0	1	0	2	0	2	1	0	.286	.571	.857
2016	Gwinnett Braves (AAA)	ATL	.271	133	465	52	126	24	3	10	62	61	116	1	4	.355	.400	.755
	ATLANTA BRAVES (NL)	ATL	.193	53	150	22	29	5	0	4	19	19	41	1	0	.283	.307	.590
2017	Gwinnett Braves (AAA)	ATL	.247	103	388	48	96	25	2	16	56	42	110	1	2	.322	.446	.768
	ATLANTA BRAVES (NL)	ATL	.083	14	12	1	1	0	0	0	0	2	5	0	0	.267	.083	.350
2018	Gwinnett Stripers (AAA)	ATL	.269	130	498	72	134	25	4	9	72	40	90	2	1	.322	.390	.711
	BALTIMORE ORIOLES (AL)	BAL	.232	127	370	35	86	13	2	12	46	40	88	0	1	.306	.376	.682
2019	Bowie Baysox (AA)	BAL	.000	2	8	0	0	0	0	0	0	1	1	0	0	.111	.000	.111
	Norfolk Tides (AAA)	BAL	.357	3	14	1	5	0	0	1	7	0	3	0	0	.333	.571	.905
Major League Totals				.219	199	539	59	118	18	3	16	67	61	136	2	.298	.353	.651
Minor League Totals				.263	781	2860	364	752	176	16	65	401	355	629	24	.343	.404	.747

Adley Rutschman

Adley Stan Rutschman

CATCHER

BATS **BOTH** THROWS **RIGHT** HEIGHT **6-2** WEIGHT **220** DOB **2/6/98** SERVICE TIME **0.000**

BORN: **Portland, OR**

RESIDES: **Sherwood, OR**

HIGH SCHOOL: **Sherwood High School (Sherwood, OR)**

COLLEGE: **Oregon State (Corvallis, OR)**

ACQUIRED: **Selected by Baltimore in the 1st round (1st overall) of the 2019 draft**

MLB DEBUT:



@RutschmanAdley



@adleyrutschman



CAREER HIGHS

HITS

5, 8/19/19 vs Vermont

RBI

4, 8/19/19 vs Vermont

RUNS

2, 3x, last: 8/27/19 @ Lakewood

HOME RUNS

1, 4x, last: 9/1/19 vs Kannapolis

STRIKEOUTS

2, 5x, last: 8/29/19 @ Lakewood

WALKS

2, 4x, last: 8/31/19 vs Kannapolis

STOLEN BASES

2, 5x, last: 8/29/19 @ Lakewood

HITTING STREAK

10 games, 2019 season

PERSONAL

◆ Selected by Baltimore in the 1st round (1st overall pick) of the 2019 draft. Was just the second time the Orioles had the first overall pick, after RHP Ben McDonald was selected out of LSU in 1989. Was also the first catcher selected by Baltimore in the first round since Matt Wieters (5th overall pick) in 2007.

◆ Became the first catcher selected #1 overall since Minnesota selected Joe Mauer in 2001.

◆ Attended Oregon State University, where he hit .352 with 39 doubles, five triples, 28 home runs and 174 RBI over 185 career games with the Beavers. As a junior in 2019, earned the Golden Spikes Award, Dick Howser Trophy and Buster Posey Award after leading Division I in on-base percentage (.575) and walks (76).

◆ During his sophomore year in 2018, he helped lead Oregon State to its third NCAA Championship. Was named the College World Series Most Outstanding Player and set a CWS record with 17 hits. Set the OSU single-season record for hits (102) and RBI (83). Played alongside fellow Orioles minor leaguer IF Cadyn Grenier at Oregon State.

◆ Served as Oregon State's placekicker on kickoffs his freshman year, averaging 59.5 yards per kick while recording 20 touchbacks in 12 games.

◆ Graduated from Sherwood High School (OR), where he was the 2016 Oregon Gatorade Player of the Year and was ranked by Baseball Northwest as the #2 high school player in the state. Was three-time All-State and three-time First-Team All League.

◆ Selected by Seattle in the 40th round of the 2016 draft but did not sign.

◆ His father, Randy, played college baseball at Linfield College, a Division III school in Oregon. His grandfather, Ad, coached Linfield to three NAIA Division II football championships (1982, 1984, 1986) and a NAIA Division II baseball championship (1971).

RANKING ON ORIOLES TOP PROSPECT LISTS ENTERING 2020

#1 - Baseball Prospectus | #1 - MLB.com | #1 - Baseball America

RANKING ON NATIONAL TOP 100 LISTS ENTERING 2020

#4 - MLB.com | #4 - Baseball Prospectus | #5 Baseball America

BASEBALL AMERICA BEST TOOLS FOR 2020

Best Hitter for Average, Best Strikezone Judgement, Best Defensive C

2019

◆ Began pro career with the GCL Orioles and played five games there before being transferred to Class-A Aberdeen on 7/27.

◆ Named Orioles Minor League Player of the Month for August after hitting .344 (21-61) with a home run, 15 RBI and a .432 OBP in 16 games for Aberdeen.

◆ Hit safely in 10 consecutive contests, 8/9 - 8/19. Capped that hitting streak with five hits (including his first pro home run), a triple and four RBI on 8/19 vs. Vermont.

◆ Transferred to Class-A Delmarva on 8/21 and played final 12 games of the season there.

ORIOLES 1ST ROUND PICKS SINCE 2007

YEAR	PLAYER	POSITION	PICK	SCHOOL
2007	Matt Wieters	C	5	Georgia Tech
2008	Brian Matusz	LHP	4	University of San Diego
2009	Matt Hobgood	RHP	5	Norco HS (CA)
2010	Manny Machado	IF	3	Miami Brito Private HS (FL)
2011	Dylan Bundy	RHP	4	Owasso HS (OK)
2012	Kevin Gausman	RHP	4	Louisiana State University
2013	Hunter Harvey	RHP	22	Bandys HS (NC)
2014	<i>No 1st Round Pick (Orioles first pick was at #90)</i>			
2015	DJ Stewart	OF	25	Florida State University
	Ryan Mountcastle	IF	36	Paul J. Hagerty HS (FL)
2016	Cody Sedlock	RHP	27	University of Illinois
2017	DL Hall	LHP	21	Valdosta HS (GA)
2018	Grayson Rodriguez	RHP	11	Central Heights HS (TX)
	Cadyn Grenier	IF	37	Oregon State University
2019	ADLEY RUTSCHMAN	C	1	OREGON STATE UNIVERSITY



ADLEY RUTSCHMAN was the #1 pick in the 2019 draft. He earned the 2019 Golden Spikes Award as the best amateur player in the country after an outstanding year at Oregon State. (Baltimore Orioles)

YR	TEAM	ORG	AVG	G	AB	R	H	2B	3B	HR	RBI	BB	SO	SB	CS	OBP	SLG	OPS
2019	Delmarva Shorebirds (A)	BAL	.154	12	39	5	6	1	0	2	8	6	9	0	0	.261	.333	.594
	GCL Orioles (R)	BAL	.143	5	14	3	2	0	0	1	3	2	2	1	0	.250	.357	.607
	Aberdeen IronBirds (A)	BAL	.325	20	77	11	25	7	1	1	15	12	16	0	0	.413	.481	.894
Minor League Totals			.254	37	130	19	33	8	1	4	26	20	27	1	0	.351	.423	.774

Anthony Santander

Anthony Roger Santander (san-tan-dare)

OUTFIELDER

BATS BOTH **THROWS RIGHT** **HEIGHT 6-2** **WEIGHT 225** **DOB 10/19/94** **SERVICE TIME 1.162**

BORN: **Margarita, VZ**

RESIDES: **Agua Blanca, VZ**


HIGH SCHOOL:

COLLEGE:

ACQUIRED: **Selected by BAL from CLE in the MLB Rule 5 draft, 12/8/16**

MLB DEBUT: **For BAL on 8/18/17 vs LAA (4 AB, 1H)**

 @roller_mvp

 @anthonysantander



CAREER HIGHS

HITS	RBI	RUNS	HOME RUNS
5, 8/25/19 vs Tampa Bay	6, 7/16/16 @ Wilmington	5, 7/27/17 vs Akron	2, 5x, last: 8/31/19 @ Kansas City
STRIKEOUTS	WALKS	STOLEN BASES	HITTING STREAK
4, 2x, last: 8/14/19 @ New York (AL)	3, 7/27/17 vs Akron	1, several times	12, 2x, last: 2019 season

PERSONAL

- Selected by Baltimore from Cleveland in the Major League Rule 5 draft, 12/8/16.
- Originally signed by Cleveland as an undrafted free agent, 7/2/11.

2019

- Spent most of year with Baltimore, hitting .261 with 20 home runs and 59 RBI in 93 games.
- Appeared in 48 games with Norfolk, hitting .259 with five homers and 28 RBI.
- After being recalled from Norfolk on 6/7, he ranked among Orioles leaders in doubles (2nd, 20), home runs (2nd, 19), RBI (2nd, 58), hits (4th, 98) and runs scored (4th, 44).
- Put together a 12-game hitting streak from 8/25 - 9/7, the longest by an Oriole in 2019.
- Recorded a career-high five hits on 8/25 vs. Tampa Bay (5-for-5, HR, 2 R, 2 RBI).
- Homered from both sides of the plate on 8/31 at Kansas City, the seventh different Oriole (15th total time) to homer from both sides of the plate in the same game.
- Hit .320 (31-97) in 24 games in July, with his 31 hits ranking him 11th in the AL.
- Earned MLB Play of the Week honor for a home run saving catch, 6/8 at Houston. Robbed Yuli Gurriel of a home run, then doubled Michael Brantley off of first base.
- Led Orioles outfielders with five outfield assists. Made 37 starts in right field, 32 starts in left field and 20 starts in center field (entered 2019 with zero career games in CF).
- Registered 42 multi-hit games - 28 with Baltimore and 14 with Norfolk.
- Hit a three-run homer and drove in four runs, 4/13 vs. Toledo.
- Went 4-for-5 with an RBI, 4/16 vs. Durham.

2018

- Opened the year with Baltimore, batting .198 with a home run and six RBI in 33 games.
- Connected for his first big league homer on 4/8 at Yankee Stadium, a go-ahead two-run homer off of RHP Domingo Germán.
- Recorded his first big league stolen base, 4/5 at Yankee Stadium.
- Hit safely in four straight games for Baltimore from 4/25-29, batting .438 (7-16).
- Optioned to Double-A Bowie on 5/13 and appeared in 54 games with the Baysox, hitting .258 with five home runs and 22 RBI.
- Placed on Bowie's disabled list with a staph infection in his knee, 7/24. Joined Aberdeen on a rehab assignment on 8/15 and hit .286 with a home run and five RBI in seven games.
- Joined Norfolk on 8/24 and spent the remainder of the season with the Tides, hitting .182 with two home runs and seven RBI in 11 games.
- Gave Norfolk a walk-off win with a 10th inning RBI single, 8/25 vs. Durham.
- Connected on his first Triple-A home run, 9/1 at Durham.
- Hit .251 with five home runs and 24 RBI in 53 games for Tigres de Aragua in the VWL.

2017

- Spent his first season in the Orioles system after being a Rule 5 selection from Cleveland. Entered the season ranked as the #8 prospect in the Orioles system according to MLB.com and Baseball America.
- Opened the year on the disabled list with a strained right forearm; reinstated from the 60-day disabled list on 8/16. Appeared in 16 rehab games with Bowie (15 G) and Frederick (1 G) before joining Baltimore on 8/18.
- In 15 games with Bowie, hit .380 with five home runs, five doubles and 14 RBI.
- Made his MLB debut on 8/18 vs. the Angels and collected his first big league hit (single off of Yusmeiro Petit) in the 9th inning of that contest.
- Recorded his first Major League multi-hit game on 9/27 vs. Pittsburgh, going 3-4 with two doubles and one RBI.
- Appeared in 18 games for Salt River in the Arizona Fall League, hitting .208 with 15 RBI.

2016

- Spent season with Class-A Lynchburg in the Cleveland system, hitting .290 with 20 home runs and 95 RBI in 128 games. Ranked among Indians minor leaguers in RBI (2nd), home runs (4th) and average (9th).
- Named by MiLB.com as a Cleveland Indians Organizational All-Star.
- Ranked among Carolina League leaders in extra-base hits (1st, 62), doubles (1st, 42), runs (2nd, 90), total bases (2nd, 247), home runs (3rd, 20), RBI (3rd, 95), hits (3rd, 145), slugging (3rd, .494), OBP (5th, .368) and average (6th, .290).
- Named a Carolina League Postseason All-Star and a Baseball America High Class-A All-Star.
- Ranked among Minor League Baseball leaders in doubles (T-5th, 42), RBI (T-13th, 95), extra-base hits (T-16th, 62) and runs (T-17th, 90).
- Hit two homers (including a grand slam) and set career-high with six RBI, 7/16 at Wilmington.
- Named Carolina League Player of the Week for the week of 7/11-17.
- Had 38 multi-hit games, including three different four-hit contests.

2015

- Split season between Lake County and Mahoning Valley, hitting .294 with 13 home runs, 22 doubles and 51 RBI in 72 games.
- Began the season with Mahoning Valley and was promoted to Lake County after batting .419 (13-31) in his first eight games, earning NY-Penn League Player of the Week (6/22-28).
- Hit safely in 12 of his first 13 games with Lake County, including an 11-game hit streak over which he hit hitting .340 (18-53) with five runs and six RBI.
- Had multi-homer games on 8/19 at Lansing and 9/6 vs. South Bend.

YR	TEAM	ORG	AVG	G	AB	R	H	2B	3B	HR	RBI	BB	SO	SB	CS	OBP	SLG	OPS
2012	AZL Indians (R)	CLE	.305	43	154	27	47	15	1	4	32	13	37	6	3	.381	.494	.874
2013	Lake County Captains (A)	CLE	.242	61	219	27	53	13	0	5	31	13	43	6	3	.303	.370	.672
2014	Lake County Captains (A)	CLE	.184	43	163	16	30	9	1	1	10	17	49	2	0	.260	.270	.530
2015	Lake County Captains (A)	CLE	.278	64	248	46	69	16	0	10	42	18	53	4	2	.337	.464	.801
	Mahoning Valley Scrappers (A)	CLE	.419	8	31	6	13	6	0	3	9	4	8	0	0	.486	.903	1.389
2016	Lynchburg Hillcats (A)	CLE	.290	128	500	90	145	42	0	20	95	54	118	10	5	.368	.494	.862
2017	BALTIMORE ORIOLES (AL)	BAL	.267	13	30	1	8	3	0	0	2	0	8	0	0	.258	.367	.625
	Bowie Baysox (AA)	BAL	.380	15	50	13	19	5	0	5	14	7	9	0	0	.458	.780	1.238
	Frederick Keys (A)	BAL	.400	1	5	0	2	0	0	0	0	0	1	0	0	.400	.400	.800
2018	BALTIMORE ORIOLES (AL)	BAL	.198	33	101	8	20	5	1	1	6	6	21	1	0	.250	.297	.547
	Bowie Baysox (AA)	BAL	.258	54	209	26	54	9	3	5	22	10	32	4	1	.293	.402	.695
	Norfolk Tides (AAA)	BAL	.182	11	44	3	8	3	0	2	7	2	9	0	0	.213	.386	.599
	Aberdeen IronBirds (A)	BAL	.286	7	28	6	8	5	0	1	5	2	5	2	0	.355	.571	.926
2019	BALTIMORE ORIOLES (AL)	BAL	.261	93	380	46	99	20	1	20	59	19	86	1	2	.297	.476	.773
	Norfolk Tides (AAA)	BAL	.259	48	193	30	50	15	0	5	28	13	38	3	2	.311	.415	.726
Major League Totals			.249	139	511	55	127	28	2	21	67	25	115	2	2	.285	.434	.720
Minor League Totals			.270	483	1844	290	498	138	5	61	295	153	402	37	16	.335	.450	.784


Tanner Scott

Tanner Alexander Scott

LEFT-HANDED PITCHER

BATS: **LEFT** THROWS: **LEFT** HEIGHT: **6-2** WEIGHT: **220** DOB: **7/22/94** SERVICE TIME: **1.059**

BORN: **Mogadore, OH** RESIDES: **Mogadore, OH**
 HIGH SCHOOL: **Howland High School (Warren, OH)**
 COLLEGE: **Howard College (Big Spring, TX)**
 ACQUIRED: **Selected by Baltimore in the 6th round of the 2014 draft**
 MLB DEBUT: **For BAL on 9/20/17 vs BOS (1.0 IP, 2 H, 2 ER, 2 BB, 1 K)**



CAREER HIGHS

STRIKEOUTS 6, 5x, last: 6/21/17 @ Binghamton	INNINGS 3.2, 7/17/17 @ Hartford	WALKS 5, 7/30/14 @ GCL Red Sox	HOME RUNS ALLOWED 1, several times
RUNS ALLOWED 7, 4/27/16 vs Salem	EARNED RUNS ALLOWED 7, 4/27/16 vs Salem	HITS ALLOWED 5, 3x, last: 8/23/17 vs Reading	PITCHES IN A GAME 65, 5/18/17 @ Harrisburg

PERSONAL

- Selected by Baltimore in the 6th round of the 2014 draft.
- Attended NJCAA Howard College in Big Spring, TX, going 7-4 with a 2.66 ERA during his sophomore season. Had committed to transfer to Texas Tech before signing with Baltimore.
- Played at Division II Notre Dame College of Ohio during his freshman year.
- Attended Howland High School in Howland Township, OH.

2019

- Split the year between Norfolk and Baltimore. Went 3-4 with a 2.98 ERA in 30 outings with the Tides and was 1-1 with a 4.78 ERA in 28 games over four stints with the Orioles.
- Limited Major League left-handers to a .188 average (9-48) and averaged 12.65 strikeouts per nine innings (37 strikeouts in 26.1 IP) pitched over his 28 appearances with Baltimore.
- Tied for Baltimore's team lead with 13 appearances in September, posting a 3.86 ERA in the month as nine of his 13 outings were scoreless.
- Set a Major League career-best with five strikeouts, 4/20 vs. Minnesota. Also struck out five on 6/12 vs. Scranton/WB and 7/2 vs. Gwinnett.
- Set a Major League career-high with 3.0 innings pitched, 7/20 vs. Boston.
- Registered seven saves with Norfolk, a total that tied for 7th-most among O's farmhands.
- Limited International League batters to a .211 average, with lefties hitting just .159 (7-44).
- Went 2-3 with 6 saves and a 2.18 ERA (8 ER, 33.0 IP) in 21 outings with Norfolk after 5/31.
- Recorded 22 more strikeouts (57) than hits allowed (35) in 45.1 innings with Norfolk.
- Registered at least one strikeout in 28 of his 30 appearances with Norfolk.
- Eight of his nine appearances with Norfolk in August were scoreless.

2018

- Made 53 outings with Baltimore in his first big league season, going 3-2 with a 5.40 ERA.
- Entered 2018 rated as the #6 prospect in the Orioles system according to MLB.com.
- Ranked second among Orioles relievers with 76 strikeouts. Struck out the side on nine different occasions, tied for third-most in the majors in 2018 behind only Edwin Diaz (15 times) and Aroldis Chapman (12 times).
- Registered a 3.38 ERA in 11 relief outings in September, striking out 15 over 10.2 innings.
- Posted a 1.35 ERA (3 ER, 20.0 IP) with 30 strikeouts and four walks in 20 daytime outings.
- Stranded 12 of 31 inherited runners with Baltimore.
- Limited left-handed batters to a .218 average (19-87) with 35 strikeouts.
- Earned his first big league victory on 7/15 vs. Texas.
- Recorded four strikeouts in three separate relief appearances.
- Made 10 appearances with Norfolk, posting a 0.75 ERA (1 ER, 12.0 IP). Did not allow an earned run over his first nine outings with the Tides - his first action at the Triple-A level.

2017

- Spent majority of the year with Bowie before being recalled by Baltimore in September.
- Went 0-2 with a 2.22 ERA in 24 starts for Bowie, registering 87 strikeouts, 46 walks and 45 hits in 69.0 innings pitched. Was limited to 3.2 innings or less in each of his 24 starts.
- Named an Eastern League Midseason All-Star.
- Held Eastern League batters to a .188 average, with left-handers batting .171 and right-handers hitting .195.
- Participated in the All-Star Futures Game, allowing one run in 1.0 inning of relief.
- Had four starts in which he threw at least 3.0 innings and did not allow a hit.
- Limited EL opponents to a .164 average (11-67) with runners in scoring position, including .133 with RISP and two outs.
- Had his contract selected from Bowie on 9/17. Made his MLB debut on 9/20 vs. Boston (1.0 IP, 2 H, 2 ER, 2 BB, 1 K) and struck out Deven Marrero for first big league strikeout.
- Following the season, rated by Baseball America as the #6 prospect in the Orioles system. Also rated as having the Best Slider and Best Fastball among Orioles minor leaguers.

2016

- Split the year between Class-A Frederick and Double-A Bowie, going 5-4 with five saves and a 4.76 ERA in 43 games.
- Registered 81 strikeouts while allowing just 40 hits in 64.1 IP between the two levels.
- In 29 appearances with Frederick, held Carolina League batters to a .133 average (22-165).
- Had a 9.39 ERA through his first 10 games with the Keys before posting a 0.84 ERA (3 ER, 32.0 IP) with 47 strikeouts and 13 hits allowed over his next 17 games.
- Carolina League batters hit just .025 (1-40) against him in May, as he registered 17 strikeouts and 11 walks in 14.0 IP. Followed that up by posting a 0.57 ERA (1 ER, 15.2 IP) with a .111 opposing average (6-54) in nine games in June.
- Promoted to Bowie on 7/22 and finished his season with the Baysox, going 1-2 with a 5.63 ERA in 14 relief outings.
- Posted a 6.32 ERA in seven games for Peoria in the Arizona Fall League.

2015

- Began the year with Class-A Aberdeen, where he went 4-0 with a 3.38 ERA in nine games.
- Held New York-Penn League batters to a .211 average, with left-handers batting .192.
- Promoted to Class-A Delmarva on 7/31 and registered two saves and a 4.29 ERA in nine games (two starts) with the Shorebirds.
- Struck out a career-high six batters over a 3.0-inning relief outing, 8/27 at Kannapolis.
- Between the two levels, registered 60 strikeouts while allowing just 35 hits in 42.1 innings.
- Ranked by MLB.com as the #11 prospect in the Orioles system following the season.

2014

- Earned his first professional win on 7/5, striking out three over two scoreless innings.
- Rated by Baseball America as having the Best Fastball in the Orioles system.

YR	TEAM	ORG	W-L	ERA	G	GS	CG	SHO	SV	IP	H	R	ER	HR	HB	BB	SO	WHIP	AVG
2014	GCL Orioles (R)	BAL	1-5	6.26	10	8	0	0	0	23.0	21	22	16	0	3	20	23	1.78	.236
2015	Delmarva Shorebirds (A)	BAL	0-3	4.29	9	2	0	0	2	21.0	19	12	10	0	0	10	29	1.38	.247
	Aberdeen IronBirds (A)	BAL	4-0	3.38	9	1	0	0	0	21.1	16	9	8	0	3	12	31	1.31	.211
2016	Bowie Baysox (AA)	BAL	1-2	5.63	14	0	0	0	0	16.0	18	11	10	0	1	15	18	2.06	.305
	Frederick Keys (AO)	BAL	4-2	4.47	29	0	0	0	5	48.1	22	33	24	1	2	42	63	1.32	.133
2017	BALTIMORE ORIOLES (AL)	BAL	0-0	10.80	2	0	0	0	0	1.2	2	2	2	0	0	2	2	2.40	.286
	Bowie Baysox (AA)	BAL	0-2	2.22	24	24	0	0	0	69.0	45	17	17	2	2	46	87	1.32	.188
2018	BALTIMORE ORIOLES (AL)	BAL	3-3	5.40	53	0	0	0	0	53.1	55	33	32	6	1	28	76	1.56	.263
	Norfolk Tides (AAA)	BAL	0-1	0.75	10	0	0	0	0	12.0	10	1	1	0	0	9	13	1.58	.250
2019	BALTIMORE ORIOLES (AL)	BAL	1-1	4.78	28	0	0	0	0	26.1	28	17	14	4	2	19	37	1.78	.277
	Norfolk Tides (AAA)	BAL	3-4	2.98	30	0	0	0	7	45.1	35	21	15	2	2	15	57	1.10	.211
Career Multiple			4-4	5.31	83	0	0	0	0	81.1	85	52	48	10	3	49	115	1.65	.268
Career Multiple			13-19	3.55	135	35	0	0	14	256.0	186	126	101	5	13	169	321	1.39	.204

Cody Sedlock

Cody Austin Sedlock

RIGHT-HANDED PITCHER

BATS **RIGHT** THROWS **RIGHT** HEIGHT **6-3** WEIGHT **190** DOB **6/19/95** SERVICE TIME **0.000**

BORN: **Sherrard, IL** RESIDES: **Largo, FL**
 HIGH SCHOOL: **Alleman Catholic High School (Rock Island, IL)**
 COLLEGE: **Illinois (Champaign, IL)**
 ACQUIRED: **Selected by BAL in the 1st round (27th) in the 2016 draft**
 MLB DEBUT:

 @CodySedlock
 @CodySedlock



CAREER HIGHS

STRIKEOUTS

9, 4/8/19 vs Fayetteville

RUNS ALLOWED

9, 5/18/17 @ Salem

INNINGS

7.0, 5/19/19 vs Salem

EARNED RUNS ALLOWED

9, 5/18/17 @ Salem

WALKS

4, 4x, last: 8/10/19 @ Richmond

HITS ALLOWED

11, 6/26/17 vs Wilmington

HOME RUNS ALLOWED

2, 3x, last: 8/23/17 vs Wilmington

PITCHES IN A GAME

96, 5/31/17 @ Salem

PERSONAL

- Selected by Baltimore in the 1st round (27th overall) of the 2016 draft.
- Was drafted out of the University of Illinois and became the third Illini player to be drafted in the 1st round - and the first since Tyler Jay in 2015. Set the Illini single-season record for strikeouts (116) and was named Big Ten Pitcher of the Year in 2016. Majored in plant biotechnology while at Illinois.
- Named First Team All-America by Baseball America, Second Team All-America by D1Baseball.com and Third Team All-America by the ABCA after his junior season at Illinois.
- Graduated from Alleman Catholic High School (IL) where he went 8-1 with a 1.57 ERA and 76 strikeouts during his senior season while batting .377 with 13 doubles and 33 RBI.

RANKING ON ORIOLES TOP PROSPECT LISTS ENTERING 2020

#19 - MLB.com

2019

- Split season between Class-A Frederick and Double-A Bowie, combining to go 5-3 with a 2.84 ERA in 22 games (16 starts). Struck out 100 batters over 95.0 innings.
- Named a Carolina League Midseason All-Star, as he posted a 1.44 ERA before the break.
- Opened the year with Frederick, where he went 4-1 with a 2.36 ERA in 13 games (10 GS).
- Earned a 6.0-inning complete game shutout in a rain-shortened game, 5/4 at Lynchburg.
- Set a career-best with nine strikeouts in his first start of the year, 4/8 vs. Fayetteville.
- Established a career-high with 7.0 innings pitched, 5/19 vs. Salem.
- Went 2-0 with a 0.41 ERA (1 ER, 22.0 IP) and 21 strikeouts over four starts in May.
- Limited Carolina League batters to a .181 average, with lefties hitting just .149 (14-94).
- Transferred to Bowie on 7/17 and went 1-2 with a 3.71 ERA in nine games (six starts).
- Did not allow a run over his first 11.0 innings with Bowie (three games, one start). He held Eastern League hitters to an .031 average (1-32) with 15 strikeouts during that span.
- Earned first Double-A victory, 8/16 at Altoona (5.0 IP, 4 H, 1 ER, 1 BB, 3 K).
- In six road games (five starts) with Bowie, went 1-1 with a 2.28 ERA (6 ER, 23.2 IP).
- Earned a win for Bowie in Game 2 of the Eastern League Championship Series, allowing one run on four hits over 5.0 innings as the Baysox won at Trenton, 7-2.

2018

- Entered 2018 rated as the #12 prospect in the Orioles system according to MLB.com.
- Limited to just 13 games (nine starts) across three levels due to injuries.
- Opened the year with Frederick but made just three starts before landing on the disabled list with thoracic outlet syndrome, caused by compression of veins or nerves from the neck to below the shoulder.
- Made seven rehab appearances with the GCL Orioles (from 7/17 - 8/4) and Aberdeen (8/9 - 8/15) before returning to Frederick to end the season.
- Posted a 3.27 ERA (4 ER, 11.0 IP) over three starts with Frederick to end his campaign.

2017

- Spent the season with Class-A Frederick, where he went 4-5 with a 5.90 ERA in 20 starts.
- Earned his first professional victory in his first start of the season, 4/8 vs. Carolina.
- Opened the year 3-0 with a 1.64 ERA over his first four starts, allowing 10 hits while striking out 16 over 22.0 innings.
- Set professional career-high with seven strikeouts in a win at Carolina, 5/5.
- Allowed three earned runs or less in 13 of his 20 starts, but surrendered six earned runs or more in four outings.
- After the season, rated by Baseball America as the #7 prospect in the O's organization.

2016

- Began his professional career in the Orioles organization with Class-A Aberdeen, posting a 3.67 ERA over nine starts. Pitched 3.0 innings in each of his nine outings, allowing more than one hit in just three appearances.
- Limited New York-Penn League batters to a .158 average, as he registered nine more strikeouts (25) than hits allowed (16) in 27.0 innings pitched.



CODY SEDLOCK was named a Carolina League Midseason All-Star at Class-A Frederick in 2019 after going 4-1 with a 2.36 ERA over 13 games (10 starts). (Baltimore Sun)

YR	TEAM	ORG	W-L	ERA	G	GS	CG	SHO	SV	IP	H	R	ER	HR	HB	BB	SO	WHIP	AVG
2016	Aberdeen IronBirds (A)	BAL	0-1	3.00	9	9	0	0	0	27.0	16	11	9	1	0	13	25	1.07	.158
2017	Frederick Keys (A)	BAL	4-5	5.90	20	20	0	0	0	90.0	119	66	59	11	2	36	69	1.72	.313
2018	Frederick Keys (A)	BAL	0-2	7.97	6	6	0	0	0	20.1	27	19	18	3	4	12	13	1.92	.325
	GCL Orioles (R)	BAL	0-0	0.93	5	1	0	0	0	9.2	5	1	1	0	1	4	10	0.93	.161
	Aberdeen IronBirds (A)	BAL	0-1	2.57	2	2	0	0	0	7.0	6	2	2	0	0	2	5	1.14	.250
2019	Bowie Baysox (AA)	BAL	1-2	3.71	9	6	0	0	1	34.0	30	15	14	3	2	20	34	1.47	.238
	Frederick Keys (A)	BAL	4-1	2.36	13	10	1	1	0	61.0	38	16	16	4	4	26	66	1.05	.181
Minor League Totals			9-12	4.30	64	54	1	1	1	249.0	241	130	119	22	13	113	222	1.42	.252

Chandler Shepherd

James Chandler Shepherd

RIGHT-HANDED PITCHER

BATS **RIGHT** THROWS **RIGHT** HEIGHT **6-1** WEIGHT **215** DOB **8/25/92** SERVICE TIME **0.033**

BORN: **Louisa, KY** RESIDES: **Scottsdale, AZ**
 HIGH SCHOOL: **Lawrence County High School (Louisa, KY)**
 COLLEGE: **Kentucky (Lexington, KY)**
 ACQUIRED: **Selected off waivers from the Chicago Cubs on 5/18/19**
 MLB DEBUT: **For BAL on 8/13/19 @ NYY (4.0 IP, 5 H, 1 ER, 3 BB, 2 K, ND)**



@chandershepherd14



CAREER HIGHS

STRIKEOUTS

9, 2x, last: 4/23/19 vs Lehigh Valley

INNINGS

8.0, 8/30/19 vs Charlotte

WALKS

5, 4/12/19 vs Syracuse

HOME RUNS ALLOWED

3, 4x, last: 9/23/19 @ Toronto

RUNS ALLOWED

9, 4/29/19 @ Buffalo

EARNED RUNS ALLOWED

8, 4/29/19 @ Buffalo

HITS ALLOWED

13, 7/24/19 @ Rochester

PITCHES IN A GAME

101, 7/24/19 @ Rochester

PERSONAL

- ◆ Claimed by Baltimore off of waivers from the Chicago Cubs on 5/18/19.
- ◆ Originally selected by Boston in the 13th round of the 2014 draft. Selected by the White Sox in the 41st round of the 2011 draft but did not sign.
- ◆ Attended the University of Kentucky, where he went 13-6 with a 3.46 ERA in 60 career appearances from. Was a teammate with Pirates IF JT Riddle and Giants RHP Trevor Gott.
- ◆ Was a Cape Cod League All-Star for the Harwich Mariners in 2013.
- ◆ Attended Lawrence County (KY) High School, where he played baseball (was on the varsity team for six seasons), basketball, football, track and golf. During his senior season, he went 12-1 with a 0.65 ERA and threw two no-hitters. He finished his high school career with 512 strikeouts (2nd all-time in state history) and 40 wins (5th all-time in Kentucky history). He also set a state record with 46 consecutive scoreless innings pitched. Had Tommy John surgery in 2009, performed by the Cincinnati Reds' Dr. Tim Kremchek.
- ◆ His hometown of Louisa, KY, had a population of just 2,467 at the 2010 census.

2019

- ◆ Opened the year with Triple-A Pawtucket, going 0-5 with a 10.01 ERA in eight games (seven starts). Was designated for assignment by the Red Sox on 5/17 and claimed by the Cubs on 5/18. Baltimore claimed him off waivers on 5/22 and optioned him to Norfolk.
- ◆ Went 3-5 with a 4.62 ERA and 73 strikeouts in 14 games (12 starts) with the Tides.
- ◆ Named International League Player of the Month in August after going 3-1 with a 1.62 ERA (6 ER, 33.1 IP), 30 strikeouts and a .181 opponents average over five starts. Was the first Tides player to earn an IL Player of the Month award since Travis Ishikawa in May, 2013.
- ◆ Was named International League Player of the Week on 8/4.
- ◆ Turned in a 7.0-inning complete game win, 8/24 at Charlotte.
- ◆ Allowed two hits over 8.0 shutout innings in his final start with Norfolk, 8/30 vs. Charlotte.
- ◆ Made Major League debut on 8/13 at Yankee Stadium, throwing 4.0 innings of relief. Struck out OF Aaron Judge in the sixth inning for his first MLB punchout.
- ◆ Made first Major League start on 9/17 vs. Toronto.
- ◆ Appeared in five games (three starts) with Baltimore, posting a 6.63 ERA.

2018

- ◆ In first full pro season as a starter, went 7-10 with a 3.89 ERA in 25 starts with Pawtucket.
- ◆ Ranked among Red Sox minor leaguers in starts (T-4th, 25) and innings (10th, 129.2).
- ◆ Led Pawsox pitchers in starts, ranked second in innings and tied for third in strikeouts (107).
- ◆ Worked at least 6.0 innings in 11 of his 25 starts, and at least 5.0 innings in 18 of 25.
- ◆ Fired 7.0 shutout innings and struck out five in a win vs. Scranton/WB, 5/5.
- ◆ Yielded five HR over first three starts (14.2 IP), but just eight the rest of the year (115.0 IP).
- ◆ Turned in 11 Quality Starts, including four during the month of August. Allowed three earned runs or less in 18 of his 25 starts.
- ◆ Held IL batters to a .186 average (11-59) with runners in scoring position and two outs.
- ◆ Posted a 3.31 ERA over his final 21 starts of the year.

2017

- ◆ Spent season with Pawtucket, going 1-5 with a 4.07 ERA in 34 games (one start).
- ◆ Posted a 3.55 ERA and a .236 opponent's average in 20 road appearances.
- ◆ Led Pawsox hurlers with 34 games, a mark that tied for 12th among Red Sox farmhands.
- ◆ Allowed just five home runs over 59.2 innings.
- ◆ Posted a 3.25 ERA in 16 games (27.2 innings) after the All-Star break.

2016


- ◆ Split the year between Double-A Portland and Triple-A Pawtucket in the Red Sox system, going 2-3 with seven saves and a 2.81 ERA over 40 appearances.
- ◆ His 40 appearances tied for the most among Red Sox minor leaguers.
- ◆ 29 of his 40 appearances were scoreless (18 of 22 with Portland, 11 of 18 with Pawtucket).
- ◆ His seven saves tied for 8th among Red Sox farmhands.
- ◆ Did not allow an earned run over his final 12 outings with Portland (13.2 innings). Followed that by not allowing a run over his first three outings with Pawtucket (7.0 innings).
- ◆ Pitched for Escogido of the Dominican Winter League after the season.

2015

- ◆ Combined to go 3-2 with a 3.09 ERA in 35 appearances between Greenville and Salem.
- ◆ Went seven-for-seven in save opportunities. His seven saves tied for 5th among Red Sox minor leaguers. Also tied for 9th among Sox farmhands with 35 appearances.
- ◆ Named Red Sox Relief Pitcher of the Month in August/September, finishing with a 1.88 ERA and 14 strikeouts in 10 appearances (allowed three earned runs over 14.1 innings).
- ◆ Pitched for Scottsdale in the Arizona Fall League. Made nine appearances.

2014

- ◆ In first pro action, posted 4.05 ERA in 16 games (one start) for Class-A Lowell.



CHANDLER SHEPHERD was named the International League Player of the Month in August, 2019, the first Tides player to earn that award since Travis Ishikawa in May, 2013. (Les Treagus/Norfolk Tides)

YR	TEAM	ORG	W-L	ERA	G	GS	CG	SHO	SV	IP	H	R	ER	HR	HB	BB	SO	WHIP	AVG
2014	Lowell Spinners (A)	BOS	4-3	4.05	16	1	0	0	0	33.1	33	18	15	3	2	8	35	1.23	.254
2015	Greenville Drive (A)	BOS	3-0	1.23	7	0	0	0	1	14.2	16	5	2	1	0	3	16	1.30	.267
	Salem Red Sox (A)	BOS	0-2	3.61	28	0	0	0	6	52.1	48	23	21	3	1	7	46	1.05	.241
2016	Portland Sea Dogs (AA)	BOS	1-1	1.80	22	0	0	0	6	30.0	14	8	6	3	0	10	39	0.80	.140
	Pawtucket Red Sox (AAA)	BOS	1-2	3.71	18	1	0	0	1	34.0	28	14	14	3	0	8	23	1.06	.230
2017	Pawtucket Red Sox (AAA)	BOS	1-5	4.07	34	1	0	0	2	59.2	59	31	27	5	1	18	68	1.29	.259
2018	Pawtucket Red Sox (AAA)	BOS	7-10	3.89	25	25	0	0	0	129.2	142	66	56	13	6	34	107	1.36	.270
2019	BALTIMORE ORIOLES (AL)	BAL	0-0	6.63	5	3	0	0	0	19.0	23	15	14	5	2	6	17	1.53	.303
	Pawtucket Red Sox (AAA)	BOS	0-5	10.01	8	7	0	0	0	29.2	53	43	33	11	5	16	30	2.33	.373
	Norfolk Tides (AAA)	BAL	3-5	4.60	14	12	1	0	0	72.1	75	41	37	8	1	23	73	1.35	.261
Major League Totals			0-0	6.63	5	3	0	0	0	19.0	23	15	14	5	2	6	17	1.53	.303
Minor League Totals			20-33	4.17	172	47	1	0	16	455.2	468	249	211	50	16	127	437	1.31	.261

Chance Sisco

Chance Thomas Sisco

CATCHER

BATS
LEFT

THROWS
RIGHT

HEIGHT
6-2

WEIGHT
195

DOB
2/24/95

SERVICE TIME
1.103

BORN: Corona, CA

RESIDES: Corona, CA

HIGH SCHOOL: Santiago High School (Corona, CA)

COLLEGE:

ACQUIRED: Selected by BAL in the 2nd round of the 2013 draft

MLB DEBUT: For BAL on 9/2/17 vs TOR (defensive replacement)



@chance_sis12



@chance_sisco



CAREER HIGHS

HITS

4, 7x, last: 5/29/19 vs Columbus

RBI

5, 3x, last: 6/28/19 vs Cleveland

RUNS

4, 6/19/17 @ Durham

HOME RUNS

2, 2x, last: 5/30/19 vs Columbus

STRIKEOUTS

4, 4/10/19 @ Charlotte

WALKS

4, 4/22/16 vs Harrisburg

STOLEN BASES

1, several times

HITTING STREAK

18 games, 2014

PERSONAL

- Selected by Baltimore in the 2nd round (#61 overall) of the 2013 draft.
- Attended Santiago High School in Corona, CA. Was primarily a shortstop in high school before converting to a catcher during his senior year.

2019

- Split the year between Norfolk and Baltimore. Hit .210 with eight home runs and 20 RBI in 59 games for the Orioles and .292 with 10 homers and 27 RBI in 45 games for the Tides.
- Opened the year with Norfolk. Batted just .188 over his first 17 games with the Tides but rebounded to hit .356 with a .456 OBP, 10 homers and 33 RBI in 28 games from 4/28 - 6/1.
- Named International League Batter of the week (4/28 - 5/4) after hitting .565 with five home runs, two doubles and 15 RBI over a six-game stretch.
- Homered in three straight games from 4/30 - 5/2, then hit two homers and drove in five on 5/4 vs. Charlotte. Also hit multiple home runs on 5/29 vs. Columbus.
- Ranked 7th in the International League with a .345 average in May.
- Hit .372 (32-86) with seven home runs, 22 RBI and a .455 OBP in 24 games at Harbor Park.
- Batted .300 (15-50) with a .397 OBP against International League left-handers.
- Led Orioles minor leaguers with 10 home runs when he was recalled to Baltimore on 6/3.
- Matched a career-high by driving in five runs, 6/28 vs. Cleveland (3-5, 2B, HR, 3 R, 5 RBI).
- Notched his first Eutaw Street home run, 6/28 vs. Cleveland (off Mike Clevinger).
- Hit by nine pitches with Baltimore, second-most on the club.
- Batted .283 (17-60) in the first half with Baltimore and .168 (18-107) in the second half.

2018

- Spent the majority of the season with Baltimore, where he hit .181 with two home runs, eight doubles and 16 RBI in 63 games.
- Entered 2018 rated as the #3 prospect in the O's system by Baseball America and MLB.com. Rated by Baseball America as the #68 prospect in baseball (MLB.com rated him #99).
- Made Baltimore's Opening Day roster after batting .429 (15-35) with two home runs, five doubles, nine runs and 10 RBI in 18 Spring Training games.
- Was hit by 11 pitches, a mark that led the Orioles and tied for 11th-most in the AL.
- Recorded a Major League career-high with three RBI, 5/24 at the Chicago White Sox.
- Stole home as part of a double steal on 5/12 vs. Tampa Bay for his first career big league stolen base. He was the first Orioles catcher to steal home (since records began in 1974), and he was the first Oriole to steal home for their first career stolen base since Cal Ripken Jr. did so on 5/31/82 vs. Texas.
- Batted .267 (12-45) with a .377 OBP in 20 games in April. Also threw out 63.4% (7-11) of attempted basestealers in April, including three baserunners on 4/21 vs. Cleveland.
- Appeared in 38 games for Norfolk, batting .242 with three homers, 12 RBI and a .344 OBP.

2017

- Spent most of the season with Norfolk before a late season promotion to Baltimore.
- Entered 2017 rated as the #1 prospect in the O's system by Baseball America and MLB.com.
- Hit .267 with 23 doubles, seven homers, 47 RBI and a .340 OBP in 97 games with Norfolk.
- Participated in both the Triple-A All-Star Game and the MLB Futures Game, where he hit an RBI triple for the U.S. Team.
- Recorded 27 multi-hit games with the Tides, including five different three-hit contests.
- Had his contract selected by Baltimore in 9/1 and made MLB debut on 9/2 vs. Toronto.
- Registered first big league hit (double off of Masahiro Tanaka) and home run (off of Giovanni Gallegos) on 9/14 at Yankee Stadium.
- Batted .333 (6-18) with two home runs, and four RBI in 10 games with Baltimore.
- Named as the catcher on MiLB.com's Orioles Organizational All-Star Team.

2016

- Spent most of year with Bowie, hitting .320 with four home runs and 44 RBI in 112 games.
- Named to Eastern League Midseason and Postseason All-Star Teams. Named as an O's Organizational All-Star by MiLB.com and 2nd-Team Minor League All-Star by Baseball America.
- Ranked among Eastern League leaders in OBP (1st, .406) and average (4th, .320).
- His .403 OBP between Bowie and Norfolk ranked 16th among all minor leaguers.
- Played in the All-Star Futures Game in San Diego, going 1-2 with a solo home run.
- His .317 average between Bowie & Norfolk ranked second among Orioles minor leaguers.
- Spent the season playing at 21 years old, which was 3.3 years younger than the Eastern League average and 5.5 years younger than the International League average.
- Promoted to Norfolk on 9/1 and played his final four games of the season with the Tides. Hit a grand slam and drove in a career-high five in his first Triple-A game, 9/1 at Charlotte.
- Named by Baseball America as having the Best Strike-Zone Judgment in the Eastern League. Also rated as being the Best Hitter for Average and as having the Best Strike-Zone Discipline in the O's organization.

2015

- Split the season between Frederick and Bowie, hitting .297 with six home runs and 34 RBI in 95 games. His .297 batting average ranked second among Orioles minor leaguers.
- Named to MiLB.com's Orioles organizational All-Star Team following the season.

2014

- Led South Atlantic League in average (.340) and on-base percentage (.406), and was named to the SAL Postseason All-Star Team.
- Had an 18-game hitting streak from 6/30 - 7/18, over which he hit .408 (31-76).
- His .340 batting average led all Orioles minor leaguers.
- Named as Best Hitter for Average among O's prospects by Baseball America.

YR	TEAM	ORG	AVG	G	AB	R	H	2B	3B	HR	RBI	BB	SO	SB	CS	OBP	SLG	OPS	
2013	GCL Orioles (R)	BAL	.371	31	97	15	36	4	1	1	11	17	21	1	1	.475	.464	.938	
	Aberdeen IronBirds (A)	BAL	.200	2	5	1	1	0	0	0	0	1	2	0	0	.333	.200	.533	
2014	Delmarva Shorebirds (A)	BAL	.340	114	426	56	145	27	2	5	63	42	79	1	2	.406	.448	.854	
2015	Bowie Baysox (AA)	BAL	.257	20	74	9	19	4	0	2	8	9	14	0	1	.337	.392	.729	
	Frederick Keys (A)	BAL	.308	75	263	30	81	12	3	4	26	33	41	8	1	.387	.422	.809	
2016	Bowie Baysox (AA)	BAL	.320	112	410	53	131	28	1	4	44	59	83	2	2	.406	.422	.828	
	Norfolk Tides (AAA)	BAL	.250	4	16	4	4	0	0	2	7	2	5	0	0	.333	.625	.958	
2017	BALTIMORE ORIOLES (AL)	BAL	.333	10	18	3	6	2	0	2	4	3	7	0	0	.455	.778	1.232	
	Norfolk Tides (AAA)	BAL	.267	97	344	47	92	23	0	7	47	32	99	2	2	.340	.395	.736	
2018	BALTIMORE ORIOLES (AL)	BAL	.181	63	160	13	29	8	0	2	16	13	66	1	0	.288	.269	.557	
	Norfolk Tides (AAA)	BAL	.242	38	128	22	31	5	0	3	12	16	36	0	0	.344	.352	.696	
2019	BALTIMORE ORIOLES (AL)	BAL	.210	59	167	29	35	7	0	8	20	22	61	0	1	.333	.395	.729	
	Norfolk Tides (AAA)	BAL	.292	45	168	31	49	10	0	10	37	20	44	0	0	.388	.530	.918	
Major League Totals				.203	132	345	45	70	17	0	12	40	38	134	1	1	.319	.357	.676
Minor League Totals				.305	538	1931	268	589	113	7	38	255	231	424	14	9	.386	.430	.816

Dwight Smith, Jr.

John Dwight Smith Jr.

OUTFIELDER

BATS **LEFT** THROWS **RIGHT** HEIGHT **6-0** WEIGHT **210** DOB **10/26/92** SERVICE TIME **1.085**

BORN: **Peachtree City, GA**

RESIDES: **Peachtree City, GA**

HIGH SCHOOL: **McIntosh High School (McIntosh, GA)**

COLLEGE:

ACQUIRED: **Trade with Toronto in exchange for international bonus money, 3/8/19**

MLB DEBUT: **For TOR on 5/18/17 at ATL (0-for-2, BB, K)**



@DSmittyJr



@dwightsmith25



CAREER HIGHS

HITS

4, 5x, last: 4/21/18 @ Norfolk

RBI

6, 2x, last: 6/4/19 @ Texas

RUNS

4, 6/12/15 @ Altoona

HOME RUNS

2, 3x, last: 6/29/16 vs Hartford

STRIKEOUTS

5, 8/23/12 vs Boise

WALKS

3, 7x, last: 6/22/19 @ Seattle

STOLEN BASES

4, 8/11/16 @ Bowie

HITTING STREAK

16 games, 2x, last: 2016

PERSONAL

- ◆ Acquired by Baltimore from Toronto in a trade for international bonus money, 3/8/19.
- ◆ Originally selected by Toronto in the 1st round (53rd overall) of the 2011 draft.
- ◆ Attended McIntosh High School in Peachtree City, GA.
- ◆ His father, Dwight Smith, had an eight-year Major League career that saw him register 497 hits and 46 home runs over stints with the Cubs, Angels, Orioles and Braves. He finished second in the 1989 Rookie of the Year voting after hitting .324 with nine home runs, six triples and 52 RBI in 109 games for the Cubs.

2019

- ◆ Spent most of year with Baltimore, hitting .241 with 13 homers and 53 RBI in 101 games.
- ◆ Made his first career Opening Day roster and started on Opening Day (LF), 3/28 at NYY.
- ◆ Made 82 starts in left field and seven starts at designated hitter.
- ◆ Hit safely in each of his first eight games, then hit safely in nine straight from 4/15 - 4/26.
- ◆ Ranked among Orioles team leaders in homers (5th, 13), RBI (5th, 53) and runs (T-5th, 46).
- ◆ Recorded an RBI in four straight contests, 4/18 - 4/23 (included three multi-RBI games).
- ◆ Tied a career-best with six runs batted in, 6/4 at Texas (most RBI by an Oriole in 2019).
- ◆ Hit first career MLB grand slam, 5/31 vs. San Francisco (off of Drew Pomeranz).
- ◆ Batted .337 (30-89) with eight home runs and 45 RBI with runners in scoring position.
- ◆ Spent 6/7 - 6/20 on the Concussion Injured List. Placed on the 10-day Injured List with a left calf strain, 7/30. Reinstated and optioned to Norfolk, 8/22. Recalled to Baltimore on 9/1.
- ◆ Had 25 multi-hit games with Baltimore, including five different three-hit contests.
- ◆ Appeared in nine August games with Norfolk, hitting .351 (13-37) with 11 RBI.
- ◆ Homered and drove in five runs, 8/26 at Gwinnett.

2018

- ◆ Spent the majority of the season with Buffalo, where he hit .268 with 25 doubles, six home runs, 44 walks and 42 RBI in 85 games.
- ◆ Led the Bisons with 25 doubles while ranking among team leaders in OBP (2nd, .358), RBI (3rd, 42), hits (4th, 83) and total bases (6th, 128).
- ◆ Hit a grand slam and drove in five, 4/11 at Pawtucket.
- ◆ In a three-game series against Norfolk at Harbor Park from 4/20-22, he batted .556 (5-9) with seven walks; matching his career-high with four hits on 4/21 and his career-high in walks (3) in each of the other two games (4/20 and 4/22).
- ◆ Batted .262 with two home runs and eight RBI in 35 games over four stints with Toronto.
- ◆ Hit .302 (16-53) against big league right-handers.
- ◆ Belted his first career big league home run, 5/24 vs. Los Angeles (Nick Tropeano).
- ◆ Batted .298 with 15 doubles and 13 RBI with Buffalo after the All-Star break.
- ◆ Hit .300 (9-30) with Toronto over 15 games in May and .286 (4-14) with the Jays in September.

2017

- ◆ Appeared in 12 games for Toronto across three stints, but spent most of the season with Triple-A Buffalo (108 games).
- ◆ Batted .273 (108-395) with 21 doubles, eight home runs and 46 RBI with the Bisons.
- ◆ Hit .321 (35-109) against left-handed pitching with Buffalo.
- ◆ Earned MLB promotion on 5/18 and made his debut that night in Atlanta, coming in as a defensive replacement in the 3rd inning and drawing a walk in his first plate appearance.
- ◆ Hit .370 (10-27) with two doubles in his 12 games with the Blue Jays.
- ◆ Recorded first MLB hit, 5/24 at Milwaukee, a pinch-hit, 9th-inning double off Wily Peralta.
- ◆ Collected his first big league RBI with a 7th-inning single, 5/24 at Milwaukee.
- ◆ Went 3-4 and stole his first career base, 6/14 vs Tampa Bay.

2016

- ◆ Played the entire season for Double-A New Hampshire, hitting .265 with a career-high 15 home runs and 74 RBI in 126 games.
- ◆ Named Eastern League Player of the Week on 5/22 after hitting .444 (12-27) with three home runs and six RBI from 5/15 - 5/22.
- ◆ Named MiLB.com Organizational All-Star for Toronto.
- ◆ Finished the season on a high note, batting .444 (8-18) in final five games of the year.

2015

- ◆ Spent the entire season with Double-A New Hampshire, batting .265 with 26 doubles, seven home runs and 44 RBI in 117 games.
- ◆ Had a 16-game hitting streak from 4/13 - 4/29, matching his career-high (2016). Hit .348 (23-66) with six doubles, two home runs and nine RBI over that stretch.
- ◆ Led New Hampshire with 26 doubles, which also ranked 9th in the Eastern League.
- ◆ Named Eastern League Midseason All-Star.

2014

- ◆ Played the entire year with Class-A Dunedin, hitting .284 with a career-high 134 hits and 60 RBI in 121 games.
- ◆ Recipient of the R. Howard Webster award (Blue Jays MVP at each level) for Dunedin.
- ◆ Was a Florida State League Midseason and Postseason All-Star.
- ◆ Named MiLB.com Organizational All-Star for Toronto.
- ◆ Earned *Baseball America* High Class-A All-Star honors.
- ◆ Finished 2014 ranked #20 among Blue Jays prospects, according to MLB.com.

2013

- ◆ Spent the season with Class-A Lansing, batting .284 with seven home runs and 46 RBI.
- ◆ Led the Lugnuts in average (.284), OBP (.365), doubles (17), triples (3) and home runs (7), and finished second in stolen bases (25).
- ◆ Recipient of the R. Howard Webster award (Blue Jays MVP at each level) for Lansing.

YR	TEAM	ORG	AVG	G	AB	R	H	2B	3B	HR	RBI	BB	SO	SB	CS	OBP	SLG	OPS	
2012	Bluefield Blue Jays (R)	TOR	.226	41	159	20	36	6	0	4	21	11	22	1	1	.289	.340	.629	
	Vancouver Canadians (A)	TOR	.175	18	63	5	11	3	1	0	8	6	11	0	0	.254	.254	.507	
2013	Lansing Lugnuts (A)	TOR	.284	109	423	57	120	17	3	7	46	52	82	25	5	.365	.388	.753	
2014	Dunedin Blue Jays (A)	TOR	.284	121	472	83	134	28	8	12	60	58	69	15	4	.363	.453	.816	
2015	New Hampshire Fisher Cats (AA)	TOR	.265	117	460	74	122	26	2	7	44	47	64	4	3	.335	.376	.711	
2016	New Hampshire Fisher Cats (AA)	TOR	.265	126	471	56	125	24	5	15	74	45	91	12	7	.332	.433	.765	
2017	TORONTO BLUE JAYS (AL)	TOR	.370	12	27	2	10	2	0	0	1	1	10	1	0	.414	.444	.858	
	Buffalo Bisons (AAA)	TOR	.273	108	395	56	108	21	1	8	46	47	71	8	8	.350	.392	.743	
2018	TORONTO BLUE JAYS (AL)	TOR	.262	35	65	9	17	8	0	2	8	7	13	0	0	.347	.477	.824	
	Buffalo Bisons (AAA)	TOR	.268	85	310	39	83	25	1	6	42	44	53	9	3	.358	.413	.771	
2019	BALTIMORE ORIOLES (AL)	BAL	.241	101	357	46	86	16	3	13	53	26	82	5	1	.297	.412	.708	
	Norfolk Tides (AAA)	BAL	.311	11	45	9	14	2	0	3	12	3	8	0	0	.367	.556	.923	
Major League Totals				.252	148	449	57	113	26	3	15	62	34	105	6	1	.311	.423	.734
Minor League Totals				.269	736	2798	399	753	152	21	62	353	313	471	74	31	.345	.405	.750

DJ Stewart

Demetrius Jerome Stewart

OUTFIELDER

BATS
LEFT

THROWS
RIGHT

HEIGHT
6-0

WEIGHT
230

DOB
11/30/93

SERVICE TIME
0.123

BORN: Gainesville, FL

RESIDES: Yulee, FL


HIGH SCHOOL: The Bolles School (Jacksonville, FL)

COLLEGE: Florida State (Tallahassee, FL)

ACQUIRED: Selected by BAL in the 1st round (25th) of the 2015 draft

MLB DEBUT: For BAL on 9/12/18 vs OAK (3 AB)

 @GOODJ18

 @dj_stewart8



CAREER HIGHS

HITS

4, 3x, last: 5/25/19 @ Gwinnett

RBI

7, 5/8/19 vs Pawtucket

RUNS

4, 3x, last: 6/22/18 @ Louisville

HOME RUNS

2, 3x, last: 5/8/19 vs Pawtucket

STRIKEOUTS

4, 2x, last: 7/4/18 @ Gwinnett

WALKS

3, 2x, last: 6/14/18 vs Charlotte

STOLEN BASES

3, 6/6/16 @ West Virginia

HITTING STREAK

9 games, 2016 season

PERSONAL

- Selected by Baltimore in the 1st round (25th overall) of the 2015 draft. Originally selected by the New York Yankees in the 28th round of the 2012 draft but did not sign.
- Attended Florida State University, where he was named the Atlantic Coast Conference Player of the Year as a sophomore in 2014. During his junior year at FSU, he led the nation with 69 walks and batted .318 with 15 home runs, 59 RBI and a .500 OBP.
- Attended The Bolles School (FL) for high school, where he won five state championships (three in football and two in baseball). The Bolles School has also produced MLB Hall of Famer Chipper Jones, 2016 Olympic Gold Medalist swimmer Ryan Murphy and current tight end for the Baltimore Ravens, Hayden Hurst.

2019

- Split the year between Norfolk and Baltimore. Also appeared in nine rehab games between the GCL Orioles and Double-A Bowie.
- Entered year ranked among O's top prospects by Baseball America (#15) & MLB.com (#16).
- Opened the year in Norfolk and led the Tides in RBI (35), walks (29) and extra-base hits (23) when he was promoted to Baltimore for the first time on 5/28.
- Named Orioles Minor League Player of the Month for May after hitting .457 (31-68) with 10 doubles, five home runs, 15 runs, 27 RBI and a .518 OBP over 19 games. His .457 average in May led all of MiLB, and he had more multi-hit games (8) than hitless games (3) in May.
- Named an Orioles Organizational All-Star by MiLB.com.
- Ranked 5th among O's farmhands with 15 homers despite appearing in only 72 games. Also ranked among O's minor leaguers in extra-base hits (T-6th, 37) and RBI (7th, 56).
- Homered twice (including a grand slam), doubled and drove in a career-high seven RBI, 5/8 vs. Pawtucket. The seven RBI was the most by a Tides player in 2020.
- Tied his career-high with four hits, 5/25 at Gwinnett.
- Recalled by Baltimore on 5/28. Registered three hits and a steal that night vs Detroit.
- Had two stints on O's Injured List: 6/6 - 7/14 (right ankle) and 8/7 - 8/16 (concussion).
- Batted .304 (14-46) with four doubles and three RBI in 14 August games for Orioles.

2018

- Spent the majority of the season with Norfolk, ranking among team leaders in home runs (1st, 12), doubles (T-1st, 24), walks (1st, 54), games (2nd, 116), RBI (2nd, 55), stolen bases (2nd, 11), total bases (2nd, 163) and hits (99). His 54 walks ranked 7th in the IL.
- Named an IL Midseason All-Star, going 3-3 with an RBI and a run scored in the contest.
- His first Triple-A homer was a two-out, two-run walk-off in the 9th inning, 4/8 vs. Gwinnett.
- Belted a grand slam and matched a career-high with four runs scored, 6/22 at Louisville.
- Appeared in LF (24 G), CF (3 G) and RF (88 G), leading the Tides with eight outfield assists.
- Lined a 10th inning RBI single in a walk-off win vs. Gwinnett, 7/13.
- Had contract selected by Baltimore on 9/11 and made his MLB debut on 9/12 vs Oakland, starting in left field. Collected his first big league hit, 9/18 vs. Toronto (Aaron Sanchez).
- Belted his first career MLB home run, 9/19 vs. Toronto (off of Marco Estrada).

2017

- Batted .278 with 26 doubles, 21 home runs, 20 stolen bases, 80 runs and 79 RBI in 126 games for Double-A Bowie. Ranked among Eastern League leaders in runs (1st, 80), RBI (4th, 79), OBP (4th, .378) walks (4th, 65) and total bases (5th, 220).
- Became the first player in Bowie history to hit 20 homers and steal 20 bases in the same season. Was one of just 10 players in all of MiLB to hit 20 home runs and steal 20 bases.
- Ranked among O's farmhands in RBI (4th, 79), steals (T-4th, 20) and home runs (5th, 21).
- Named as an outfielder on MiLB.com's Orioles All-Star Team.
- Registered 38 multi-hit games, including eight different three-hit games.
- Hit a grand slam and set a career-high with six runs batted in, 8/5 at Portland.
- Was Baltimore's Minor League Player of the Month for August after hitting .340 with six home runs, 20 RBI and a .446 on-base percentage.

2016

- Split the year between Delmarva and Frederick, hitting .254 with 10 homers and 55 RBI.
- Drew 78 walks, a total that led the O's system and ranked 12th in Minor League Baseball.
- Ranked 4th among Orioles minor leaguers with 26 stolen bases.
- Opened the year with Delmarva, hitting .230 with four home runs and 25 RBI in 62 games.
- Set a career-high with four runs scored, 4/22 at Kannapolis (2-2, 2 BB, 4 R).
- Registered a career-high four hits and stole three bases, 6/6 at West Virginia.
- Despite appearing in only 62 games with Delmarva, ranked 2nd on the club with 42 walks.
- Promoted to Frederick on 6/23 and hit .279 with six home runs and 30 RBI in 59 games.
- Scored four runs for the second time in 2016, 7/4 at Lynchburg (3-4, 2B, RBI, 4 R).
- Had a career-best nine-game hitting streak from 7/6-15, hitting .333 (12-36).
- Homered and matched his career-high with four RBI, 7/11 vs. Winston-Salem.
- Was an All-Star for Peoria in the Arizona Fall League.

2015

- Ranked as the #9 prospect in the New York-Penn League by Baseball America.
- Slugged his first professional home run on 7/6 at Mahoning Valley.
- Homered in both games of a doubleheader, 7/20 at Tri-City.



DJ STEWART ranked 5th among Orioles minor leaguers with 15 home runs in 2019 despite appearing in only 72 games at the minor league level. (Scott Sears/Norfolk Tides)

YR	TEAM	ORG	AVG	G	AB	R	H	2B	3B	HR	RBI	BB	SO	SB	CS	OBP	SLG	OPS
2015	Aberdeen IronBirds (A)	BAL	.218	62	238	25	52	8	2	6	24	23	52	4	1	.288	.345	.633
2016	Delmarva Shorebirds (A)	BAL	.230	62	213	27	49	12	1	4	25	42	58	16	6	.366	.352	.719
	Frederick Keys (A)	BAL	.279	59	201	41	56	12	2	6	30	36	46	10	3	.389	.448	.837
2017	Bowie Baysox (AA)	BAL	.278	126	457	80	127	26	2	21	79	65	87	20	4	.378	.481	.859
2018	BALTIMORE ORIOLES (AL)	BAL	.250	17	40	8	10	3	0	3	10	4	12	2	1	.340	.550	.890
	Norfolk Tides (AAA)	BAL	.235	116	421	59	99	24	2	12	55	54	103	11	4	.329	.387	.716
2019	BALTIMORE ORIOLES (AL)	BAL	.238	44	126	15	30	6	0	4	15	14	26	1	2	.317	.381	.698
	Bowie Baysox (AA)	BAL	.308	4	13	5	4	1	0	1	6	3	2	0	0	.471	.615	1.086
	Norfolk Tides (AAA)	BAL	.291	63	230	42	67	19	2	12	47	38	51	5	4	.396	.548	.944
	GCL Orioles (R)	BAL	.133	5	15	4	2	0	0	2	3	4	5	0	0	.350	.533	.883
Major League Totals																		
Minor League Totals																		

Kohl Stewart

Kohl Robert Stewart

RIGHT-HANDED PITCHER

BATS **RIGHT** THROWS **RIGHT** HEIGHT **6-3** WEIGHT **200** DOB **10/7/94** SERVICE TIME **0.094**

BORN: **Houston, TX** RESIDES: **Tomball, TX**
 HIGH SCHOOL: **St. Pius X High School (Houston, TX)**
 COLLEGE:
 ACQUIRED: **Signed by Baltimore as a major league free agent, 12/29/19**
 MLB DEBUT: **For MIN on 8/12/18 at DET (4.1 IP, 8 H, 3 ER, 1 BB, 1 K, L)**

@KohlStewart1
 @kohlstewart1



CAREER HIGHS

STRIKEOUTS	INNINGS	WALKS	HOME RUNS ALLOWED
9, 2x, last: 6/10/18 @ Montgomery	8.0, 3x, last: 8/19/16 vs Montgomery	6, 5/23/16 vs Tampa	2, 3x, last: 4/24/19 @ Houston
RUNS ALLOWED	EARNED RUNS ALLOWED	HITS ALLOWED	PITCHES IN A GAME
12, 7/13/19 vs Lehigh Valley	8, 6/30/19 vs Pawtucket	11, 7/8/16 vs Birmingham	105, 4/24/19 @ Houston

PERSONAL

- ◆ Signed by Baltimore as a major league free agent on 12/29/19.
- ◆ Originally selected by Minnesota in the 1st round (4th overall) of the 2013 draft. The only players chosen ahead of him were RHP Mark Appel (Astros), IF Kris Bryant (Cubs) and RHP Jon Gray (Rockies).
- ◆ Attended St. Pius X High School in Houston, where he was named the Gatorade Texas High School Player of the Year during his senior season. Also played football, and was recruited to be a two-sport athlete (pitcher and quarterback) at Texas A&M.
- ◆ Other notable alumni from St. Pius X High School include former NFL quarterback and head coach Gary Kubiak and current Angels pitcher Justin Anderson (Stewart and Anderson were teammates in high school).

2019

- ◆ Spent the majority of the season with Triple-A Rochester, where he went 8-6 with a 5.14 ERA in 20 games (19 starts). Also appeared in nine games (two starts) over seven stints with Minnesota, going 2-2 with a 6.39 ERA.
- ◆ Ranked among Twins minor leaguers in wins (T-3rd, 8) and games started (T-9th, 19).
- ◆ Allowed three earned runs or less in 15 of his 20 appearances with Rochester, including three starts in which he did not allow an earned run.
- ◆ Went 2-0 with a 1.93 ERA over four games (three starts) for Rochester in May.
- ◆ Held International League right-handers to a .223 average (48-215) with 55 strikeouts.
- ◆ Got the start for Rochester on Opening Day, earning the win after striking out a season-high eight over 5.0 innings of work on 4/4 at Lehigh Valley.
- ◆ Made first season start with Minnesota on 4/24 in his hometown of Houston, going 6.0 innings and throwing a career high 105 pitches in the contest.
- ◆ His final seven appearances with Minnesota came out of the bullpen.

2018

- ◆ Split the year between Double-A Chattanooga (14 starts), Triple-A Rochester (seven games, five starts) and Minnesota (eight games, four starts).
- ◆ His 101 strikeouts ranked 6th among Twins minor leaguers.
- ◆ Opened the year at Chattanooga, where he went 3-4 with a 4.76 ERA.
- ◆ Named Twins Minor League Pitcher of the Week twice: 4/8 - 4/14 and 7/14 - 7/21.
- ◆ Joined Rochester on 7/1 and went 0-3 with a 3.98 ERA in seven outings for the Red Wings.
- ◆ Had contract selected on 8/12 and made Major League debut that night at Detroit. Struck out C Grayson Greiner that night for first big league punchout.
- ◆ Earned first MLB win on 9/11 vs. the New York Yankees, throwing 3.1 innings in relief.
- ◆ Went 2-0 with a 1.33 ERA (3 ER, 20.1 IP) over four outings for Minnesota in September.
- ◆ Limited big league hitters to a .179 average (5-28) with runners in scoring position.

2017

- ◆ Spent majority of the season with Chattanooga, where he went 5-6 with a 4.09 ERA over 16 starts. Also made one spot start for Triple-A Rochester.
- ◆ Had two stints on the DL with left knee tendinitis, 5/8 - 6/29 and 8/22 - end of season.
- ◆ Ranked among Chattanooga team leaders in starts (T-3rd, 16) and wins (T-4th, 5).
- ◆ Allowed three earned runs or less in 11 of his 16 starts with the Lookouts.
- ◆ Went 4-1 with a 3.27 ERA in six starts in July. Struck out 25 batters over 33.0 innings while holding Southern League opponents to a .224 average.
- ◆ Went 4-2 despite a 5.50 ERA in his road starts, but was 1-4 at home despite a 2.95 ERA.
- ◆ Earned a win in his Triple-A debut, 8/18 at Louisville.

2016

- ◆ Combined to go 12-8 with a 2.88 ERA in 25 starts between Fort Myers and Chattanooga.
- ◆ Named a Florida State League Midseason All-Star. Went 3-2 with a 2.61 ERA and 44 strikeouts in nine starts with the Miracle during the first half.
- ◆ Finished the season going 8-4 with a 2.58 ERA in 12 starts after the All-Star break.
- ◆ Tied a career-high with 8.0 innings on 8/19 vs Montgomery.
- ◆ Ended the season ranked as the #7 Twins prospect according to Baseball America.

2015

- ◆ Ranked 8th in the Florida State League with a 3.20 ERA.
- ◆ Led Fort Myers with 129.1 innings pitched.
- ◆ Ranked by Baseball America as the #8 prospect in the Twins system after the season.

2014

- ◆ Named a Midseason All-Star with Class-A Cedar Rapids.
- ◆ Ranked as the #36 overall prospect in baseball by MLB.com and as the Top Pitching Prospect in the Midwest League. Also ranked as the #4 prospect in the Twins organization.



KOHL STEWART has appeared in 17 games with Minnesota over the last two seasons, including eight games (four starts) in 2018 in which he posted a 3.68 ERA. (Ben Ludeman/USA TODAY)

YR	TEAM	ORG	W-L	ERA	G	GS	CG	SHO	SV	IP	H	R	ER	HR	HB	BB	SO	WHIP	AVG
2013	Elizabethton Twins (R)	MIN	0-0	0.00	1	1	0	0	0	4.0	1	0	0	0	1	1	8	0.50	.077
	GCL Twins (R)	MIN	0-0	1.69	6	3	0	0	0	16.0	12	7	3	0	1	3	16	0.94	.188
2014	Cedar Rapids Kernels (A)	MIN	3-5	2.59	19	19	0	0	0	87.0	75	36	25	4	7	24	62	1.14	.233
2015	Fort Myers Miracle (A)	MIN	7-8	3.20	22	22	1	0	0	129.1	134	63	46	2	6	45	71	1.38	.273
2016	Chattanooga Lookouts (AA)	MIN	9-6	3.03	16	16	1	0	0	92.0	91	40	31	4	6	44	47	1.47	.265
	Fort Myers Miracle (A)	MIN	3-2	2.61	9	9	0	0	0	51.2	39	19	15	2	2	19	44	1.12	.207
2017	Chattanooga Lookouts (AA)	MIN	5-6	4.09	16	16	0	0	0	77.0	72	41	35	4	4	45	52	1.52	.253
	Rochester Red Wings (AAA)	MIN	1-0	7.20	1	1	0	0	0	5.0	7	4	4	1	1	1	5	1.60	.333
2018	MINNESOTA TWINS (AL)	MIN	2-1	3.68	8	4	0	0	0	36.2	34	16	15	1	3	18	24	1.42	.246
	Chattanooga Lookouts (AA)	MIN	3-4	4.76	14	14	0	0	0	68.0	84	41	36	3	5	21	71	1.54	.301
	Rochester Red Wings (AAA)	MIN	0-3	3.98	7	5	0	0	0	40.2	45	19	18	4	2	12	30	1.40	.300
2019	MINNESOTA TWINS (AL)	MIN	2-2	6.39	9	2	0	0	0	25.1	29	18	18	5	1	8	10	1.46	.290
	Rochester Red Wings (AAA)	MIN	8-6	5.14	20	19	0	0	0	91.0	90	67	52	10	11	44	80	1.47	.257
Major League Totals			4-3	4.79	17	6	0	0	0	62.0	63	34	33	6	4	26	34	1.44	.265
Minor League Totals			39-40	3.60	131	125	2	0	0	661.2	650	337	265	34	46	259	486	1.37	.259

Cole Sulser

Cole Young Sulser

RIGHT-HANDED PITCHER

BATS **RIGHT** THROWS **RIGHT** HEIGHT **6-1** WEIGHT **190** DOB **3/12/90** SERVICE TIME **0.028**

BORN: **Poway, CA** RESIDES: **Santa Ysabel, CA**
 HIGH SCHOOL: **Ramona High School (Ramona, CA)**
 COLLEGE: **Dartmouth (Hanover, NH)**
 ACQUIRED: **Claimed off waivers by Baltimore from Tampa Bay on 10/1/19**
 MLB DEBUT: **For TB on 9/6/19 vs TOR (1.0 IP, 1 H, 0 R, 2 BB, 1 K)**



CAREER HIGHS

STRIKEOUTS 10, 2x, last: 9/3/13 @ Auburn	INNINGS 6.1, 7/30/14 @ Salem	WALKS 4, 2x, last: 5/17/14 vs Salem	HOME RUNS ALLOWED 2, 6/19/14 vs Frederick
RUNS ALLOWED 10, 6/19/14 vs Frederick	EARNED RUNS ALLOWED 9, 6/19/14 vs Frederick	HITS ALLOWED 10, 3x, last: 8/5/14 @ Frederick	PITCHES IN A GAME 100, 7/11/14 @ Trenton

PERSONAL

- ◆ Claimed by Baltimore off of waivers from Tampa Bay on 10/1/19.
- ◆ Originally selected by Cleveland in the 25th round of the 2013 draft.
- ◆ Graduated from Dartmouth College, where he was a First-Team All-Ivy pitcher after his junior season in 2011. Was All-Ivy Second Team and Dartmouth Pitcher of the Year after a sophomore season that saw him lead the Ivy League with eight victories.
- ◆ Earned two bachelor's degrees at Dartmouth: in engineering sciences with public policy and mechanical engineering.
- ◆ Pitched with his younger brother, Beau, at Dartmouth. Beau was drafted by Pittsburgh in the 10th round of the 2017 draft.
- ◆ Traded to Tampa Bay as part of a three-team deal on 12/13/18 that sent IF Yandy Diaz to the Rays, IF Jake Bauers & C Carlos Santana to Cleveland, and IF Edwin Encarnacion to Seattle.
- ◆ Attended Ramona High School (CA), where he helped lead the team to the Valley League and North County championship his senior season. Also served as student body president.

2019

- ◆ Spent the majority of the season with Triple-A Durham before a September call up to Tampa Bay. Went 6-3 with a 3.27 ERA in 49 appearances (four starts) with Durham before recording seven scoreless outings with the Rays.
- ◆ His 49 games ranked 2nd among Rays minor leaguers and 4th in the International League.
- ◆ Registered 89 strikeouts, tied for the second-most among Durham Bulls pitchers.
- ◆ 35 of his 49 appearances with Durham were scoreless.
- ◆ Held IL batters to a .208 average, with righties hitting just .170 against him.
- ◆ Earned a save on 7/5 at Gwinnett and capped off a seven-inning no-hitter after striking out six over three hitless innings. The no-hitter was Durham's first-ever seven-inning no-no.
- ◆ Went 2-0 with a 1.32 ERA in 17 appearances for Durham after the All-Star break.
- ◆ Had contract selected on 9/2 and made MLB debut on 9.6 vs. Toronto. Struck out the first batter he faced (Rowdy Tellez) while throwing a scoreless inning of relief in his debut.
- ◆ Held big league batters to a .192 average, with lefties hitting just .125 (1-8).
- ◆ Designated for assignment on 9/29 and claimed off of waivers by Baltimore on 10/1.

2018

- ◆ Spent most of the year with Triple-A Columbus, going 5-4 with a 4.53 ERA in 41 outings.
- ◆ Made six appearances for Double-A Akron in July, going 3-0 with a 0.00 ERA (9.0 IP).
- ◆ Registered 40 more strikeouts (95) than hits allowed (55) in 60.2 IP.
- ◆ Ranked among Indians farmhands in games (T-2nd, 47) and wins (T-6th, 8).
- ◆ Held IL left-handed batters to a .164 average (12-73) with 39 strikeouts.
- ◆ 36 of his 47 appearances between the two levels were scoreless.
- ◆ Recorded at least one strikeout in 36 of his 41 appearances with Columbus. Registered multiple strikeouts in 26 of his 41 outings.

2017

- ◆ Combined to go 3-1 with a 2.70 ERA in 45 appearances between Double-A Akron (10 games) and Triple-A Columbus (35 games). Also added 70 strikeouts in 63.1 total innings.
- ◆ His 45 total appearances ranked fourth among all Indians minor league pitchers.
- ◆ Did not allow an earned run in first eight appearances with Columbus (11.1 innings). Also allowed just one earned run in first 21.1 innings with the Clippers (0.42 ERA).
- ◆ Went 1-0 with a 1.89 ERA (4 ER, 19.0 IP) in 15 road appearances for Columbus.
- ◆ Recorded four or more outs in 25 of 45 total appearances. Pitched at least 2.0 innings or more in 13 of the 45 games.
- ◆ Played in the Dominican Winter League for Estrellas de Oriente after the season.

2016

- ◆ Split season between Single-A Lynchburg, Double-A Akron and Triple-A Columbus. Finished 2-5 with a 4.34 ERA in 42 appearances (three starts) over 64.1 innings.
- ◆ Pitched on 4/7 vs Winston-Salem for Lynchburg in first game after Tommy John surgery.
- ◆ Best month was in August, where he posted a 3.00 ERA in nine appearances with the Rubber Ducks. Allowed four earned runs over 12.0 innings with nine strikeouts.

CAREER HIGHLIGHTS

- ◆ Spent full 2015 season recovering from second Tommy John surgery (first was in college).
- ◆ Posted a 5.43 ERA in 25 games (23 starts) between Carolina and Akron in 2014.
- ◆ Totaled 129 strikeouts in the 2014 campaign, the fourth most among Indians farmhands.
- ◆ Made longest start (6.1 innings) on 7/30/14 at Salem, picking up the win after allowing three runs on five hits while walking two and striking out three.
- ◆ Threw 100 pitches on 7/11/14 at Trenton, allowing just one earned run over 6.0 innings.
- ◆ Tied for ninth in the New York-Penn League with 60 strikeouts during the 2013 campaign.
- ◆ Registered back-to-back 10-strikeout performances (career-highs) to end 2013 season.



COLE SULSER made his first big league appearances in 2019, recording seven scoreless outings with Tampa Bay. He also registered a 3.27 ERA in 49 outings with Triple-A Durham. (Tony Gutierrez/AP)

YR	TEAM	ORG	W-L	ERA	G	GS	CG	SHO	SV	IP	H	R	ER	HR	HB	BB	SO	WHIP	AVG
2013	Mahoning Valley Scrappers (A)	CLE	3-2	1.83	15	9	0	0	0	54.0	37	12	11	1	2	9	60	0.85	.191
2014	Akron RubberDucks (AA)	CLE	0-1	3.27	2	2	0	0	0	11.0	9	6	4	2	1	2	9	1.00	.225
	Carolina Mudcats (A)	CLE	4-13	5.62	25	23	0	0	0	125.0	135	92	78	9	6	35	120	1.36	.274
2016	Akron RubberDucks (AA)	CLE	1-4	4.81	28	2	0	0	5	39.1	44	21	21	1	1	13	38	1.45	.280
	Columbus Clippers (AAA)	CLE	0-0	1.69	2	1	0	0	0	5.1	3	1	1	0	0	7	0.56	.158	
	Lynchburg Hillcats (A)	CLE	1-1	4.12	12	0	0	0	2	19.2	21	12	9	1	1	4	25	1.27	.276
2017	Akron RubberDucks (AA)	CLE	1-1	2.93	10	0	0	0	1	15.1	12	7	5	2	0	4	11	1.04	.222
	Columbus Clippers (AAA)	CLE	2-0	2.63	35	0	0	0	2	48.0	47	15	14	3	0	26	59	1.52	.257
2018	Akron RubberDucks (AA)	CLE	3-0	0.00	6	0	0	0	1	9.0	3	0	0	0	0	1	17	0.44	.103
	Columbus Clippers (AAA)	CLE	5-4	4.53	41	0	0	0	1	51.2	52	31	26	4	3	16	78	1.32	.265
2019	TAMPA BAY RAYS (AL)	TB	0-0	0.00	7	0	0	0	0	7.1	5	0	0	0	0	3	9	1.09	.192
	Durham Bulls (AAA)	TB	6-3	3.27	49	4	0	0	2	66.0	51	24	24	4	3	24	89	1.14	.208
Major League Totals			0-0	0.00	7	0	0	0	0	7.1	5	0	0	0	0	3	9	1.09	.192
Minor League Totals			26-29	3.91	225	41	0	0	14	444.1	414	221	193	27	17	134	513	1.23	.246

Dillon Tate

Dillon Michael Tate

RIGHT-HANDED PITCHER

BATS **RIGHT** THROWS **RIGHT** HEIGHT **6-2** WEIGHT **195** DOB **5/1/94** SERVICE TIME **0.048**

BORN: Harbor City, CA RESIDES: Henderson, NV
 HIGH SCHOOL: Claremont High School (Claremont, CA)
 COLLEGE: UC Santa Barbara (Santa Barbara, CA)
 ACQUIRED: Trade with NYY (with 2 others) for LHP Zach Britton on 7/25/18
 MLB DEBUT: For BAL on 7/29/19 vs SD (2.0 IP, 2 H, 3 ER, 1 BB, 3 K)



@dtate300



CAREER HIGHS

STRIKEOUTS

11, 7/2/17 @ Clearwater

INNINGS

7.2, 2x, last: 8/23/17 vs Portland

WALKS

4, 7x, last: 7/5/18 @ Altoona

HOME RUNS ALLOWED

2, 5x, last: 8/1/19 vs Toronto

RUNS ALLOWED

7, 5/21/16 @ West Virginia

EARNED RUNS ALLOWED

7, 5/21/16 @ West Virginia

HITS ALLOWED

9, 8/4/18 vs Reading

PITCHES IN A GAME

109, 7/31/17 @ Daytona

PERSONAL

- ◆ Acquired by Baltimore from the New York Yankees, along with LHP Josh Rogers and RHP Cody Carroll, in exchange for LHP Zach Britton, 7/25/18.
- ◆ Traded by Texas, along with RHP Nick Green and RHP Erik Swanson, in exchange for OF Carlos Beltrán on 8/1/16.
- ◆ Originally selected by Texas in the 1st round (4th overall) of the 2015 draft. He was the highest draft selection and the first 1st round pick in UC-Santa Barbara history. He was the first pitcher selected in the 2015 draft, as IF Dansby Swanson (1st to Atlanta), IF Alex Bregman (2nd to Houston) and IF Brendan Rogers (3rd to Colorado) were the top three picks.
- ◆ At UC-Santa Barbara, went 10-6 with 12 saves and a 2.16 ERA in 46 career appearances (14 starts) for the Gouchos. Was UCSB's first-ever Golden Spikes Semifinalist after posting a 2.26 ERA in 14 starts as a junior in 2015. Was a consensus All-American at UCSB, earning the honors from Louisville Slugger, NCBWA and D1Baseball.
- ◆ Earned a spot on USA Baseball's Collegiate National Team in 2014, recording three saves and a 0.79 ERA in 11 appearances.
- ◆ Graduated from Claremont High School (CA), where he was named Second Team All-Sierra League during his senior year with the Wolfpack.

2018

- ◆ Split the year between Double-A Trenton and Double-A Bowie, going 7-5 with a 4.16 ERA in 22 Eastern League starts.
- ◆ Ranked among Eastern League qualifiers in WHIP (4th, 1.21), fewest baserunners per nine IP (4th, 11.60) and lowest batting average against (5th, .247).
- ◆ Named to Eastern League Midseason All-Star Team (did not pitch in the game).
- ◆ Opened the year with Trenton, going 5-2 with a 3.38 ERA in 15 starts. He limited EL batters to a .218 average while registering eight more strikeouts (75) than hits allowed (67).
- ◆ Allowed two earned runs or fewer in 10 of his 15 starts with Trenton, including three starts in which he did not allow a run
- ◆ Recorded 10 strikeouts over 6.1 shutout innings of work, 6/15 vs. Erie.
- ◆ Registered at least one strikeout in 21 of his 22 starts.
- ◆ With Trenton, limited left-handers to a .186 average (27-145). Also held opposing leadoff batters to a .148 average (12-81) with a .198 on-base percentage.
- ◆ Went 3-1 with a 2.15 ERA (13 ER, 54.1 IP) in nine home starts with the Thunder.
- ◆ Joined Bowie on 7/29 after trade with New York Yankees organization.
- ◆ Went 2-3 with a 5.75 ERA in seven starts with Bowie.
- ◆ Tossed at least 5.0 innings in 20 of his 22 starts between Trenton and Bowie.

2017

- ◆ Made 13 starts between Class-A Tampa and Double-A Trenton, going 7-2 with a 2.81 ERA.
- ◆ Did not make his first appearance of the season until 6/20, but thrived in nine starts with Tampa as he went 6-0 with a 2.62 ERA.
- ◆ Set a career-high with 11 strikeouts over 7.0 shutout innings, 7/2 at Clearwater.
- ◆ Limited Florida State League batters to a .221 average. Held batters to a .161 average with runners in scoring position, including an .043 mark (1-23) with RISP and two outs.
- ◆ Promoted to Trenton and made his final four appearances of the season with the Thunder, going 1-2 with a 3.24 ERA and 17 strikeouts in 25.0 innings pitched.

2016

- ◆ Split the year between Class-A Hickory in the Texas system and Charleston the Yankees organization, going 4-3 with a 4.70 ERA in 24 games (16 starts).
- ◆ Named an Arizona Fall League All-Star selection after posting a 3.86 ERA for Scottsdale.
- ◆ Entered the year ranked among the Top 100 prospects in baseball by MLB.com (#36), Baseball Prospectus (#59) and Baseball America (#69).

2015

- ◆ Posted a 1.00 ERA in six starts between Hickory and Spokane in the Rangers system.
- ◆ Ranked as the #5 prospect in the Rangers system by Baseball America.

RANKING ON ORIOLES TOP PROSPECT LISTS ENTERING 2020

#28 - MLB.com

2019

- ◆ Entered the year rated among the top Orioles prospects by Baseball Prospectus (#6), Baseball America (#12) and MLB.com (#18).
- ◆ Spent the majority of his minor league season with Double-A Bowie (17 games), but also made appearances at Class-A Frederick (one game) and Norfolk (four games). Also made 16 appearances with Baltimore in his first Major League action.
- ◆ Combined to go 4-3 with a 3.25 ERA in 22 games (three starts) at the minor league level.
- ◆ Opened the year at Bowie and was moved to the bullpen after two starts. In his 15 games as a reliever with the Baysox, he posted a 1.67 ERA (5 ER, 27.0 IP).
- ◆ Spent 4/29 - 6/3 on Bowie's Injured List.
- ◆ Made MLB debut on 7/29 at San Diego after being recalled from Bowie. Registered first big league punchout in that contest (Hunter Renfroe).
- ◆ Made four relief appearances at Norfolk, going 2-0 with a 2.00 ERA (2 ER, 9.0 IP). Limited International League opponents to a .212 average (7-33).
- ◆ Recalled from Norfolk on 8/23 and spent the rest of the year with Baltimore.
- ◆ Held Major League left-handers to a .192 average (5-26), although 17 of his 20 strikeouts with the Orioles were against right-handed hitters.
- ◆ Did not allow a run in seven of his 11 appearances with Baltimore in September.

YR	TEAM	ORG	W-L	ERA	G	GS	CG	SHO	SV	IP	H	R	ER	HR	HB	BB	SO	WHIP	AVG
2015	Hickory Crawdads (A)	TEX	0-0	1.29	4	4	0	0	0	7.0	3	1	1	1	0	0	5	0.43	.130
	Spokane Indians (A)	TEX	0-0	0.00	2	2	0	0	0	2.0	0	0	0	0	0	3	3	1.50	.000
2016	Hickory Crawdads (A)	TEX	3-3	5.12	17	16	0	0	0	65.0	78	39	37	5	9	27	55	1.62	.311
	Charleston RiverDogs (A)	NYN	1-0	3.12	7	0	0	0	0	17.1	21	10	6	1	0	6	15	1.56	.292
2017	Trenton Thunder (AA)	NYN	1-2	3.24	4	4	1	0	0	25.0	23	9	9	3	1	9	17	1.28	.253
	Tampa Yankees (A)	NYN	6-0	2.62	9	9	0	0	0	58.1	48	19	17	4	5	15	46	1.08	.221
2018	Trenton Thunder (AA)	NYN	5-2	3.38	15	15	0	0	0	82.2	67	33	31	7	7	25	75	1.11	.218
	Bowie Baysox (AA)	BAL	2-3	5.75	7	7	0	0	0	40.2	48	27	26	3	3	9	21	1.40	.302
2019	BALTIMORE ORIOLES (AL)	BAL	0-2	6.43	16	0	0	0	0	21.0	18	15	15	3	5	9	20	1.29	.231
	Bowie Baysox (AA)	BAL	2-3	3.48	17	2	0	0	5	33.2	28	14	13	4	2	9	30	1.10	.224
	Norfolk Tides (AAA)	BAL	2-0	2.00	4	0	0	0	2	9.0	7	2	2	1	1	1	7	0.89	.212
	Frederick Keys (A)	BAL	0-0	5.40	1	1	0	0	0	1.2	3	2	1	1	0	0	3	1.80	.375
Major League Totals			0-2	6.43	16	0	0	0	0	21.0	18	15	15	3	5	9	20	1.29	.231
Minor League Totals			22-13	3.76	87	60	1	0	7	342.1	326	156	143	30	28	104	277	1.26	.253

Richard Ureña

Richard Ureña (ur-AY-nyuh)

INFIELDER

BATS **BOTH** THROWS **RIGHT** HEIGHT **6-0** WEIGHT **195** DOB **2/26/96** SERVICE TIME **0.156**

BORN: **San Francisco de Macoris, DR**

RESIDES: **San Francisco de Macoris, DR**

HIGH SCHOOL:

COLLEGE:

ACQUIRED: **Selected by Baltimore off waivers from Toronto on 1/10/20**

MLB DEBUT: **For TOR on 9/1/17 vs BAL (1-for-1, double)**

 @RichardUrena_

 @cur_26



CAREER HIGHS

HITS

5, 7/9/16 @ Fort Myers

RBI

5, 2x, last: 8/30/19 @ Scranton/WB

RUNS

4, 5/25/15 vs Fort Wayne

HOME RUNS

1, several times

STRIKEOUTS

4, 3x, last: 9/29/18 @ Tampa Bay

WALKS

3, 3x, last: 9/3/17 @ Baltimore

STOLEN BASES

2, 3x, last: 9/28/18 @ Tampa Bay

HITTING STREAK

25 games, 2014

PERSONAL

- Selected by Baltimore off of waivers from Toronto on 1/10/20.
- Originally signed by Toronto as an international free agent on 7/3/12.
- Born and resides in San Francisco de Macoris, the sixth-most populated city in the DR.

2019

- Made first career Opening Day roster. Batted .243 over 30 games and five stints with Toronto.
- Appeared in 98 games with Triple-A Buffalo, batting .274 with six homers and 52 RBI.
- Ranked among qualifying Buffalo team leaders in triples (T-2nd, 4), average (3rd, .274), OBP (3rd, .314), hits (3rd, 101), doubles (4th, 18) and RBI (4th, 52).
- Registered 29 multi-hit games with Buffalo and three multi-hit contests with Toronto.
- Appeared at shortstop, second base, third base, left field and pitcher with Toronto.
- Made first pro pitching appearance on 8/20 at Dodger Stadium, allowing four runs.
- Doubled twice as part of a three-hit contest, 3/31 vs. Detroit.
- Batted .286 (14-49) in 16 games at Rogers Centre.
- Hit .340 (32-94) with two homers and 15 RBI in 23 day games with Buffalo.
- Batted .324 (34-105) with 43 RBI against IL pitchers with runners in scoring position.

2018

- Appeared in a career-high 40 games with Toronto, batting .293 with 29 hits and six RBI. Played in 65 games with Triple-A Buffalo and seven games with Single-A Dunedin.
- Played in seven games with Dunedin in a rehab assignment, recovering from an intercostal strain. Made first appearances with Buffalo on 5/2. Was promoted to Toronto on 5/9.
- Recorded only Major League home run on 5/16 at New York-NL, a three-run home run.
- Made five different stints with Toronto throughout the season.
- Totaled 21 multi-hit games throughout the season (16 with Buffalo, four with Toronto).
- Registered first multi-stolen base game in the Majors on 9/28 at Tampa Bay.
- Finished with a .305 batting average (18-59) in 26 home games with Toronto.

2017

- Spent most of the season with Double-A New Hampshire, batting .247 with 36 doubles, three triples, five home runs, 44 runs scored and 60 RBI for the Fisher Cats.
- Ranked among Toronto farmhands in extra-base hits (3rd, 44), RBI (T-5th, 60) & hits (6th, 126).
- Made MLB debut on 9/1 at Baltimore as a defensive replacement. Doubled off of Miguel Castro in the 12th inning for his first big league hit. Was first Toronto player to have an extra-base hit in first at-bat since JP Arencibia on 8/7/10 (home run).
- Hit first Major League home run, 9/8 vs. Detroit (off of RHP Alex Wilson).
- Set a Major League high with three walks, 9/2 at Baltimore.

2016

- Split season between Class-A Dunedin and Double-A New Hampshire. Combined to bat .295 with 24 doubles, 12 triples, eight home runs and 59 RBI in 127 total games.
- Named a Postseason All-Star in the Florida State League after batting .305 with 120 hits in 97 games with Dunedin. Also named a Toronto Organizational All-Star by MiLB.com.
- His 12 triples in a season were the most by a Blue Jays minor leaguer since Sean Shoffit hit 13 triples for Class-A Lansing in 2007.
- Invited to Major League spring training for the first time to begin the season and added to the Blue Jays' 40-man roster at the end of the campaign.
- Set a single-game record for New Hampshire with three triples in a game, 8/10 vs Bowie.
- Named the Blue Jays top prospect and ranked 91st on MLB's Top 100 Prospects on 7/27.

CAREER HIGHLIGHTS

- Split the 2015 season between Single-A Lansing and Single-A Dunedin. Combined to hit .262 with 16 doubles, five triples and 16 home runs over 121 games.
- Finished a triple short of the cycle on 5/25/15 vs Fort Wayne while setting a career-high with four runs scored in the contest. Also had two RBI in four at-bats.
- Named a Midwest League All-Star and an Organization All-Star by MiLB.com in 2015.
- Played most the 2014 season with Rookie-level Bluefield, batting .318 with 69 hits in 53 games in the Appalachian League. Also appeared in nine games with Class-A Vancouver.
- Named an Appalachian League Postseason All-Star after the 2014 season.
- Registered a career-best 25-game hitting streak for Bluefield in 2014, a streak he capped off with a four-hit game on 8/2 at Bristol.
- Hit safely in first 21 of 22 games with the DSL Blue Jays in first professional season (2013).



RICHARD UREÑA has appeared in 91 games for Toronto over the last three seasons, batting .253 with 14 doubles and 14 RBI while playing five different defensive positions. (Tony Dejak/AP)

YR	TEAM	ORG	AVG	G	AB	R	H	2B	3B	HR	RBI	BB	SO	SB	CS	OBP	SLG	OPS
2013	Bluefield Blue Jays (R)	TOR	.333	7	27	3	9	2	0	0	3	3	6	0	0	.400	.407	.807
	DSL Blue Jays (R)	TOR	.296	64	243	45	72	19	2	1	35	30	43	9	5	.381	.403	.785
2014	Bluefield Blue Jays (R)	TOR	.318	53	217	35	69	15	2	2	20	16	51	5	4	.363	.433	.796
	Vancouver Canadians (A)	TOR	.242	9	33	3	8	2	1	0	5	3	5	1	0	.297	.364	.661
2015	Lansing Lugnuts (A)	TOR	.266	91	384	62	102	13	4	15	58	13	84	5	5	.289	.438	.726
	Dunedin Blue Jays (A)	TOR	.250	30	124	9	31	3	1	1	8	3	26	3	1	.268	.315	.582
2016	New Hampshire Fisher Cats (AA)	TOR	.266	30	124	14	33	6	5	0	18	4	19	0	2	.282	.395	.678
	Dunedin Blue Jays (A)	TOR	.305	97	394	52	120	18	7	8	41	25	64	9	6	.351	.447	.797
2017	TORONTO BLUE JAYS (AL)	TOR	.206	21	68	6	14	4	0	1	4	6	28	1	0	.270	.309	.579
	New Hampshire Fisher Cats (AA)	TOR	.247	129	510	44	126	36	3	5	60	30	100	0	1	.286	.359	.645
2018	TORONTO BLUE JAYS (AL)	TOR	.293	40	99	10	29	4	0	1	6	7	32	2	1	.340	.364	.703
	Buffalo Bisons (AAA)	TOR	.216	65	250	28	54	11	3	5	29	12	48	2	3	.250	.344	.594
	Dunedin Blue Jays (A)	TOR	.148	7	27	2	4	0	0	0	2	1	6	0	0	.172	.148	.321
2019	TORONTO BLUE JAYS (AL)	TOR	.243	30	74	4	18	6	0	0	4	2	23	0	0	.273	.324	.597
	Buffalo Bisons (AAA)	TOR	.274	98	369	43	101	18	4	6	52	23	85	3	2	.314	.393	.707
Major League Totals			.253	91	241	20	61	14	0	2	14	15	83	3	1	.300	.336	.636
Minor League Totals			.270	680	2702	340	729	143	32	43	331	163	537	37	29	.311	.394	.705

Ramón Urías

Ramon Francisco Urias (oo-REE-ahs)

INFIELDER

BATS **RIGHT** THROWS **RIGHT** HEIGHT **5-11** WEIGHT **180** DOB **6/3/94** SERVICE TIME **0.000**

BORN: **Magdalena de Kino, Mexico**

RESIDES: **Magdalena de Kino, Mexico**

HIGH SCHOOL:

COLLEGE:

ACQUIRED: **Claimed by Baltimore off of waivers from St. Louis in 2020**

MLB DEBUT:



@ramonurias7



@ramonuriasx



CAREER HIGHS

HITS

4, 5x, last: 8/9/19 at Sacramento

RBI

4, 3x, last: 8/9/19 at Sacramento

RUNS

3, 2x, last: 4/15/19 at Round Rock

HOME RUNS

2, 8/5/19 vs. El Paso

STRIKEOUTS

3, 4x, last: 5/3/19 at Nashville

WALKS

3, 3x, last: 8/18/19 vs Iowa

STOLEN BASES

2, 6/6/12 at DSL Yankees2

HITTING STREAK

14 games, 2018

PERSONAL

- ◆ Claimed by Baltimore off of waivers from St. Louis on 2/11/20.
- ◆ Originally signed by Texas as an international free agent on 12/6/10.
- ◆ Has a younger brother, Luis, who plays in the Milwaukee Brewers organization.

2019

- ◆ Spent the majority of the season with Triple-A Memphis, where he hit .263 with nine home runs, 24 doubles and 52 RBI over 96 games.
- ◆ Ranked among Cardinals minor leaguers in doubles (T-7th, 24) and RBI (T-10th, 52).
- ◆ Suffered a fractured cheekbone on 6/8 after being hit with a throw to second base between innings. Made seven rehab appearances with Class-A Palm Beach and Double-A Springfield before returning to action with Memphis on 7/16.
- ◆ Registered his first career multi-homer game in affiliated baseball, 8/5 vs. El Paso.
- ◆ Matched career-highs with four hits and four RBI, 8/9 at Sacramento.
- ◆ Batted .310 (31-100) with eight doubles, five homers and 21 RBI during August.
- ◆ Batted .294 with 18 doubles and 37 RBI in 53 road games with Memphis.

2018

- ◆ Signed by St. Louis as a minor league free agent on 1/4.
- ◆ Split the year between Double-A Springfield and Triple-A Memphis, batting .200 with 13 home runs, 28 doubles and 44 RBI in 90 games between the two clubs.
- ◆ Ranked among Cardinals farmhands in doubles (3rd, 28) and extra-base hits (5th, 41).
- ◆ Started games at second base (47), third base (13), shortstop (7) and first base (7).
- ◆ Registered a career-best 14-game hitting streak, 7/1 - 7/15 with Springfield.
- ◆ Recorded four different four-hit games, including three at Arkansas (4/22, 7/13, 7/19).
- ◆ Hit a three-run homer and matched a career-best with four RBI, 5/6 vs. Tulsa.
- ◆ Registered 23 multi-hit games between the two levels.
- ◆ Appeared in six postseason games with Memphis as the Redbirds won the PCL title and the Triple-A National Championship Game.
- ◆ Played in the Mexican Pacific League with Cañeros de los Mochis after the season.
- ◆ Hit three home runs and drove in seven runs, 11/28 vs. Obregón. Belted a 1st inning grand slam (homered in 3rd & 6th too) and scored four runs.

2017

- ◆ Spent fifth straight season with Diablos Rojos del México in the Mexican League, batting .340 with 29 doubles, three triples, 19 home runs and 79 RBI in 132 games.
- ◆ Named a Mexican League Midseason All-Star.
- ◆ Led team in batting average, home runs, RBI, hits (132), doubles (29) and walks (41).
- ◆ Led the Mexican League with 91 runs scored. Also finished among league leaders in OPS (1.010, 2nd), extra-base hits (51, T-2nd) and total bases (224, T-4th).
- ◆ Reached base safely in 32 consecutive games from 5/12 - 6/21, a mark that tied for the sixth-longest on-base streak in Mexican League history.

2016

- ◆ Played in 43 games with Diablos, hitting .301 with 41 hits and 20 RBI on the season.
- ◆ Final appearance was on 6/22 and was placed on reserve list for the rest of the year.
- ◆ Ran off a 27-game on-base streak from 4/29-5/29, posting a .446 on-base percentage.

2015

- ◆ Batted .351 with 10 home runs, 20 doubles and 55 RBI over 106 games for Diablos.
- ◆ Ranked among Mexican League leaders in runs (2nd, 91) and average (7th, .351).
- ◆ Totaled 13 games with at least three hits, including three different four-hit contests.
- ◆ Ended the season with a 13-game hitting streak that saw him bat .491 (26-53).
- ◆ Hit .263 (5-19) with a HR and a .440 OBP in six games during the Mexican League playoffs.

CAREER HIGHLIGHTS

- ◆ Batted .393 (11-28) in nine postseason games for Diablos Rojos del México in the 2014 Mexican League playoffs, helping team win the league title in a four-game sweep.
- ◆ Loaned by the Texas Rangers to Diablos Rojos del México of the Mexican League on 5/7/13. Played in 12 games for Diablos Rojos on the season, batting .300 (3-10) with a double and three RBI. Returned to Texas on 8/30/13.
- ◆ Hit .268 with 11 doubles and 36 RBI in 56 games with the DSL Rangers in 2012.
- ◆ Played in 49 games in first professional season with the DSL Rangers in 2011. Batted .213 with five doubles and 13 RBI. Hit first professional home run on 7/7 at DSL Giants.



RAMÓN URÍAS tied for seventh among Cardinals minor leaguers with 24 doubles for Triple-A Memphis during the 2019 campaign - despite appearing in only 96 games. (Kim Klement-USA TODAY Sports)

YR	TEAM	ORG	AVG	G	AB	R	H	2B	3B	HR	RBI	BB	SO	SB	CS	OBP	SLG	OPS
2011	DSL Rangers (R)	TEX	.213	49	122	14	26	5	0	1	13	15	20	2	1	.338	.279	.617
2012	DSL Rangers (R)	TEX	.268	56	190	28	51	11	0	1	36	14	16	3	3	.346	.342	.688
2013	Diablo Rojos del Mexico (MEX)	---	.300	12	10	3	3	1	0	0	3	0	2	0	1	.300	.400	.700
2014	Diablo Rojos del Mexico (MEX)	---	.262	85	233	37	61	12	3	6	39	17	46	4	6	.341	.416	.757
2015	Diablo Rojos del Mexico (MEX)	---	.351	106	399	91	140	20	4	10	55	32	52	12	8	.410	.496	.907
2016	Diablo Rojos del Mexico (MEX)	---	.301	43	136	42	41	9	1	0	20	14	26	6	2	.418	.382	.801
2017	Diablo Rojos del Mexico (MEX)	---	.340	106	388	91	132	29	3	19	79	41	75	12	10	.433	.577	1.011
2018	Springfield Cardinals (AA)	STL	.333	44	168	28	56	19	0	8	27	18	29	1	2	.406	.589	.996
	Memphis Redbirds (AAA)	STL	.261	46	142	20	37	9	0	5	17	6	29	0	0	.291	.430	.720
2019	Springfield Cardinals (AA)	STL	.375	2	8	1	3	0	0	0	1	0	2	0	0	.375	.375	.750
	Memphis Redbirds (AAA)	STL	.263	96	316	51	83	24	0	9	52	44	71	4	1	.369	.424	.793
	Palm Beach Cardinals (A)	STL	.200	5	20	5	4	0	0	1	2	1	8	0	0	.238	.350	.588
Minor League Totals			.299	650	2132	411	637	139	11	60	344	202	376	44	34	.382	.459	.840

Pat Valaika

Patrick Ryne Valaika (vuh-LAY-kah)

INFIELDER

BATS **RIGHT** THROWS **RIGHT** HEIGHT **5-11** WEIGHT **210** DOB **9/9/92** SERVICE TIME **2.079**

BORN: **Valencia, CA** RESIDES: **Valencia, CA**
 HIGH SCHOOL: **William S. Hart High School (Santa Clara, CA)**
 COLLEGE: **UCLA (Los Angeles, CA)**
 ACQUIRED: **Selected off of waivers by Baltimore from Arizona in 2020**
 MLB DEBUT: **For COL on 9/6/16 vs SF (Pinch-runner)**



@patvalaika



CAREER HIGHS

HITS 5, 7/14/19 @ El Paso	RBI 7, 4/8/17 vs Salt Lake	RUNS 3, 6x, last: 5/20/19 vs El Paso	HOME RUNS 2, 6x, last: 7/14/19 @ El Paso
STRIKEOUTS 4, 4x, last: 10/2/16 vs Milwaukee	WALKS 3, 8/1/19 at Memphis	STOLEN BASES 3, 5/15/14 vs Lexington	HITTING STREAK 22 games, 2014

PERSONAL

- Selected by Baltimore off of waivers from Arizona on 1/30/20. Had been claimed by the Orioles from Colorado on 10/30/19, but was claimed by Arizona from Baltimore on 1/16/20. Was outrighted to Norfolk from Baltimore on 2/11/20.
- Originally selected by Colorado in the 9th round of the 2013 draft.
- Attended UCLA, where he was a part of the 2013 College World Series champions. Was a teammate of Indians RHP Adam Plutko and Pirates IF Kevin Kramer while at UCLA.
- Attended Hart High School in Santa Clarita, CA, where he batted .313 his senior year. Hart High School has produced several big leaguers, including RHP Trevor Bauer (who also went to UCLA), RHP Tyler Glasnow, RHP James Shields, IF Kevin Millar, IF Todd Zeile and RHP Bob Walk. Hart HS is also the alma mater for *Saved By The Bell* actor Mark-Paul Gosselaar.
- His older brother, Chris Valaika, appeared in 99 MLB games with the Reds, Marlins and Cubs over a 10-year pro career. He is currently the Cubs Minor League Hitting Coordinator.
- His older brother, Matt Valaika, was a 34th round pick of the Cardinals in the 2010 draft.
- His younger brother, Nick Valaika, was a 24th round pick of the Pirates in the 2017 draft.

2019

- Appeared in 40 games for Colorado over four different stints, batting .190 with a home run and four RBI. Also appeared in 84 games with Triple-A Albuquerque, batting .320 with 22 home runs and 75 runs batted in.
- Ranked among Rockies farmhands in slugging (4th, .589), average (5th, .320), homers (5th, 22), extra-base hits (T-5th, 49), RBI (T-5th, 75), OPS (T-6th, .952) and total bases (7th, 206).
- Ranked among PCL leaders in slugging (7th, .589), average (8th, .320) and OPS (10th, .952).
- Named a Pacific Coast League Midseason All-Star. Batted .339 with 16 home runs and 39 RBI in 44 games with Albuquerque during the first half.
- Set a career-high with five hits on 7/14 at El Paso (5-5, 2 HR, 2B, 2 R, 6 RBI).
- Hit .350 (35-100) with RISP with Albuquerque, including .486 (17-35) with RISP and two outs.
- Appeared in at least one game at all four infield positions with the Rockies.
- Hit a pinch-hit home run on 6/28 vs. the Los Angeles Dodgers, snapping a career-long 0-for-30 hitless streak - the second-longest hitless streak in Rockies history. Singled later in that same inning, the first time he's registered two hits in the same inning in his career. Then registered a two-hit game on 6/29 vs. Los Angeles (first back-to-back multi-hit MLB games.)
- Recorded a pinch-hit double on 9/17 vs. the New York Mets, snapping the Rockies' 0-for-24 hitless streak in pinch hit situations (was the longest streak in franchise history).
- Recorded first career Major League triple on 9/13 vs San Francisco.
- Batted .350 (14-40) in 22 games at Coors Field while hitting just .026 (1-39) in 18 road games with the Rockies. Batted .343 in 39 road games with Albuquerque.
- Batted .281 with the Rockies during the second half of the season.

2018

- Made first career Opening Day roster with Colorado and spent most of the season with the Rockies, hitting .156 with two home runs and five RBI in 68 games over four stints.
- Started games at first base (11), second base (10), third base (3) and shortstop (1) with Colorado. The Rockies went 17-8 in his starts, including winning each of his last 11.
- Made Colorado's National League Wild Card Game roster, pinch-hitting in the 10th inning.
- Appeared in 37 games with Albuquerque, hitting .316 with eight homers and 20 RBI.
- Hit a grand slam and drove in six runs, 6/17 vs. Nashville.

2017

- Opened the year with Albuquerque and was recalled by Colorado on 4/18, spending the remainder of the season with the Rockies. Hit .258 with 13 homers and 40 RBI in 110 games.
- Led Major League Baseball in several pinch-hit categories, including RBI (16), runs (12), extra-base hits (12) and doubles (8). Also totaled four pinch-hit home runs (3rd in MLB).
- Batted .328 (19-58) in 66 pinch-hit appearances. His 16 pinch-hit RBI were the most by any Major League rookie since the 1958 season, and his 12 extra-base hits as a pinch-hitter were tied for the most in Rockies history (John Vander Wal, 1995 and Greg Norton, 2003).
- Belted a pinch-hit grand slam, 9/16 vs. San Diego (his first career MLB grand slam).
- Hit home runs in consecutive pinch-hit appearances on 7/23 vs. Pittsburgh and 7/24 at St. Louis, the second Rockies player to ever accomplish the feat (Mark Sweeney, 2004).
- Hit for the cycle on 4/8 vs Salt Lake, totaling a career-best seven RBI.

CAREER HIGHLIGHTS

- Made MLB debut as a pinch-runner on 9/6/16 vs. San Francisco.
- Recorded his first Major League hit in his first career plate appearance, 9/8/16 vs. San Diego - a double off of LHP Keith Hessler. Hit first career big league home run on 9/24/16 at Dodger Stadium off of RHP Jesse Chávez.
- Named an Eastern League All-Star with Double-A Hartford in 2016.
- Chosen as a Rockies Organizational All-Star by MiLB.com in 2016.
- Hit for the cycle on 8/22/16 vs. Fresno (4-5, 2B, 3B, HR, 3 RBI).
- Ranked among Rockies minor leaguers in 2016 in extra-base hits (2nd, 59), doubles (2nd, 41), total bases (3rd, 230), RBI (3rd, 80), hits (4th, 139) and runs (T-4th, 74).
- Recorded a career-best 22-game hitting streak with Class-A Asheville in 2014.
- Stole a career-high three bases, 5/15/14 vs. Lexington.

YR	TEAM	ORG	AVG	G	AB	R	H	2B	3B	HR	RBI	BB	SO	SB	CS	OBP	SLG	OPS
2013	Tri-City Dust Devils (A)	COL	.240	42	146	27	35	15	2	1	18	23	33	5	3	.345	.390	.735
2014	Modesto Nuts (A)	COL	.272	86	331	46	90	14	5	8	47	24	101	7	6	.321	.417	.738
	Asheville Tourists (A)	COL	.370	34	127	25	47	12	1	4	23	9	26	12	2	.407	.575	.982
2015	New Britain Rock Cats (AA)	COL	.235	124	468	57	110	25	5	8	57	30	117	19	7	.281	.361	.642
2016	COLORADO ROCKIES (NL)	COL	.263	13	19	3	5	1	0	1	2	0	8	0	0	.263	.474	.737
	Albuquerque Isotopes (AAA)	COL	.209	28	110	8	23	8	1	1	13	2	28	2	0	.226	.327	.553
	Hartford Yard Goats (AA)	COL	.269	108	431	66	116	33	3	13	67	28	95	8	9	.314	.450	.764
2017	COLORADO ROCKIES (NL)	COL	.258	110	182	28	47	11	0	13	40	7	53	0	0	.284	.533	.817
	Albuquerque Isotopes (AAA)	COL	.267	11	45	6	12	2	1	1	11	4	11	0	0	.327	.422	.749
2018	COLORADO ROCKIES (NL)	COL	.156	68	122	8	19	5	0	2	5	9	30	0	0	.214	.246	.460
	Albuquerque Isotopes (AAA)	COL	.216	37	139	13	30	4	1	8	20	7	30	1	1	.252	.432	.683
2019	COLORADO ROCKIES (NL)	COL	.190	40	79	11	15	5	1	1	4	7	34	0	0	.256	.316	.572
	Albuquerque Isotopes (AAA)	COL	.320	84	350	60	112	26	1	22	75	27	90	5	1	.364	.589	.952
Major League Totals			.214	231	402	50	86	22	1	17	51	23	125	0	0	.256	.400	.656
Minor League Totals			.268	554	2147	308	575	139	20	66	331	154	531	59	29	.316	.443	.759

César Valdez

César Miguel Valdez

RIGHT-HANDED PITCHER

BATS **RIGHT** THROWS **RIGHT** HEIGHT **6-2** WEIGHT **200** DOB **3/17/85** SERVICE TIME **0.143**

BORN: **Santo Domingo, DR** RESIDES: **Santo Domingo, DR**
 HIGH SCHOOL: **San Jose de Mendoza (Santo Domingo, DR)**
 COLLEGE:
 ACQUIRED: **Signed by Baltimore as a minor league free agent on 1/10/20**
 MLB DEBUT: **For ARI on 5/3/10 vs. HOU (5.0 IP, 5 H, 1 ER, 3 BB, 2 K, Win)**

 @CesarMValdez
 @cesarmvaldez



CAREER HIGHS

STRIKEOUTS	INNINGS	WALKS	HOME RUNS ALLOWED
12, 2x, last: 8/24/16 vs Sacramento	9.0, 5x, last: 6/16/16 @ Sacramento	6, 8/26/08 @ Mississippi	3, 5/2/17 @ Minnesota
RUNS ALLOWED	EARNED RUNS ALLOWED	HITS ALLOWED	PITCHES IN A GAME
10, 6/5/16 vs El Paso	10, 6/5/16 vs El Paso	18, 6/5/16 vs El Paso	105, 6/16/16 @ Sacramento

PERSONAL

- ◆ Signed by Baltimore as a minor league free agent on 1/09/20.
- ◆ Originally signed by Arizona as an international free agent on 5/2/05.
- ◆ Born and resides in Santo Domingo, the capital of the Dominican Republic. Attended public school at San José de Mendoza in Santo Domingo.
- ◆ Traded by Arizona to Pittsburgh on 12/9/10 as the PTBNL in a trade for LHP Zach Duke.
- ◆ Has not played affiliated baseball since the 2017 campaign.

2019

- ◆ Spent the season with Leones de Yucatan in the Mexican League, going 15-2 with a 2.26 ERA in 23 starts. Registered 122 strikeouts and just 17 walks in 147.2 innings.
- ◆ Named the Mexican League Pitcher of the Year.
- ◆ Ranked among Mexican League pitchers in ERA (1st, 2.26), wins (1st, 15), WHIP (1st, 1.06), winning percentage (1st, .882), opponents average (2nd, .251) and innings (3rd, 147.2).
- ◆ Named a Mexican League Midseason All-Star.
- ◆ Went 8-1 with a 1.54 ERA and a 0.86 WHIP in 13 home starts.
- ◆ Allowed two earned runs or less in 17 of 23 starts, including his final 10 appearances.
- ◆ Went 4-0 with a 1.50 ERA in July, registering 27 strikeouts over 30.0 innings.
- ◆ Set a season-high with 12 strikeouts over 7.0 innings, 6/22 vs. Laguna.
- ◆ Named the Dominican Winter League Pitcher of the Year with Tigres del Licey after going 4-1 with a 1.11 ERA over seven appearances (six starts).

2018

- ◆ Split the season between Olmecas de Tabasco and Leones de Yucatan. Finished a perfect 5-0 with a 2.48 ERA in six starts with Yucatan (37 strikeouts in 36.1 innings).
- ◆ Led Yucatan in wins and finished second in strikeouts in the autumn half of the season.

2017

- ◆ Split the year between the Oakland and Toronto systems. In 11 games (four starts) at the MLB level, went 1-1 with a 7.63 ERA. Also went 4-3 with a 3.15 ERA in 13 MiLB games.
- ◆ Claimed off waivers by Toronto from Oakland on 5/5.
- ◆ Went 3-3 with a 3.23 ERA in 11 games (10 starts) for Buffalo.
- ◆ Placed on DL for remainder of the season on 8/8 due to right shoulder impingement.

2016

- ◆ Signed with Houston to a minor league contract to begin the season, on 1/12.
- ◆ Spent full season with Triple-A Fresno, going 12-1 with a 3.12 ERA in 30 games (18 starts) with the Grizzlies. Totaled 114 strikeouts in 138.1 innings with a 1.13 WHIP.
- ◆ Ranked among Pacific Coast League leaders in winning percentage (1st, .923), WHIP (2nd, 1.13), ERA (3rd, 3.12) and wins (T-4th, 12).
- ◆ Ranked second (behind current O's farmhand Brady Rodgers) on Fresno with a 3.12 ERA.
- ◆ Named PCL Pitcher of the Week on 6/19 after striking out 10 while allowing just one hit in a complete game, 9.0-inning shutout at Sacramento on 6/16.
- ◆ Began season out of the bullpen, posting a 1.20 ERA in eight relief appearances for Fresno.
- ◆ Matched career-high with 12 strikeouts while tossing 8.0 shutout innings, 8/24 vs. Sacramento.

CAREER HIGHLIGHTS

- ◆ Named a Mexican League Midseason All-Star with Tabasco in 2015 (11-6 with a 2.63 ERA).
- ◆ Spent 2012 - 2015 pitching in the Mexican League.
- ◆ Combined to make 42 relief appearances between Triple-A New Orleans and Triple-A Indianapolis in 2011, going 1-2 with a 4.61 ERA.
- ◆ Earned a win in his MLB debut for Arizona on 5/3/10 at Houston. Allowed one run on five hits over 5.0 innings while striking out two - including Cory Sullivan for first MLB punchout. His next victory would not come for another seven years - for Toronto on 6/22/17 at Texas.
- ◆ Named a California League Midseason All-Star with Class-A Visalia in 2008. Selected as the California League All-Star Game Top Star that season, and was twice named the CL Pitcher of the Week (5/19 and 6/9).
- ◆ Named Southern League Pitcher of the Week on 7/28/08, Midwest League Pitcher of the Week on 7/30/07 and Northwest League Pitcher of the Week on 7/9/06.

YR	TEAM	ORG	W-L	ERA	G	GS	CG	SHO	SV	IP	H	R	ER	HR	HB	BB	SO	WHIP	AVG
2006	Yakima Bears (A)	ARI	7-5	3.15	16	16	2	0	0	97.0	97	43	34	5	3	20	81	1.21	.257
2007	South Bend Silver Hawks (A)	ARI	7-10	3.41	25	25	2	1	0	148.0	130	63	56	11	12	32	106	1.09	.235
2008	Visalia Oaks (A)	ARI	10-3	2.53	15	15	1	1	0	96.0	88	36	27	5	3	16	80	1.08	.238
	Mobile BayBears (AA)	ARI	3-5	4.06	12	12	0	0	0	64.1	63	30	29	2	4	23	60	1.34	.261
2009	Reno Aces (AAA)	ARI	7-6	4.78	19	18	0	0	0	96.0	103	58	51	16	4	30	60	1.39	.272
2010	ARIZONA DIAMONDBACKS (NL)	ARI	1-2	7.65	9	2	0	0	0	20.0	29	19	17	2	1	10	13	1.95	.337
	Reno Aces (AAA)	ARI	6-10	5.90	20	18	0	0	0	97.2	110	68	64	12	5	49	92	1.63	.284
2011	New Orleans Zephyrs (AAA)	FLA	0-1	7.59	8	0	0	0	0	10.2	13	9	9	5	0	3	13	1.50	.302
	Indianapolis Indians (AAA)	PIT	1-1	3.86	34	0	0	0	5	42.0	36	20	18	2	3	17	36	1.26	.228
2012	Vaqueros Laguna (MEX)	--	11-8	5.27	24	23	2	1	0	135.0	171	87	79	14	5	18	84	1.40	.310
2013	Vaqueros Laguna (MEX)	--	3-3	4.93	12	12	1	0	0	65.2	89	44	36	11	1	11	59	1.52	.320
	Rieleros de Aguascalientes (MEX)	--	0-0	7.71	1	1	0	0	0	4.2	5	4	4	0	1	2	1	1.50	.294
2015	Olmecas de Tabasco (MEX)	--	11-6	2.63	23	23	3	2	0	160.2	145	51	47	9	10	28	161	1.08	.240
2016	Fresno Grizzlies (AAA)	HOU	12-1	3.12	30	18	1	1	0	138.1	143	49	48	8	6	13	114	1.13	.267
2017	OAKLAND ATHLETICS (AL)	OAK	0-0	9.64	4	1	0	0	0	9.1	14	10	10	4	0	4	5	1.93	.350
	TORONTO BLUE JAYS (AL)	TOR	1-1	6.75	7	3	0	0	0	21.1	27	19	16	3	1	7	16	1.59	.307
	Nashville Sounds (AAA)	OAK	1-0	2.70	2	2	0	0	0	10.0	8	3	3	1	0	0	12	0.80	.211
	Buffalo Bisons (AAA)	TOR	3-3	3.23	11	10	1	0	0	61.1	56	25	22	3	3	12	44	1.11	.242
2018	Olmecas de Tabasco (MEX)	--	1-3	5.93	7	7	0	0	0	30.1	53	24	20	3	3	6	23	1.95	.376
	Leones de Yucatan (MEX)	--	5-0	2.48	6	6	0	0	0	36.1	39	12	10	0	0	5	37	1.21	.271
2019	Leones de Yucatan (MEX)	--	15-2	2.26	23	23	0	0	0	147.2	140	41	37	6	6	17	122	1.06	.251
Major League Totals			2-3	7.64	20	6	0	0	0	50.2	70	48	43	9	2	21	34	1.80	.327
Minor League Totals			103-67	3.71	288	229	13	6	5	1441.2	1489	667	594	113	69	302	1185	1.24	.266

Jesmuel Valentín

Jesmuel Jose Valentin (JESS-mwel vah-lehn-TEEN)

INFIELDER

BATS **BOTH** THROWS **RIGHT** HEIGHT **5-9** WEIGHT **180** DOB **5/12/94** SERVICE TIME **0.091**


BORN: **Manati, PR** RESIDES: **Manati, PR**


HIGH SCHOOL: **Puerto Rico Baseball Academy (Gurabo, PR)**

COLLEGE:

ACQUIRED: **Signed by Baltimore as a minor league free agent, 4/11/19**

MLB DEBUT: **For PHI on 4/29/18 vs ATL (0-1 as pinch-hitter)**

 @JesseValentin26

 @jesmuelvalentin



CAREER HIGHS

HITS 4, 7x, last: 8/4/19 vs Portland	RBI 5, 5/12/14 vs West Michigan	RUNS 4, 2x, last: 5/8/19 @ Altoona	HOME RUNS 1, several times
STRIKEOUTS 3, 13x, last: 8/11/19 @ Richmond	WALKS 4, 7/27/12 vs AZL Reds	STOLEN BASES 3, 7/18/14 vs Clinton	HITTING STREAK 14 games, 2013

PERSONAL

- ♦ Signed by Baltimore as a minor league free agent on 4/11/19.
- ♦ Originally signed by the Los Angeles Dodgers as an international free agent on 6/20/12.
- ♦ Attended Puerto Rico Baseball Academy High School, which has also produced Houston IF Carlos Correa and Boston utility player Christian Vázquez.
- ♦ Was the top-rated second baseman by *Baseball America* prior to the 2012 draft.
- ♦ Is the son of former MLB infielder José Valentín, who enjoyed a 16-year MLB career that saw him register 1,348 hits while playing with the Brewers, White Sox, Dodgers and Mets.
- ♦ Is the nephew of former MLB catcher Javier Valentín, who registered 379 hits over a 10-year big league career between the Twins, Devil Rays and Reds.

2019

- ♦ Spent the season with Double-A Bowie, batting .256 with 24 doubles, three triples, eight home runs, 46 RBI and 10 stolen bases in 115 games with the Baysox.
- ♦ Ranked second among Bowie leaders in doubles (24), total bases (157) and games (115).
- ♦ His 24 doubles tied for 5th-most among Orioles minor leaguers.
- ♦ Matched a career-high with four hits, 8/4 vs. Portland. Was seventh career four-hit game.
- ♦ Hit .329 (23-70) with four doubles and 13 RBI over 20 June contests.
- ♦ Homered three times over a nine-game span to open July.
- ♦ Went 3-for-3 with three doubles and an RBI, 7/20 vs. Altoona.
- ♦ Batted .294 (5-17) in the first round of the Eastern League playoffs vs. Harrisburg, including a home run and two hits in the series-clinching Game 4 victory.

2018

- ♦ Split season between Triple-A Lehigh Valley and Philadelphia. Batted .177 with five doubles and six RBI in 46 games with the Phillies and .240 with 13 RBI in 37 games with the IronPigs.
- ♦ Made Major League debut on 4/29 vs Atlanta, entering as a pinch hitter in the final at-bat of the game. Picked up first MLB hit on 5/7 vs San Francisco (single off of Reyes Moranta).
- ♦ Played six different positions for Philadelphia (second base, third base, shortstop, left field, right field and pitcher). His lone pitching appearance came on 6/15 at Milwaukee.
- ♦ Hit first big league homer on 6/13 vs. Colorado (off of Harrison Musgrave). Also doubled twice in that contest as part of his first three-hit game at the Major League level.
- ♦ Registered 10 multi-hit games with Lehigh Valley, including two three-hit contests.
- ♦ Batted .321 (18-56) with a .397 OBP in 17 home contests with Lehigh Valley.
- ♦ Designated for assignment by Philadelphia on 9/1. Outrighted to Lehigh Valley on 9/4.

2017

- ♦ Played in 29 games with Triple-A Lehigh Valley, batting .229 with three doubles.
- ♦ Placed on the disabled list on 5/13 with a left shoulder strain. Underwent shoulder surgery on 5/26 and missed the remainder of the season.
- ♦ Recorded a season-high three hits with an RBI and a run scored on 4/9 vs Pawtucket.

2016

- ♦ Split the season between Double-A Reading and Triple-A Lehigh Valley. Combined to bat .269 with 19 doubles, five triples, nine home runs and 52 RBI in 125 total games.
- ♦ Named an Eastern League Midseason All-Star. Hit .290 with 15 doubles, five triples, five home runs and 37 RBI in 79 games for Reading before the All-Star break. Registered three hits (including two doubles) in the Eastern League All-Star Game.
- ♦ Batted .307 (31-101) with two homers and 15 RBI in 25 games with Reading in June.
- ♦ Had two four-hit games: 6/7 at Akron and 7/3 vs. Hartford.
- ♦ Promoted to Lehigh Valley on 7/25 and finished the season with the IronPigs, batting .248 with four home runs and 14 RBI over 36 games.

CAREER HIGHLIGHTS

- ♦ Began 2015 season on the restricted list (from 4/6-7/25).
- ♦ Traded from the Los Angeles Dodgers to the Phillies, along with RHP Victor Arano, in exchange for RHP Roberto Hernandez, 8/16/14.
- ♦ Combined to hit .273 with 24 doubles, seven homers and 47 RBI in 120 games between Class-A Great Lakes (108 games) and Class-A Clearwater (12 games) in 2014.
- ♦ Led the 2014 Great Lakes Loons in average, OBP, slugging, OPS, triples and runs scored.
- ♦ His nine triples with Great Lakes in 2014, tying for fifth in the Midwest League.
- ♦ Batted .284 with Rookie-level Ogden over 62 games in 2013.



JESMUEL VALENTÍN posted a .334 on-base percentage over 115 games with Double-A Bowie in 2019 while tying for 5th in the system with 24 doubles. (Michael R. Smith/The Prince George's Sentinel)

YR	TEAM	ORG	AVG	G	AB	R	H	2B	3B	HR	RBI	BB	SO	SB	CS	OBP	SLG	OPS
2012	AZL Dodgers (R)	LAD	.211	43	152	34	32	6	2	2	18	35	24	5	2	.352	.316	.668
2013	Great Lakes Loons (A)	LAD	.212	33	99	12	21	6	1	0	5	16	28	4	3	.325	.293	.618
	Ogden Raptors (R)	LAD	.284	62	250	53	71	10	3	4	24	33	34	11	7	.379	.396	.775
2014	Great Lakes Loons (A)	LAD	.280	108	407	73	114	22	9	7	47	38	72	24	7	.349	.430	.779
	Clearwater Threshers (A)	PHI	.205	12	44	8	9	2	0	0	0	3	6	1	1	.255	.250	.505
2015	Clearwater Threshers (A)	PHI	.273	31	99	18	27	10	1	1	14	12	15	0	2	.351	.424	.775
2016	Reading Fightin Phils (AA)	PHI	.276	89	341	59	94	17	5	5	38	38	56	4	3	.346	.399	.745
	Lehigh Valley IronPigs (AAA)	PHI	.248	36	105	17	26	2	0	4	14	12	24	0	1	.325	.381	.706
2017	Lehigh Valley IronPigs (AAA)	PHI	.229	29	96	9	22	3	0	1	7	6	16	0	0	.282	.292	.573
2018	PHILADELPHIA PHILLIES (NL)	PHI	.177	46	79	8	14	5	1	1	6	8	24	0	0	.258	.304	.562
	Lehigh Valley IronPigs (AAA)	PHI	.240	37	129	17	31	5	1	2	13	19	27	3	0	.346	.341	.687
2019	Bowie Baysox (AA)	BAL	.256	115	403	47	103	24	3	8	46	45	95	10	7	.334	.390	.724
Major League Totals			.177	46	79	8	14	5	1	1	6	8	24	0	0	.258	.304	.562
Minor League Totals			.259	595	2125	347	550	107	25	34	226	257	397	62	33	.343	.381	.723

Andrew Velazquez

Andrew Velazquez (veh-LAS-kehz)

INFILDER/OUTFIELDER

BATS **BOTH** THROWS **RIGHT** HEIGHT **5-8** WEIGHT **170** DOB **7/14/94** SERVICE TIME **0.070**

BORN: **Bronx, NY**

RESIDES: **Bronx, NY**

HIGH SCHOOL: **Fordham Prep High School (New York, NY)**

COLLEGE:

ACQUIRED: **Selected off waivers from CLE on 2/19/20**

MLB DEBUT: **For TB on 9/2/18 vs CLE (defensive replacement)**



@squid718



@squid_4



CAREER HIGHS

HITS

4, 4x, last: 4/5/19 @ Charlotte

RBI

5, 4/4/19 @ Charlotte

RUNS

3, 12x, last: 7/22/19 vs AZL Padres 2

HOME RUNS

1, several times

STRIKEOUTS

4, 5x, last: 9/17/19 vs Detroit

WALKS

3, 4x, last: 5/15/17 @ Tennessee

STOLEN BASES

4, 7/13/12 @ AZL Athletics

HITTING STREAK

22 games, 2014

PERSONAL

- ◆ Claimed off of waivers by Baltimore from Cleveland on 2/19/20.
- ◆ Originally selected by Arizona in the 7th round of the 2012 draft.
- ◆ Committed to Virginia Tech before signing with Arizona.
- ◆ Traded by Arizona to Tampa Bay, along with OF Justin Williams, in exchange for RHP Jeremy Hellickson on 11/14/14. Traded from Tampa Bay to Cleveland for international bonus slot money on 7/3/19.
- ◆ Graduated from Fordham Preparatory School in The Bronx, New York, where he was named the All-Bronx Baseball Player of the Year by the New York Post during his senior year. Also competed on his high school's track and field team.
- ◆ Other notable alumni from Fordham Preparatory School include Hall of Famer Frankie Frisch and legendary broadcaster Vin Scully.

2019

- ◆ Spent most of the year in the minor leagues, where he combined to hit .300 with six home runs, 10 doubles and 27 RBI in 55 games between Triple-A Durham and Triple-A Columbus.
- ◆ Appeared in 15 MLB games between Tampa Bay and Cleveland, hitting .087 (2-23).
- ◆ Had three stints on the minor league Injured List (left thumb and right hamstring injuries).
- ◆ Began the year with Durham, where he hit .325 with three homers and 15 RBI in April.
- ◆ Opened his season with back-to-back four-hit contests on 4/4 and 4/5 at Charlotte.
- ◆ Traded to Cleveland on 7/3 in exchange for international bonus slot money.
- ◆ Appeared defensively at second base, third base, shortstop, left field and center field.
- ◆ Batted .259 (7-27) with two solo homers over six postseason games for Columbus, as the Clippers won the International League's Governors' Cup.

2018

- ◆ Spent most of the season with Triple-A Durham, where he hit .258 with 16 doubles, six triples, 12 home runs and 41 RBI over 117 games with the Bulls.
- ◆ Led the International League with 29 stolen bases and tied for second with six triples.
- ◆ Ranked among Rays minor leaguers in steals (T-2nd, 31), triples (T-2nd, 7), home runs (T-8th, 14) and total bases (9th, 191).
- ◆ Made MLB debut on 9/2 at Cleveland as defensive replacement. Picked up first MLB hit on 9/7 vs. Baltimore, a pinch-hit single off of RHP Luis Ortiz.
- ◆ In 13 games with Tampa Bay, played six different positions (3B, SS, 2B, LF, CF, RF).
- ◆ Finished the season 31-34 in stolen base attempts (91% success rate).
- ◆ Named the Fastest Baserunner in the International League by *Baseball America*.

2017

- ◆ Spent full season with Double-A Montgomery, batting .235 with 17 doubles, four triples, nine home runs, 37 RBI and 49 runs scored for the Biscuits.
- ◆ Named the Southern League Player of the Week on 6/5 after batting .565 with three doubles, a triple, three home runs, five multi-hit games and 10 RBI over a six-game span.
- ◆ Made 88 starts at shortstop, 14 starts in center field (his first career action in the outfield), and six starts at second base.
- ◆ Hit .292 with five doubles, three homers and 10 RBI over 24 games in May.
- ◆ Totaled 22 extra-base hits throughout the season, including four three-hit games.
- ◆ Registered a season-high four RBI, 5/30 vs. Tennessee.
- ◆ Batted .464 (13-28) when hitting in the first inning (with two doubles and two home runs).

2016

- ◆ Began season on disabled list with a left hamstring injury. Returned on 5/16 and spent full season with Class-A Charlotte, batting .262 with six doubles, two triples and 14 RBI.
- ◆ Played for Criollos de Caguas in the Puerto Rican Winter League after the season.

2015

- ◆ Hit .290 with 10 RBI with 47 games with Class-A Charlotte.
- ◆ Spent nearly two months on the disabled list with right wrist tendinitis.

2014

- ◆ Batted .290 with 18 doubles, 15 triples, nine home runs, 94 runs scored, 56 RBI and 50 stolen bases over 134 games for Class-A South Bend.
- ◆ Named the Midwest League Prospect of the Year by MiLB.com.
- ◆ Chosen as a Midwest League Midseason and Postseason All-Star.
- ◆ Named a Low Class-A All-Star by *Baseball America* and Organizational All-Star by MiLB.com.
- ◆ Led the Midwest League in steals (50), runs scored (94) and triples (15) while ranking second in the league in hits (158) and total bases (233). His 50 steals ranked 8th in MiLB.
- ◆ Reached base safely in 74 straight games from 4/22 - 7/16, breaking the minor league record of 71 games previously shared by Kevin Youkilis and Kevin Millar.
- ◆ Ranked by *Baseball America* as the #10 prospect in the Rays system following the season. The publication also tabbed him as the Most Exciting Player and Best Defensive Shortstop in the Midwest League in its Best Tools survey.

YR	TEAM	ORG	AVG	G	AB	R	H	2B	3B	HR	RBI	BB	SO	SB	CS	OBP	SLG	OPS
2012	AZL Diamondbacks (R)	ARI	.319	29	116	33	37	8	5	1	20	18	35	20	3	.406	.500	.906
	Missoula Osprey (R)	ARI	.220	14	50	9	11	0	2	0	4	5	12	2	0	.286	.300	.586
2013	South Bend Silver Hawks (A)	ARI	.260	65	235	23	61	10	4	0	16	21	59	7	2	.319	.336	.655
2014	South Bend Silver Hawks (A)	ARI	.290	134	544	94	158	18	15	9	56	62	136	50	15	.367	.428	.796
2015	Charlotte Stone Crabs (A)	TB	.290	47	186	29	54	9	2	0	10	15	53	5	8	.343	.360	.703
	GCL Rays (R)	TB	.231	4	13	2	3	0	0	0	2	2	6	0	0	.333	.231	.564
2016	Charlotte Stone Crabs (A)	TB	.262	75	286	31	75	6	2	1	14	21	71	11	6	.313	.308	.621
2017	Montgomery Biscuits (AA)	TB	.235	108	374	49	88	17	4	9	37	30	112	18	9	.297	.374	.672
2018	TAMPA BAY RAYS (AL)	TB	.300	13	10	3	3	1	0	0	0	1	3	1	0	.417	.400	.817
	Montgomery Biscuits (AA)	TB	.229	8	35	5	8	2	1	2	4	1	11	2	0	.250	.514	.764
2019	Durham Bulls (AAA)	TB	.258	117	423	63	109	16	6	12	41	34	124	29	3	.317	.409	.726
	TAMPA BAY RAYS (AL)	TB	.083	10	12	2	1	1	0	0	0	0	6	0	0	.083	.167	.250
2019	CLEVELAND INDIANS (AL)	CLE	.091	5	11	1	1	1	0	0	0	1	7	1	0	.167	.182	.348
	Durham Bulls (AAA)	TB	.271	34	129	20	35	9	1	4	16	10	30	2	4	.329	.450	.778
2019	Columbus Clippers (AAA)	CLE	.244	12	45	5	11	4	1	0	5	0	9	1	1	.261	.378	.639
	AZL Indians Blue (R)	CLE	.429	3	7	1	3	2	0	0	0	2	1	0	0	.556	.714	1.270
2019	AZL Indians Red (R)	CLE	.545	6	22	8	12	4	0	2	6	1	3	0	0	.583	1.000	1.583
Major League Totals			.152	28	33	6	5	3	0	0	0	2	16	2	0	.222	.242	.465
Minor League Totals			.270	656	2465	372	665	105	43	40	231	222	662	147	51	.333	.396	.729

Héctor Velázquez

Héctor Velázquez Aguilar (vehl-AHZ-kehz)

RIGHT-HANDED PITCHER

BATS **RIGHT** THROWS **RIGHT** HEIGHT **6-0** WEIGHT **226** DOB **11/26/88** SERVICE TIME **2.017**

BORN: **Sonora, Mexico**

RESIDES: **Ciudad Obregón, Mexico**

HIGH SCHOOL:

COLLEGE:

ACQUIRED: **Selected off of waivers from Boston on 3/8/20**

MLB DEBUT: **For BOS on 5/18/17 vs OAK (5.0 IP, 9 H, 4 SO, 2 BB, 6 ER, L)**

 @Hvelazquez38





CAREER HIGHS

STRIKEOUTS

9, 8/7/17 vs Charlotte

INNINGS

7.0, 5x, last: 8/27/17 vs Lehigh Valley

WALKS

4, 3x, last: 8/19/19 @ Scranton/WB

HOME RUNS ALLOWED

3, 5/18/17 @ Oakland

RUNS ALLOWED

8, 8/24/18 @ Tampa Bay

EARNED RUNS ALLOWED

6, 5/18/17 @ Oakland

HITS ALLOWED

9, 5/18/17 @ Oakland

PITCHES IN A GAME

101, 5/18/17 @ Oakland

PERSONAL

- Selected by Baltimore off of waivers from Boston on 3/8/20.
- Signed as a free agent with Boston on 2/18/17 after spending the previous seven seasons in the Mexican League.
- Married, wife's name is Asamary Osobampo. Has two sons: Hector Emilio (born May 2015) and Josue Mateo (born December 2018).
- Other notable people from Ciudad Obregón include former world champion boxer Julio César Chávez and current St. Louis pitcher Giovanny Gallegos.

2019

- Made second straight Opening Day roster with Boston and spent most of the season with the Red Sox, going 1-4 with a 5.43 ERA in 34 appearances (eight starts).
- Ranked among Red Sox pitchers in starts (6th, 8) and appearances (8th, 34).
- Made 20 of his final 21 appearances with Boston out of the bullpen.
- Pitched 2.0 scoreless innings at London Stadium vs the Yankees (three strikeouts) on 6/29.
- Held MLB left-handers to a .238 average (24-101). IL left-handers hit just .120 (3-25).
- Made eight appearances with Boston in September, posting a 3.24 ERA.
- Made 12 relief appearances with Pawtucket, posting a 3.31 ERA.
- Spent 5/30 - 6/15 and 6/19 - 6/29 on the Injured List with a lower back strain.

2018

- Bounced between the starting rotation and the bullpen in first full season with Boston, going 7-2 with a 3.18 ERA in 47 games (eight starts) with the Red Sox.
- Among AL rookies, tied for sixth in wins (7) and was eighth in appearances (47).
- Began season in the starting rotation and earned a win on 4/1 at Tampa Bay, pitching a Major League-high 5.2 innings and allowing one earned run against the Rays.
- Won each of his seven decisions from 4/1 - 7/30, tied for the longest winning streak by a Boston pitcher in 2018 (Chris Sale). Won 10 straight decisions dating back to 2017, which was MLB's longest active streak over that span. Went 10-0 with a 2.05 ERA (17 ER/74.2 IP) over 38 appearances (five starts) from 6/14/17 - 7/30/18.
- Made a rehab appearance with Triple-A Pawtucket on 5/21 vs Scranton/WB. Spent 5/14-5/23 on the disabled list with a low back strain.
- Finished season with six straight scoreless appearances out of the bullpen (5.1 innings).
- Posted a 2.63 ERA with 30 strikeouts in 41.0 innings at Fenway Park (22 appearances).
- Pitched for the MLB team in the six-game Japan All-Star Series in November. Made one appearance against Samurai Japan, pitching 2.0 innings on 11/14. Also pitched in an exhibition game on 11/18 vs Yomiuri at the Tokyo Dome and earned a win for the MLB All-Stars, pitching 2.0 scoreless innings with three strikeouts.

2017

- Spent most of his first season in the U.S. with Triple-A Pawtucket, going 8-4 with a 2.21 ERA in 19 starts. Also pitched in eight games for Boston, going 3-1 with a 2.92 ERA.
- Named a Red Sox Organizational All-Star by MiLB.com.
- Made MLB debut in a start on 5/18 at Oakland. Picked up first big league strikeout in the first inning of that contest (Ryon Healy).
- Became the only Boston pitcher since 1920 to earn a win in each of his first three career relief appearances, doing so on 6/14 at Philadelphia, 7/18 vs. Toronto, and 9/5 vs. Toronto.
- Threw 6.0 perfect innings in final start of April for Pawtucket, 4/30 vs Gwinnett.
- Held International league batters to a .213 average over 102.0 innings.

MEXICAN LEAGUE HIGHLIGHTS

- In seven seasons in the Mexican League with Campeche (2010-15) and Monclova (2016), went 43-29 with a 3.76 ERA in 136 games (120 starts). After spending his first six professional seasons with Campeche, spent the entire 2016 season with Monclova while on loan.
- Tabbed 2010 Mexican League Rookie of the Year after going 6-4 with a 2.93 ERA.
- On 8/6/16 vs. Aguascalientes, surrendered only one hit in a 9.0-inning shutout (0 BB). In his next start, he again gave up zero runs and one hit on 8/11 vs. Reynosa (7.0 IP, 0 BB).
- Pitched in the Mexican Pacific Winter League following each season from 2010-17. Named the league's Pitcher of the Year for the 2013-14 and 2016-17 seasons.
- Led the Mexican Pacific Winter League in wins (9), strikeouts (87), and winning percentage (.750) during the 2016-17 season. Also led the league in wins (8) in the 2013-14 season.
- Made 2 starts for Mexico in the 2016-17 Caribbean Series. Earned the win on 2/2/17 vs. the Dominican Republic. Pitched 6.0 shutout innings in the championship game vs. Puerto Rico on 2/7/17, a 1-0, 10-inning loss.



HÉCTOR VELÁZQUEZ has gone 8-1 with a 2.99 ERA in 70 career Major League relief appearances with Boston. (Nick Wass/AP)

YR	TEAM	ORG	W-L	ERA	G	GS	CG	SHO	SV	IP	H	R	ER	HR	HB	BB	SO	WHIP	AVG
2010	Piratas de Campeche	MEX	6-4	2.93	29	14	1	1	0	92.0	84	33	30	6	4	39	50	1.34	.255
2011	Piratas de Campeche	MEX	1-1	4.71	5	5	0	0	0	21.0	25	11	11	1	1	13	20	1.81	.305
2012	Piratas de Campeche	MEX	11-7	4.40	19	19	0	0	0	104.1	111	55	51	14	6	32	79	1.37	.276
2013	Piratas de Campeche	MEX	3-5	4.19	22	22	0	0	0	124.2	147	65	58	17	7	39	91	1.49	.300
2014	Piratas de Campeche	MEX	11-7	4.10	21	21	0	0	0	118.2	120	59	54	11	10	39	98	1.34	.267
2015	Piratas de Campeche	MEX	6-4	4.44	18	17	0	0	0	95.1	98	54	47	10	9	35	70	1.40	.275
2016	Acereros de Monclova	MEX	5-1	2.47	22	22	1	1	0	131.1	115	43	36	8	2	16	120	1.00	.236
2017	BOSTON RED SOX (AL)	BOS	3-1	2.92	8	3	0	0	0	24.2	21	8	8	4	0	7	19	1.14	.236
	Pawtucket Red Sox (AAA)	BOS	8-4	2.21	19	19	0	0	0	102.0	78	27	25	7	2	24	79	1.00	.213
2018	BOSTON RED SOX (AL)	BOS	7-2	3.18	47	8	0	0	0	85.0	97	35	30	7	7	26	53	1.45	.290
	Pawtucket Red Sox (AAA)	BOS	0-0	0.00	1	0	0	0	0	1.0	0	0	0	0	0	1	0.00	.000	
2019	BOSTON RED SOX (AL)	BOS	1-4	5.43	34	8	0	0	0	56.1	58	40	34	7	3	28	49	1.53	.275
	Pawtucket Red Sox (AAA)	BOS	0-0	3.31	12	0	0	0	1	16.1	11	6	6	3	0	11	14	1.35	.200
	Lowell Spinners (A)	BOS	0-0	0.00	1	1	0	0	0	1.0	1	0	0	0	0	2	1.00	.333	
Major League Totals			11-7	3.90	89	19	0	0	0	166.0	176	83	72	18	10	61	121	1.43	.277
Minor League Totals			51-33	3.54	169	140	2	2	1	807.2	790	353	318	77	41	248	624	1.29	.261

Alexander Wells

Alexander James Wells

LEFT-HANDED PITCHER

BATS **LEFT** THROWS **LEFT** HEIGHT **6-1** WEIGHT **190** DOB **2/27/97** SERVICE TIME **0.000**

BORN: **Newcastle, Australia**

RESIDES: **Belmont, Australia**

HIGH SCHOOL:

COLLEGE:

ACQUIRED: **Signed by BAL as a free agent on 8/29/15**

MLB DEBUT:



@A_Wells27



@_alexanderwells



CAREER HIGHS

STRIKEOUTS

9, 6/11/18 vs Lynchburg

INNINGS

8.0, 2x, last: 7/15/19 vs Harrisburg

WALKS

4, 2x, last: 5/8/19 @ Altoona

HOME RUNS ALLOWED

3, 3x, last: 7/8/18 @ Carolina

RUNS ALLOWED

8, 5/26/17 @ Lakewood

EARNED RUNS ALLOWED

7, 3x, last: 8/23/19 vs Altoona

HITS ALLOWED

12, 6/29/18 vs Winston-Salem

PITCHES IN A GAME

99, 2x, last: 7/15/19 vs Harrisburg

PERSONAL

- ◆ Signed by Baltimore as a non-drafted free agent on 8/29/15.
- ◆ Was on Australia's roster for the 2017 World Baseball Classic.
- ◆ Has a twin brother, Lachlan, who pitches in the Minnesota Twins organization.

RANKING ON ORIOLES TOP PROSPECT LISTS ENTERING 2020

#15 - MLB.com
Best Control - Baseball America

2019

- ◆ Entered the year ranked among the top Orioles prospects by Baseball Prospectus (#14), Baseball America (#20) and MLB.com (#28). Also rated by Baseball America as having the Best Changeup in the Orioles system.
- ◆ Spent the season with Double-A Bowie, going 8-6 with a 2.95 ERA in 24 starts.
- ◆ Ranked among Orioles minor leaguers in starts (T-2nd, 24), innings (3rd, 137.1), WHIP (3rd, 1.07) and wins (T-7th, 8).
- ◆ Ranked among qualifying Eastern League leaders in WHIP (3rd, 1.07), ERA (6th, 2.95), average against (6th, .236) and innings pitched (7th, 137.1).
- ◆ Named an Eastern League Midseason All-Star, his fourth career Midseason All-Star nod.
- ◆ Went 7-1 with a 1.92 ERA in 14 starts (79.2) before the All-Star break.
- ◆ Named EL Pitcher of the Week on 6/2 after posting a 0.61 ERA over two starts.
- ◆ Issued two walks or fewer in 22 of his 24 starts, including nine starts with zero walks.
- ◆ Allowed three earned runs or less in 20 of his 24 outings.
- ◆ Matched a career-best by throwing 8.0 innings in a win vs. Harrisburg, 7/15.
- ◆ Held Eastern League batters to a .236 average, with lefties batting just .225.
- ◆ Went 2-1 with a 1.80 ERA (9 ER, 45.0 IP) in eight daytime starts.
- ◆ Registered a season-high eight strikeouts in a win at Hartford, 7/1.
- ◆ Held batters to a .191 average in the first inning and .181 in the second inning.
- ◆ His ERA for the season never climbed above 3.05. He posted an earned run average below 3.00 in April (1.54), May (1.80), June (2.25) and July (2.39).

2018

- ◆ Spent the entire season with Class-A Frederick, going 7-8 with a 3.47 ERA in 24 starts.
- ◆ His 3.47 ERA ranked 6th among Orioles minor leaguers and was 4th in the Carolina League.
- ◆ Ranked 4th among Carolina League hurlers in lowest walks per nine IP (2.20) and was 5th in the circuit in fewest baserunners per nine IP (12.00).
- ◆ Named to the World Team for the MLB Futures Game at Nationals Park.
- ◆ Issued two walks or fewer in 20 of his 24 starts, including five starts in which he did not walk an opposing batter. Allowed two runs or less in 17 of his 24 starts.
- ◆ Set a career-high with nine strikeouts and 8.0 shutout innings, 6/11 vs. Lynchburg.
- ◆ Registered at least 5.0 innings in 19 of his 24 starts, ranking 2nd on the Keys with 135.0 IP.
- ◆ Posted a 2.86 ERA in 14 road starts and went 1-1 with a 1.49 ERA in six daytime outings.
- ◆ Registered a 1.97 ERA over his final five starts, holding batters to a .188 average.

2017

- ◆ Named Baltimore's Jim Palmer Minor League Pitcher of the Year after going 11-5 with a 2.38 ERA in 25 starts for Class-A Delmarva.
- ◆ Led all Minor League Baseball with a 0.91 WHIP, while his 2.38 ERA ranked 22nd in MiLB.
- ◆ Ranked among South Atlantic League pitchers in ERA (1st, 2.38), WHIP (1st, 0.91), lowest walks per nine IP (1st, 0.64), fewest baserunners per nine IP (1st, 8.42) and wins (T-2nd, 11).
- ◆ Paced O's farmhands with a 2.38 ERA while tying for the organizational lead with 11 wins.
- ◆ Ranked 3rd in the system with 113 strikeouts behind John Means (124) & David Hess (123).
- ◆ Issued just 10 walks on the season, including none over his final 68.0 innings. The 10 walks were the fewest issued among qualifiers in all of Minor League Baseball (min 110.0 IP).
- ◆ Named a South Atlantic League Midseason All-Star and the LHP on MiLB.com's Orioles Organizational Minor League All-Star Team.
- ◆ Went 7-0 with a 1.75 ERA, three walks, 52 strikeouts and a .203 average in 11 home starts.
- ◆ Had a streak of 36 consecutive scoreless innings from 6/30 - 7/30.
- ◆ In five starts in July, he did not allow a run or a walk while holding opponents to a .124 average (13-105) over 31.0 IP. Was named the South Atlantic League Player of the Month for July and Orioles Minor League Pitcher of the Month for July.
- ◆ Posted a 0.73 ERA (3 ER, 37.0 IP) in six day starts, holding opponents to a .168 average.
- ◆ Rated by Baseball America as having the Best Control among Orioles prospects.
- ◆ Entered the season ranked as the #11 prospect in the Orioles system per MLB.com.

2016

- ◆ Entered the season ranked as the Orioles #25 prospect according to Baseball America.
- ◆ Ranked among New York-Penn League pitchers in WHIP (1st, 0.91), fewest baserunners per nine IP (1st, 8.33), walks per nine IP (2nd, 1.29) and ERA (3rd, 2.15).
- ◆ Held opponents to a .216 average, which ranked fourth among qualifying NYPL starters.
- ◆ Selected as a New York-Penn League All-Star, tossing a hitless inning in the contest.



ALEXANDER WELLS ranked among Orioles minor leaguers in starts (T-2nd, 24), innings (3rd, 137.1), WHIP (3rd, 1.07) and wins (T-7th, 8) during the 2019 season. (Daniel Kucin Jr/Getty Images)

YR	TEAM	ORG	W-L	ERA	G	GS	CG	SHO	SV	IP	H	R	ER	HR	HB	BB	SO	WHIP	AVG
2016	Aberdeen IronBirds (A)	BAL	4-5	2.15	13	13	0	0	0	62.2	48	17	15	1	1	9	50	0.91	.216
2017	Delmarva Shorebirds (A)	BAL	11-5	2.38	25	25	0	0	0	140.0	118	49	37	16	3	10	113	0.91	.222
2018	Frederick Keys (A)	BAL	7-8	3.47	24	24	0	0	0	135.0	142	56	52	19	5	33	101	1.30	.270
2019	Bowie Baysox (AA)	BAL	8-6	2.95	24	24	1	0	0	137.1	123	50	45	10	4	24	105	1.07	.236
Minor League Totals			30-24	2.82	86	86	1	0	0	475.0	431	172	149	46	13	76	369	1.07	.239

Stevie Wilkerson

Stephen Beaty Wilkerson

INFIELDER

BATS
BOTH

THROWS
RIGHT

HEIGHT
6-1

WEIGHT
195

DOB
1/11/92

SERVICE TIME
1.093

BORN: Roswell, GA

RESIDES: Arlington Heights, IL

HIGH SCHOOL: Pope High School (Marietta, GA)

COLLEGE: Clemson (Clemson, SC)

ACQUIRED: Selected by BAL in the 8th round of the 2014 draft

MLB DEBUT: For BAL on 6/20/18 vs WAS (defensive replacement)



@stevie_wilk



CAREER HIGHS

HITS

4, 6x, last: 9/23/19 @ Toronto

STRIKEOUTS

4, 5x, last: 5/8/19 vs Boston

RBI

5, 3x, last: 10/25/18 vs Surprise

WALKS

3, 5x, last: 10/9/18 @ Peoria

RUNS

4, 2x, last: 8/30/16 vs Potomac

STOLEN BASES

1, several times

HOME RUNS

1, several times

HITTING STREAK

8 games, 2x, last: 2017

PERSONAL

- Selected by Baltimore in the 8th round of the 2014 draft. Was selected by Boston in the 15th round of the 2010 draft but did not sign.
- Was a three-time Second-Team All-ACC selection at Clemson University, and was named Tigers Team MVP after his senior season.
- Attended Pope High School in Marietta, GA, where his team won a state title in 2009.
- His grandfather, Richard, played in the St. Louis Cardinals organization in the 1940s, while his other grandfather, Jim, played college football at Southern California.

2019

- Spent most of year with Baltimore, hitting .225 with 10 home runs and 35 RBI in 119 games.
- Made starts in center field (58), left field (15), right field (7) and second base (6).
- Hit his first big league home run on 4/24 vs. the Chicago White Sox (Ervin Santana).
- Registered 16 multi-hit games with Baltimore, including a four-hit contest on 9/23 at Toronto that matched a career-high (4-for-6, 3B, BB).
- Made MLB Network Play of the Week during the final week of the season for his catch on 9/29 at Boston, robbing Jackie Bradley Jr. of a go-ahead home run in the eighth inning of a tie game. The play was named Runner Up for Catch of the Year by MLB Network.
- Made four pitching appearances, including an outing on 7/25 at the Los Angeles Angels in which he earned a save after throwing a scoreless 16th inning. Became the first-ever position player to record a save since saves became an official statistic in 1969. The ball and hat from his appearance are on display at the National Baseball Hall of Fame.
- Struck out Boston's Andrew Benintendi for his first career strikeout, 7/20 at Camden Yards.
- Appeared in 16 games with Norfolk, hitting .323 with two home runs and 10 RBI.

2018

- Opened the year on the Restricted List before joining Norfolk on 5/30.
- Appeared in 20 games with Norfolk, batting .270 with four home runs and 13 RBI.
- With the Tides, appeared in games at 2B, 3B, SS, LF and RF and did not make an error.
- Had his contract selected by Baltimore on 6/19 and made his MLB debut as a defensive replacement on 6/20 at Washington.
- Recorded his first MLB hit and RBI with a single in the 9th inning on 6/22 at Atlanta.
- Placed on Baltimore's disabled list with a left oblique strain, 7/3.
- Placed on Norfolk's disabled list on 8/23 with a hamstring injury.
- Appeared in 20 games for Glendale in the Arizona Fall League, hitting .282 with nine RBI.

2017

- Split the season between Class-A Frederick (41 games) and Double-A Bowie (71 games).
- Batted .305 with eight home runs and 45 RBI in 112 games, with his .305 average ranking fifth among O's farmhands.
- Named the third baseman on the MiLB.com Orioles Postseason All-Star Team.
- Opened season in Frederick, batting .323 with two homers and 15 RBI in 41 games.
- Hit safely in 33 of his 41 games with the Keys before being promoted to Bowie on 5/23.
- Tied career-high with four hits, 6/13 vs. Reading (4-4, double, RBI).
- In June, ranked among Eastern League leaders in OBP (4th, .419) and average (5th, .344).
- Appeared defensively at 1B, 2B, 3B, SS and RF.
- Hit .317 with 10 RBI in 23 games for the Salt River Rafters in the Arizona Fall League.
- Suspended 50 games on 12/17 following a violation of the Minor League Drug Prevention and Treatment Program.

2016

- Spent most of the year with Frederick, hitting .251 with four home runs & 36 RBI in 114 games.
- Led Carolina League second basemen with a .975 fielding percentage. Paced CL second basemen in games (112), putouts (202) and double plays (70).

2015

- Was one of four Keys to register 100 or more hits, joining Aderlin Rodriguez, Erick Salcedo and Jomar Reyes.
- Reached base safely in 22 straight games from 4/11 - 5/4, hitting .288 (21-73) with a .464 OBP over that span.
- Matched career-highs with four hits, four runs scored and five RBI, 8/30 vs. Potomac.

2014

- Spent year with Class-A Delmarva, batting .287 with two home runs & 30 RBI in 92 games.
 - Named as the second baseman on the Orioles Organizational All-Star Team by MiLB.com.
 - Named to South Atlantic League Midseason All-Star Team.
 - Ranked second on Delmarva with 10 stolen bases and a .375 on-base percentage.
 - Registered 26 multi-hit games, including three four-hit contests (matching a career-high).
 - Established a career-high with five RBI, 9/2 vs. Hickory (2-3, HR, 5 RBI, BB, 2 R).
 - Batted .350 (36-103) with five doubles and five RBI against left-handed pitching.
- 2014**
- Spent his first pro season with Class-A Aberdeen, batting .190 with two home runs and 15 RBI in 60 games.
 - Recorded first professional home run as part of a two-hit performance, 7/12 vs. Auburn.

YR	TEAM	ORG	AVG	G	AB	R	H	2B	3B	HR	RBI	BB	SO	SB	CS	OBP	SLG	OPS	
2014	Aberdeen IronBirds (A)	BAL	.190	60	210	19	40	9	1	2	15	14	42	3	6	.248	.271	.519	
2015	Delmarva Shorebirds (A)	BAL	.287	92	342	61	98	15	4	2	30	45	84	10	5	.376	.371	.747	
2016	Bowie Baysox (AA)	BAL	.222	3	9	1	2	0	0	0	0	0	1	0	0	.222	.222	.444	
	Frederick Keys (A)	BAL	.251	114	402	49	101	17	4	4	36	45	98	18	6	.334	.343	.677	
2017	Bowie Baysox (AA)	BAL	.294	71	245	34	72	13	0	6	30	20	53	5	2	.354	.420	.775	
	Frederick Keys (A)	BAL	.323	41	155	29	50	10	0	2	15	19	40	2	3	.407	.426	.833	
2018	BALTIMORE ORIOLES (AL)	BAL	.174	16	46	2	8	3	0	0	3	3	16	1	0	.224	.239	.464	
	Bowie Baysox (AA)	BAL	.158	5	19	3	3	1	0	0	0	2	6	0	1	.238	.211	.449	
	Norfolk Tides (AAA)	BAL	.270	20	74	13	20	5	0	4	13	5	15	0	1	.329	.500	.829	
	GCL Orioles (R)	BAL	.500	2	6	0	3	1	0	0	2	0	2	1	0	.500	.667	1.167	
2019	BALTIMORE ORIOLES (AL)	BAL	.225	117	329	41	74	18	2	10	35	22	108	3	3	.286	.383	.669	
	Norfolk Tides (AAA)	BAL	.323	16	62	13	20	0	1	2	10	3	9	3	0	.354	.452	.805	
Major League Totals				.219	133	375	43	82	21	2	10	38	25	124	4	3	.279	.365	.644
Minor League Totals				.268	424	1524	222	409	71	10	22	151	153	350	42	24	.342	.371	.714

Mason Williams

Mason Williams

OUTFIELDER

BATS: **LEFT** THROWS: **RIGHT** HEIGHT: **6-1** WEIGHT: **195** DOB: **8/21/91** SERVICE TIME: **2.002**

BORN: Pawtucket, RI RESIDES: Tampa, FL

HIGH SCHOOL: West Orange High School (Winter Garden, FL)

COLLEGE:

ACQUIRED: Signed by Baltimore as a minor league free agent, 3/28/19.

MLB DEBUT: For NYY on 6/12/15 vs BAL (1-for-2, HR, 2 RBI)



@MjordanW9



@officialmasonwilliams



CAREER HIGHS

HITS

4, 7x, last: 6/23/18 vs Norfolk

RBI

4, 5x, last: 5/1/18 vs Columbus

RUNS

4, 6/23/18 vs Norfolk

HOME RUNS

2, 4/27/19 @ Louisville

STRIKEOUTS

4, 2x, last: 4/24/14 vs Akron

WALKS

3, 2x, last: 4/18/13 @ Daytona

STOLEN BASES

2, 13x, last: 6/19/19 @ Scranton/WB

HITTING STREAK

15 games, 2x, last: 2013

PERSONAL

- ◆ Signed by Baltimore as a minor league free agent on 3/28/19. Re-signed with the Orioles as a minor league free agent on 11/26/19.
- ◆ Originally selected by the New York Yankees in the 4th round of the 2010 draft.
- ◆ Attended West Orange High School in Winter Garden, FL. Had been slated to enroll at the University of South Carolina before signing with the Yankees.
- ◆ Grew up in Pawtucket, RI before moving to Florida after the seventh grade.
- ◆ His father, Derwin Williams, played in the NFL as a wide receiver for the New England Patriots from 1985-87. Derwin had 14 catches for 228 yards over his three-year career.
- ◆ Is the greatnephew of OF Walt Williams, who appeared in 842 games over a 10-year MLB career spent with the Colt 45s, White Sox, Indians and Yankees from 1964-1975.

2019

- ◆ Attended spring training with Cincinnati before being released on 3/19. Signed by Baltimore as a free agent on 3/28 and opened the season with Norfolk.
- ◆ Spent most of the year with Norfolk, where he hit .308 with 18 home runs and 67 RBI.
- ◆ Ranked among International League leaders in hits (5th, 136), average (7th, .308), OBP (14th, .371) and total bases (14th, 211). Ranked among IL leaders after the All-Star break in average (2nd, .335), OBP (4th, .402), hits (T-3rd, 60) and OPS (10th, .905).
- ◆ Named an Orioles Organizational All-Star by MiLB.com.
- ◆ Led the International League with 12 outfield assists.
- ◆ Ranked second behind Ryan Mountcastle among full-season Orioles minor leaguers in average (.308), home runs (18) and RBI (67).
- ◆ His .308 average was the 4th-best by any Tide since Norfolk became an O's affiliate in 2007.
- ◆ Batted over .300 in May (.321), July (.343) and August (.356).
- ◆ Had three hitting streaks of 10 games or higher, including a season-best 13-game stretch from 7/12-25. Hit safely in 25 of 27 games while posting a .455 OBP from 7/12 - 8/10.
- ◆ Registered 41 multi-hit games, including nine different three-hit contests.
- ◆ Had his contract selected by Baltimore on 9/3.
- ◆ Appeared in 11 games with the Orioles, batting .267 (8-30) with a double and two RBI.
- ◆ Outrighted off of Baltimore's 40-man roster on 10/30.

2018

- ◆ Split the year between Triple-A Louisville and Cincinnati. Hit .280 with six homers and 30 RBI in 87 games for the Bats and .293 with two homers and six RBI in 51 games for the Reds.
- ◆ Was an International League Midseason All-Star.
- ◆ Matched a career-high with four hits and set a career-best with four runs, 6/23 vs Norfolk.
- ◆ Batted .315 in June and .300 in July before being promoted to Cincinnati on 7/26.
- ◆ Hit safely in 13 of his first 18 starts with the Reds, batting .279 with a homer and five RBI.
- ◆ Batted safely in his first four games with Cincinnati, matching his longest MLB hitting streak.
- ◆ Hit his first career pinch-hit home run, 9/6 vs. San Diego.

2017

- ◆ Spent most of the season with Triple-A Scranton/WB in the Yankees system, batting .263 with two home runs, 30 RBI and 19 stolen bases over 106 games.
- ◆ His 19 stolen bases ranked 11th in the International League.
- ◆ Put together a 12-game hitting streak from 8/7 - 8/20. Batted .309 in 25 games in August.
- ◆ Appeared in five games for the Yankees, hitting .250 (4-16) with an RBI and two steals.

2016

- ◆ Missed most of the season while recovering from surgery to repair a torn labrum in his right shoulder. Underwent the surgery on 8/7/15.
- ◆ Appeared in 12 games for the Yankees, batting .296 with a double and two RBI
- ◆ Batted .296 with 23 RBI over 31 games with Scranton/Wilkes-Barre.
- ◆ Appeared in four postseason games for Scranton, batting .412 (7-17) with a home run and two RBI as the RailRiders topped Lehigh Valley and Gwinnett to capture the Governors' Cup.

CAREER HIGHLIGHTS

- ◆ Made MLB debut on 6/12/15 for the Yankees at Baltimore, and hit a two-run home run off of Ubaldo Jimenez for his first big league hit.
- ◆ Entered 2014 season ranked as the #2 prospect in the Yankees organization by MLB.com.
- ◆ Named Yankees Organizational All-Star and Midseason All-Star in both 2011 and 2012.
- ◆ Participated in the Rising Stars Game in the Arizona Fall League in 2013.
- ◆ Set franchise records with Class-A Staten Island in 2011 in hits (94) and steals (28).
- ◆ Named a Baseball America Short Season All-Star with Staten Island in 2011.

YR	TEAM	ORG	AVG	G	AB	R	H	2B	3B	HR	RBI	BB	SO	SB	CS	OBP	SLG	OPS
2010	GCL Yankees (R)	NYY	.222	5	18	0	4	0	0	0	0	1	4	1	2	.263	.222	.485
2011	Staten Island Yankees (A)	NYY	.349	68	269	42	94	11	6	3	31	20	41	28	12	.395	.468	.863
2012	Charleston RiverDogs (A)	NYY	.304	69	276	55	84	19	4	8	28	21	33	19	9	.359	.489	.848
	Tampa Yankees (A)	NYY	.277	22	83	13	23	3	0	3	7	3	14	1	4	.302	.422	.724
2013	Trenton Thunder (AA)	NYY	.153	17	72	7	11	3	1	1	4	1	18	0	0	.164	.264	.428
	Tampa Yankees (A)	NYY	.261	100	406	56	106	21	3	3	24	39	61	15	9	.327	.350	.676
2014	Trenton Thunder (AA)	NYY	.223	128	507	67	113	18	4	5	40	47	68	21	8	.290	.304	.593
2015	NEW YORK YANKEES (AL)	NYY	.286	8	21	3	6	3	0	1	3	1	3	0	0	.318	.571	.890
	Trenton Thunder (AA)	NYY	.317	34	120	14	38	7	0	0	11	19	17	11	6	.407	.375	.782
	Scranton/WB RailRiders (AAA)	NYY	.321	20	81	12	26	7	1	0	11	8	6	2	1	.382	.432	.814
2016	NEW YORK YANKEES (AL)	NYY	.296	12	27	4	8	1	0	0	2	1	12	0	0	.321	.333	.655
	Scranton/WB RailRiders (AAA)	NYY	.296	31	125	19	37	8	1	0	23	5	21	1	1	.313	.376	.689
	Tampa Yankees (A)	NYY	.333	11	42	2	14	2	1	0	1	1	4	0	0	.349	.429	.777
	GCL Yankees (R)	NYY	.000	1	4	0	0	0	0	0	0	0	1	0	0	.000	.000	.000
2017	NEW YORK YANKEES (AL)	NYY	.250	5	16	3	4	0	0	0	1	1	2	2	0	.294	.250	.544
	Scranton/WB RailRiders (AAA)	NYY	.263	106	399	44	105	10	3	2	30	28	66	19	5	.309	.318	.627
2018	CINCINNATI REDS (NL)	CIN	.293	51	123	10	36	5	1	2	6	7	29	1	2	.331	.398	.729
	Louisville Bats (AAA)	CIN	.280	87	318	52	89	18	4	6	30	29	57	5	8	.341	.418	.759
2019	BALTIMORE ORIOLES (AL)	BAL	.267	11	30	4	8	1	0	0	2	3	6	1	0	.324	.300	.624
	Norfolk Tides (AAA)	BAL	.308	121	442	62	136	15	3	18	67	46	86	4	7	.371	.477	.848
Major League Totals			.286	87	217	24	62	10	1	3	14	13	52	4	2	.325	.382	.707
Minor League Totals			.278	820	3162	445	880	142	31	49	307	268	497	127	72	.334	.389	.724

Asher Wojciechowski

Randall Asher Wojciechowski (wo-juh-HOW-ski)

RIGHT-HANDED PITCHER

BATS RIGHT **THROWS** RIGHT **HEIGHT** 6-4 **WEIGHT** 235 **DOB** 12/21/88 **SERVICE TIME** 1.156

BORN: Hardeeville, SC

RESIDES: Charleston, SC


HIGH SCHOOL: Sturgis HS (Sturgis, MI), Beaufort HS (Beaufort, SC)


COLLEGE: The Citadel (Charleston, SC)

ACQUIRED: Trade with Cleveland in exchange for cash considerations, 7/1/19

MLB DEBUT: For HOU on 4/9/15 vs CLE (4.0 IP, 8 H, 4 ER, 2 BB, 2 K, L)

 @AsherWojo

 @asher_wojo



CAREER HIGHS

STRIKEOUTS

12, 7/6/18 @ Durham

INNINGS

9.0, 7/8/13 @ Round Rock

WALKS

6, 2x, last: 4/16/16 vs Las Vegas

HOME RUNS ALLOWED

5, 6/4/19 vs Toledo

RUNS ALLOWED

9, 6/14/11 vs Clearwater

EARNED RUNS ALLOWED

8, 3x, last: 6/4/19 vs Toledo

HITS ALLOWED

11, 3x, last: 7/10/14 vs New Orleans

PITCHES IN A GAME

110, 8/30/15 @ Omaha

PERSONAL

- ◆ Acquired by Baltimore in a trade with Cleveland for cash considerations, 7/1/19.
- ◆ Originally selected by Toronto in the 1st round (41st overall) of the 2010 draft out of The Citadel, where he majored in Business Administration. Was the first player from The Citadel to ever be selected in the first round of the MLB draft.
- ◆ Named the Southern Conference Pitcher of the Year during his junior year in 2010 after finishing second in the nation with 155 strikeouts and ranking fifth in the country with 12 victories (tying a school record).
- ◆ At The Citadel, was teammates with Cleveland RHP Mike Clevinger in 2010.
- ◆ Lived in the Dominican Republic, Bulgaria and Romania as a child as his parents - Randy and Carol - were missionaries. Was nine years old when the family moved to Romania, and he was able to play baseball in Bucharest when Little League Baseball expanded there.
- ◆ Attended Sturgis HS (MI) before attending Beaufort HS (SC) his senior year.
- ◆ His last name is the longest in Orioles history (13 letters). The previous record holder was Arnie Portocarrero (12 letters). The MLB record is 14 letters (Jarrod Saltalamacchia).

2019

- ◆ Opened the season with Triple-A Columbus in the Cleveland system, going 8-2 with a 3.61 ERA and 82 strikeouts in 15 starts for the Clippers.
- ◆ Named an International League Midseason All-Star, but did not pitch in the contest.
- ◆ As of 7/1, ranked among IL leaders in WHIP (3rd, 1.16), opponent's batting average (4th, .217), wins (T-4th, 8) and ERA (10th, 3.61).
- ◆ Went 2-0 with a 0.82 ERA (2 ER, 22.0 IP) over four starts for Columbus in April.
- ◆ Allowed three earned runs or less in 12 of his 15 starts with the Clippers.
- ◆ Limited IL batters to a .151 average (8-53) with runners in scoring position.
- ◆ Went 3-1 with a 2.96 ERA in eight road starts for Columbus.
- ◆ Traded to Baltimore on 7/1 and had his contract selected by the Orioles on 7/2.
- ◆ Went 4-8 with a 4.92 ERA over 17 games (16 starts) for the Orioles.
- ◆ Earned his first win in an Orioles uniform on 7/21 vs. Boston after allowing just one hit and two walks while striking out 10 over 7.1 innings in Baltimore's 5-0 victory. His 7.1 innings pitched matched a season-high for any Orioles starter (also Dylan Bundy, 5/4), and it was the first 10-strikeout performance by an O's pitcher since Dylan Bundy K'd 14 on 5/24/18.
- ◆ Capped his season with a win at Boston on 9/27 (6.0 IP, 4 H, 0 R, 1 BB, 6 K).

2018

- ◆ Spent most of the season with Norfolk, where he went 5-4 with a 3.51 ERA over 19 games (12 starts). Also went 0-5 with a 7.01 ERA in six starts for Charlotte at the end of the year.
- ◆ Established a career-high with 12 strikeouts, 7/6 at Durham. Did not allow a run or walk a batter while allowing three hits over 7.0 innings in that contest.
- ◆ In a five-start span from 5/12 - 6/7, he registered 18 more strikeouts (33) than hits allowed (15) while holding batters to a .150 average (15-100). Posted a 2.45 ERA over that stretch.
- ◆ Despite not pitching after 7/13 with Norfolk, his 89 strikeouts with the Tides ranked 14th among Orioles minor leaguers.
- ◆ Opted out of his contract on 7/18 and spend the remainder of the season with Charlotte.

2017

- ◆ Attended spring training with Arizona but was released on 3/28. Signed as a minor league free agent with Cincinnati on 4/21.
- ◆ Split year between Louisville (eight games, five starts) & Cincinnati (25 games, eight starts).
- ◆ Went 2-0 with a 2.05 ERA with Louisville, holding IL batters to a .207 average (24-116).
- ◆ In his five starts with Louisville, went 1-0 with a 1.40 ERA (4 ER, 25.2 IP).
- ◆ Went 4-3 with a 6.50 ERA with Cincinnati, posting a 4.00 ERA in 17 games as a reliever.
- ◆ Made Reds debut on 5/20 vs. Colorado. Earned first MLB win, retiring first 11 batters faced.
- ◆ Registered his first MLB hit on 8/9 vs. San Diego, a single off of Travis Wood.

CAREER HIGHLIGHTS

- ◆ Made the Astros Opening Day roster in 2015 as the #3 starter in the rotation.
- ◆ Struck out Cleveland's Carlos Santana for first big league punchout in MLB debut, 4/9/15.
- ◆ Had a 13-start undefeated streak for Fresno in 2015, going 7-0 with a 2.99 ERA.
- ◆ Made two postseason starts for Fresno in 2015, going 2-0 with a 1.50 ERA.
- ◆ Missed first half of 2014 season due to right lat strain and right forearm flexor strain.
- ◆ Had a run of 80.1 consecutive innings without allowing a homer, 6/27/13 - 6/23/14.
- ◆ Set a Corpus Christi franchise record by going 33.0 consecutive innings without allowing a run (9/20/12 - 4/24/13). Started the 2013 season with 20.0 consecutive scoreless innings.
- ◆ Ranked 3rd in the Pacific Coast League with a 1.19 WHIP for Oklahoma City in 2013.
- ◆ Part of a 10-player trade between Toronto and Houston, 7/20/12. Toronto sent Wojciechowski, Kevin Comer, Francisco Cordero, Ben Francisco, Joe Musgrove, Carlos Perez and David Rollins to Houston for David Carpenter, J.A. Happ and Brandon Lyon.

YR	TEAM	ORG	W-L	ERA	G	GS	CG	SHO	SV	IP	H	R	ER	HR	HB	BB	SO	WHIP	AVG
2010	Auburn Doubledays (A)	TOR	0-0	0.75	3	3	0	0	0	12.0	6	1	1	0	0	4	11	0.83	.146
2011	Dunedin Blue Jays (A)	TOR	11-9	4.70	25	22	0	0	0	130.1	156	79	68	15	4	31	96	1.43	.292
2012	Corpus Christi Hooks (AA)	HOU	2-2	2.06	8	8	0	0	0	43.2	30	14	10	0	5	14	34	1.01	.190
	Dunedin Blue Jays (A)	TOR	7-3	3.57	18	18	0	0	0	93.1	91	40	37	3	5	22	76	1.21	.261
2013	Corpus Christi Hooks (AA)	HOU	2-1	2.08	6	3	0	0	1	26.0	17	6	6	1	0	7	27	0.92	.189
	Ok. City RedHawks (AAA)	HOU	9-7	3.56	22	21	2	1	0	134.0	116	56	53	10	1	44	104	1.19	.229
2014	Ok. City RedHawks (AAA)	HOU	4-4	4.74	15	14	0	0	0	76.0	89	46	40	10	4	21	59	1.45	.293
2015	HOUSTON ASTROS (AL)	HOU	0-1	7.16	5	3	0	0	0	16.1	23	13	13	2	0	7	16	1.84	.329
	Fresno Grizzlies (AAA)	HOU	8-4	4.92	20	20	1	0	0	115.1	129	68	63	13	6	41	87	1.47	.285
2016	Jacksonville Suns (AA)	MIA	1-0	2.53	2	2	0	0	0	10.2	9	3	3	0	2	1	9	0.94	.225
	Fresno Grizzlies (AAA)	HOU	2-2	5.33	5	5	0	0	0	25.1	29	21	15	1	3	13	22	1.66	.282
	New Orleans Zephyrs (AAA)	MIA	2-3	5.26	13	10	0	0	0	49.2	61	31	29	10	3	24	32	1.71	.305
2017	CINCINNATI REDS (NL)	CIN	4-3	6.50	25	8	0	0	0	62.1	71	48	45	14	5	19	64	1.44	.287
	Louisville Bats (AAA)	CIN	2-0	2.05	8	5	0	0	0	30.2	24	8	7	2	1	8	35	1.04	.207
2018	Norfolk Tides (AAA)	BAL	5-4	3.51	19	12	0	0	0	84.2	68	36	33	14	1	32	89	1.18	.219
	Charlotte Knights (AAA)	CWS	0-5	7.01	6	6	0	0	0	34.2	40	27	27	12	3	5	37	1.30	.288
2019	BALTIMORE ORIOLES (AL)	BAL	4-8	4.92	17	16	0	0	0	82.1	80	46	45	17	9	28	80	1.31	.248
	Columbus Clippers (AAA)	CLE	8-2	3.61	15	15	0	0	0	84.2	67	35	34	19	3	31	82	1.16	.217
Major League Totals			8-12	5.76	47	27	0	0	0	161.0	174	107	103	33	14	54	160	1.42	.272
Minor League Totals			63-46	4.03	185	164	3	1	1	951.0	932	471	426	110	41	298	800	1.29	.255

Austin Wynns

Robert Austin Wynns

CATCHER

BATS **RIGHT** THROWS **RIGHT** HEIGHT **6-2** WEIGHT **210** DOB **12/10/90** SERVICE TIME **1.016**

BORN: **Poway, CA** RESIDES: **Poway, CA**
 HIGH SCHOOL: **Poway High School (Poway, CA)**
 COLLEGE: **Fresno State (Fresno, CA)**
 ACQUIRED: **Selected by BAL in the 10th round of the 2013 draft**
 MLB DEBUT: **For BAL on 6/5/18 vs NYM (1-for-3)**

 **@AustinWynns**
 **@awynns12**



CAREER HIGHS

HITS

4, 6x, last: 8/6/19 vs Indianapolis

RBI

3, 9x, last: 6/6/19 @ Columbus

RUNS

4, 5/22/18 @ Charlotte

HOME RUNS

2, 8/17/17 @ Reading

STRIKEOUTS

4, 2x, last: 6/28/14 @ Hagerstown

WALKS

4, 2x, last: 4/26/19 @ Louisville

STOLEN BASES

1, 5x, last: 7/5/17 vs Hartford

HITTING STREAK

14 games, 2014

PERSONAL

- Selected by Baltimore in the 10th round of the 2013 draft.
- Attended Fresno State University, where he was named to the Mountain West Academic All-Conference Team during his senior season in 2013. Was a teammate of 2017 American League Rookie of the Year Aaron Judge at Fresno State.
- Was named to the WAC All-Tournament Team and was Academic All-WAC in 2012.
- Graduated from Poway High School, where his team won the California Interscholastic Federation Championship in both 2008 and 2009.

2019

- Split the year between Baltimore (28 games), Norfolk (62 games) and Bowie (four games).
- Had three stints with the Orioles, batting .214 with a home run and five RBI.
- Homered on 9/19 vs. Toronto, nearly a year since his last MLB home run (9/21/18).
- Opened the year with Bowie after suffering a left oblique strain to end spring training.
- Joined Norfolk on 4/17. Hit .264 with three home runs and 25 RBI with the Tides.
- Batted .309 (30-97) with a home run and 13 RBI in 31 games at Harbor Park.
- Hit .348 (23-66) with a .423 OBP over 20 games with Norfolk in August.
- Threw out 34.7% (17-49) of basestealers with Norfolk and 17.6% (3-17) with Baltimore.
- Batted .377 (23-61) with a .424 OBP against International League left-handers.
- Matched his career-high with four hits, 8/6 vs. Indianapolis.
- Tied a career-best by drawing four walks on 4/26 at Louisville. The four walks were the most recorded by any Norfolk player in a game in 2019.
- Hit safely in each of his final eight games with Norfolk, batting .367 (11-30). Hit safely in 18 of his final 23 games with the Tides, batting .354 with 10 RBI and a .418 OBP.

2018

- Split the year between Norfolk and Baltimore. Batted .230 with four home runs and 16 RBI in 41 games with the Tides and .255 with four homers and 11 RBI in 42 games with the O's.
- Opened the year with Norfolk and hit .400 (18-45) against left-handed pitching.
- Hit a walk-off single in the 10th inning in a 6-5 win over Louisville, 5/3.
- Tied a career-best with four hits and set a career-high with four runs, 5/22 at Charlotte.
- Made his MLB debut on 6/5 at the New York Mets, singling in his first at-bat. Cameras caught his mother, Laura, blow him a kiss from the stands after he registered his first hit.
- Belted his first big league homer on 6/7 at Toronto (solo HR off of Tyler Clippard).
- Hit safely in eight straight games with Baltimore from 7/27 - 8/17.
- Threw out 31.8% of attempted basestealers with the Orioles (7-22).
- Batted .274 with three home runs and 10 RBI with Baltimore after the All-Star break.
- Rated as Best Defensive Catcher in O's system by Baseball America following the season.

2017

- Spent the year with Double-A Bowie, hitting .281 with 10 homers and 46 RBI in 105 games.
- Ranked 5th in the Eastern League with a .377 on-base percentage.
- Led Eastern League catchers with a .998 fielding pct, (2 errors in 805 TC). Also led EL catchers in chances (805) and putouts (740) and was 3rd in caught stealing pct. (38.2%).
- Opened the year with a 12-game hitting streak, over which he hit .442 (19-43).
- Registered first career triple (7/2 at Akron) and multi-homer game (8/17 at Reading).
- His 52 walks ranked second on the Baysox behind DJ Stewart's 65.
- His average never dropped below .276 for the season (low mark of .276 came on 6/20).
- Batted .200 with two RBI in 18 games for Toros del Este in the Dominican Winter League.
- Rated as the Best Defensive Catcher in the Orioles system by Baseball America.
- Had his contract selected by Baltimore on 11/20.

2016

- Split the year between Frederick (51 games), Bowie (21 games) & Norfolk (8 games).
- With Frederick, batted .303 with five home runs, 20 RBI and a .351 OBP in 51 games.
- Posted a .997 fielding % with the Keys (1 E, 306 TC) and threw out 40.4% of runners (19-47).
- Hit .377 (23-61) with a .424 OBP against Carolina League left-handed pitching.
- Put together a 13-game hitting streak from 8/12-27, over which he hit .420 (21-51).
- Batted .247 with seven doubles and 10 RBI in 21 games for Double-A Bowie.
- Matched career-high with four hits, 6/19 at Erie (w/ Bowie) & 8/26 at Salem (w/ Frederick).
- Threw out 57.1% of attempted basestealers with the Baysox (8-14).
- Appeared in eight games with Norfolk, hitting .278 with one home run and four RBI.
- Between Frederick, Bowie & Norfolk, threw out 45.3% of attempted basestealers (29-64).
- Appeared in 12 games for Peoria in the Arizona Fall League, batting .300.
- Rated by Baseball America as the Best Defensive Catcher in the O's system.

2015

- Spent most of year with Frederick, hitting .274 with three homers and 28 RBI in 74 games.
- Batted .364 (24-66) with a .411 on-base percentage against left-handed pitching.

2014

- Spent most of the year with Delmarva, batting .252 with 16 doubles and 33 RBI in 85 games.
- Threw out 36.7% (29-79) of attempted basestealers.
- Had a career-high 14-game hitting streak (6/29-7/21) and a 12-game streak (4/30-5/16).

2013

- Was a Midseason New York-Penn League All-Star with Class-A Aberdeen.
- Led NYPL catchers with a .995 fielding percentage (two errors in 371 total chances).
- Ranked 8th in NYPL by throwing out 20.7% of attempted basestealers (17 of 82).

YR	TEAM	ORG	AVG	G	AB	R	H	2B	3B	HR	RBI	BB	SO	SB	CS	OBP	SLG	OPS
2013	Aberdeen IronBirds (A)	BAL	.235	54	187	11	44	7	0	0	21	13	33	1	1	.284	.273	.557
2014	Delmarva Shorebirds (A)	BAL	.252	85	313	24	79	16	0	1	33	22	52	0	2	.306	.313	.619
	Frederick Keys (A)	BAL	.214	5	14	3	3	1	0	0	4	3	0	0	0	.333	.286	.619
2015	Bowie Baysox (AA)	BAL	.375	4	16	1	6	2	0	0	3	0	4	0	0	.375	.500	.875
	Frederick Keys (A)	BAL	.274	74	230	21	63	16	0	3	28	26	39	2	1	.347	.383	.730
2016	Bowie Baysox (AA)	BAL	.247	21	73	11	18	7	0	0	10	7	12	1	0	.309	.342	.651
	Norfolk Tides (AAA)	BAL	.278	8	18	3	5	1	0	1	4	0	2	0	0	.278	.500	.778
	Frederick Keys (A)	BAL	.303	51	188	23	57	10	0	5	20	13	32	0	0	.351	.436	.787
2017	Bowie Baysox (AA)	BAL	.281	105	370	54	104	19	1	10	46	52	64	1	0	.377	.419	.796
2018	BALTIMORE ORIOLES (AL)	BAL	.255	42	110	16	28	2	0	4	11	5	25	0	0	.287	.382	.669
	Norfolk Tides (AAA)	BAL	.230	41	139	19	32	4	0	4	16	11	38	0	0	.288	.345	.633
2019	BALTIMORE ORIOLES (AL)	BAL	.214	28	70	8	15	1	0	1	5	3	14	0	0	.247	.271	.518
	Bowie Baysox (AA)	BAL	.294	4	17	2	5	2	0	0	4	3	4	0	0	.400	.412	.812
	Norfolk Tides (AAA)	BAL	.264	62	197	26	52	5	0	3	25	25	35	0	0	.351	.335	.686
Major League Totals			.239	70	180	24	43	3	0	5	16	8	39	0	0	.271	.339	.610
Minor League Totals			.266	514	1762	198	468	90	1	27	214	175	315	5	4	.335	.364	.699

Rob Zastryzny

Robert John Zastryzny (za-striz-knee)

LEFT-HANDED PITCHER

BATS **RIGHT** THROWS **LEFT** HEIGHT **6-3** WEIGHT **205** DOB **3/26/92** SERVICE TIME **0.100**

BORN: **Edmonton, AB**

RESIDES: **Scottsdale, AZ**

HIGH SCHOOL: **Calallen High School (Corpus Christi, TX)**

COLLEGE: **Missouri (Columbia, MO)**

ACQUIRED: **Signed as a free agent after 2019 season**

MLB DEBUT: **For CHC on 8/19/16 vs COL (1.0 IP, 2 H, 0 R, 1 BB, 1 K)**



@RobZastryzny_8



@robzastryzny



CAREER HIGHS

STRIKEOUTS	INNINGS	WALKS	HOME RUNS ALLOWED
10, 2x, last: 5/4/19 @ New Orleans	7.2, 5/19/16 vs Biloxi	5, 3x, last: 8/3/19 @ Las Vegas	3, 4/28/14 @ Lakeland
RUNS ALLOWED	EARNED RUNS ALLOWED	HITS ALLOWED	PITCHES IN A GAME
9, 8/14/15 @ Chattanooga	8, 3x, last: 8/3/19 @ Las Vegas	12, 6/27/19 vs New Orleans	111, 6/26/16 @ Oklahoma City

PERSONAL

- ◆ Signed by Baltimore as a minor league free agent on 11/18/19.
- ◆ Selected by the Chicago Cubs in the 2nd round (41st overall pick) of the 2013 draft.
- ◆ Attended the University of Missouri, where he finished his career ranked 8th on the Tigers program list with 228 career strikeouts.
- ◆ Went 26-4 with a 0.71 ERA and 299 strikeouts during his Calallen High School (TX) career, including a 17-1 record with a 0.20 ERA and 198 strikeouts during his senior year. Helped Calallen to a state championship in 2008 and a state runner-up in 2010. Was a teammate of former Tides RHP Logan Verrett during the 2008 season.
- ◆ Born in Edmonton and holds dual-citizenship between Canada and the United States.
- ◆ His name is last alphabetically among pitchers to ever start a game for the Chicago Cubs.

2019

- ◆ Attended spring training with the Cubs before being released on 3/24. Signed with the Dodgers as a free agent on 3/26.
- ◆ Spent the majority of the season at Triple-A Oklahoma City, where he went 3-6 with a 6.49 ERA in 20 games (16 starts). Also made three starts at Double-A Tulsa, posting a 0.96 ERA.
- ◆ Matched his career-high with 10 strikeouts, 5/4 at New Orleans.
- ◆ Allowed three earned runs or less in 13 of his 20 appearances with Oklahoma City.
- ◆ Had three stints on the Inactive List (6/5-6/16, 6/28-7/6, 8/21-8/31).
- ◆ Earned a win in back-to-back outings vs. Omaha, 5/20 and 5/26.
- ◆ Made three starts with Tulsa in July, limiting Texas League batters to a .176 average.
- ◆ Pitched for Team Canada in the WBSC Premier12 in November.

2018

- ◆ Spent the majority of the season at Triple-A Iowa, going 3-2 with a 3.86 ERA over 33 games (one start). Also posted a 4.76 ERA over six relief appearances with Chicago.
- ◆ Ranked third on the I-Cubs with 33 appearances.
- ◆ Did not allow an earned run in 22 of his 33 outings (67%) with Iowa.
- ◆ Limited Pacific Coast League right-handers to a .215 average (32-149).
- ◆ Made first appearance with Chicago-NL on 5/8, pitching 2.0 shutout innings vs Miami.
- ◆ Posted a 2.70 ERA over four relief appearances for Chicago in June, a stretch that included his second Major League victory (6/19 vs. the Los Angeles Dodgers).
- ◆ Ended August with a 2.40 ERA, the second-best among Iowa pitchers (minimum 10.0 IP).
- ◆ Made his lone start of the season on 8/22 at Colorado Springs, allowing two hits and a walk while striking out five over 3.0 shutout innings of work.
- ◆ Spent time on the Disabled List (6/24 - 7/5) with a lower back strain.

2017

- ◆ Spent most of the season with Triple-A Iowa, going 2-3 with a 5.94 ERA in 14 games (seven starts). Appeared in four games with the Cubs, allowing 12 runs in 13.0 innings.
- ◆ Pitched a Major League career-high 4.0 innings in two games, on 5/6 vs the Yankees (allowed three runs) and on 9/9 vs Milwaukee (allowed five earned runs on six hits).
- ◆ Allowed two runs or more in each of his four outings with the Cubs on the season.
- ◆ Spent 5/16-7/25 on the disabled list with a back injury. Made three rehab starts with the Arizona League Cubs (R), allowing one earned run over 8.2 innings in three starts.
- ◆ Had best start at Triple-A on 7/25 at El Paso, allowing one run on three hits in 6.0 innings.

2016

- ◆ Split season between Double-A Tennessee, Triple-A Iowa and Chicago. Posted a 1.13 ERA in eight games (one start) with the Cubs.
- ◆ Made MLB debut on 8/19 at Colorado, striking out the first batter he faced (Charlie Blackmon). Worked a scoreless inning in that contest (1.0 IP, 2 H, 1 BB, 1 K). Became the first Cubs pitcher drafted under Theo Epstein to make the Major Leagues.
- ◆ Credited with first MLB win on 8/29 vs Pittsburgh, allowing one run in 1.0 innings.
- ◆ Made first MLB start, 9/29 at Pittsburgh. Allowed one unearned run and two hits over 3.2 innings while striking out four Pirates.
- ◆ Posted a 3-0 record with a 2.25 ERA in final four outings with Triple-A Iowa before being promoted to Chicago.
- ◆ Named Pacific Coast League Pitcher of the Week for the week of 8/1 - 8/7 after going 2-0 with zero earned runs allowed over a two-start stretch (11.0 IP).

2015

- ◆ Went 2-5 with a 5.98 ERA in 15 starts, 14 of which came with Double-A Tennessee.
- ◆ Had three stints on the Disabled List due to a left ankle injury.

2014

- ◆ Went 4-6 with a 4.66 ERA over 23 starts with Class-A Daytona.
- ◆ Registered a season-high nine strikeouts twice: 7/9 at Clearwater and 8/26 at Dunedin.
- ◆ Ranked 6th in the Florida State League with 110 strikeouts. Also tied for 16th in the FSL with 23 starts.

2013

- ◆ In his first pro action, went 1-0 with a 2.25 ERA over 11 games (seven starts) between Class-A Boise and Class-A Kane County.
- ◆ Registered 22 strikeouts and eight walks over 24.0 innings of work.

YR	TEAM	ORG	W-L	ERA	G	GS	CG	SHO	SV	IP	H	R	ER	HR	HB	BB	SO	WHIP	AVG
2013	Kane County Cougars (A)	CHC	1-0	0.93	3	0	0	0	0	9.2	9	1	1	0	0	4	6	1.34	.257
	Boise Hawks (A)	CHC	0-0	3.14	8	7	0	0	0	14.1	15	5	5	0	2	4	16	1.33	.268
2014	Daytona Cubs (A)	CHC	4-6	4.66	23	23	0	0	0	110.0	121	58	57	10	7	33	110	1.40	.279
	Tennessee Smokies (AA)	CHC	2-5	6.23	14	14	0	0	0	60.2	77	47	42	9	0	28	48	1.73	.310
2015	AZL Cubs (R)	CHC	0-0	2.25	1	1	0	0	0	4.0	3	1	1	0	0	2	4	1.25	.200
	CHICAGO CUBS (NL)	CHC	1-0	1.13	8	1	0	0	0	16.0	12	3	2	0	1	5	17	1.06	.207
2016	Tennessee Smokies (AA)	CHC	3-2	4.28	9	9	0	0	0	54.2	50	29	26	6	1	20	42	1.28	.245
	Iowa Cubs (AAA)	CHC	7-3	4.33	15	14	0	0	0	81.0	67	42	39	7	2	31	77	1.21	.229
	CHICAGO CUBS (NL)	CHC	0-0	8.31	4	0	0	0	0	13.0	19	13	12	2	1	7	11	2.00	.352
2017	Iowa Cubs (AAA)	CHC	2-3	5.94	14	7	0	0	1	47.0	50	32	31	7	0	14	40	1.36	.270
	AZL Cubs (R)	CHC	0-1	1.04	3	3	0	0	0	8.2	9	6	1	0	0	1	4	1.15	.243
	CHICAGO CUBS (NL)	CHC	1-0	4.76	6	0	0	0	0	5.2	6	3	3	0	1	4	3	1.76	.286
2018	Iowa Cubs (AAA)	CHC	3-2	3.86	33	1	0	0	0	56.0	47	28	24	5	1	28	50	1.34	.226
	Tulsa Drillers (AA)	LAD	1-2	0.96	3	3	0	0	0	18.2	12	7	2	0	0	8	20	1.07	.176
2019	Oklahoma City Dodgers (AAA)	LAD	3-6	6.49	20	16	0	0	0	94.1	126	75	68	17	2	31	84	1.66	.326
	Major League Totals		2-0	4.41	18	1	0	0	0	34.2	37	19	17	2	3	16	31	1.53	.278
Minor League Totals			26-30	4.78	146	98	0	0	1	559.0	586	331	297	61	15	204	501	1.41	.270

Bruce Zimmermann

Bruce Anthony Zimmermann

LEFT-HANDED PITCHER

BATS **LEFT** THROWS **LEFT** HEIGHT **6-2** WEIGHT **215** DOB **2/9/95** SERVICE TIME **0.000**

BORN: **Baltimore, MD**

RESIDES: **Woodstock, MD**

HIGH SCHOOL: **Loyola Blakefield High School (Towson, MD)**

COLLEGE: **Mount Olive College (Mount Olive, NC)**

ACQUIRED: **Trade by ATL (with 3 others) to BAL for RHPs Kevin Gausman & Darren O'Day, 7/31/18**


MLB DEBUT:



@Invader_Z



@brucezimmermann



CAREER HIGHS

STRIKEOUTS	INNINGS	WALKS	HOME RUNS ALLOWED
11, 3x, last: 5/10/19 vs Richmond	9.0, 6/18/19 @ Hartford	4, 5x, last: 6/23/19 @ Harrisburg	2, 4x, last: 5/29/19 vs Akron
RUNS ALLOWED	EARNED RUNS ALLOWED	HITS ALLOWED	PITCHES IN A GAME
9, 4/12/18 @ Greenville	7, 2x, last: 6/8/18 vs Kannapolis	10, 2x, last: 7/28/19 @ Lehigh Valley	103, 7/10/18 @ Birmingham

PERSONAL

- ◆ Acquired by Baltimore from Atlanta, along with RHP Evan Phillips, C Brett Cumberland and IF Jean Carlos Encarnacion, in exchange for RHPs Darren O'Day and Kevin Gausman, 7/31/18.
- ◆ Originally selected by Atlanta in the 5th round of the 2017 draft.
- ◆ Attended Division II Mount Olive College (NC), where he went 9-2 with a 3.18 ERA and 129 strikeouts in 99.0 IP during his senior season with the Trojans. Was named Third-Team Academic All-American by CoSIDA during his senior year, a season in which he paced his conference in strikeouts while leading the Trojans to a #1 national ranking. The 129 strikeouts tied the school's single-season record, originally set by former big league RHP Carter Capps.
- ◆ Would be just the third Mount Olive product to appear in a Major League game after LHP Steve Mintz (17 G from 1995-1999) and RHP Carter Capps (129 G from 2012-17).
- ◆ Spent his freshman and sophomore years in college playing at Towson University (MD). Towson produced Hall of Famer and current O's broadcaster Jim Palmer.
- ◆ Attended Loyola Blakefield High School (MD), where was selected to play in the Brooks Robinson All-Star Game at Camden Yards. Also played football in high school. Notable alumni of Loyola Blakefield include author Tom Clancy, NFL Network analyst Jason La Canfora and Emmy-winning Olympic sports caster Jim McKay.

2018

- ◆ Split the year between Class-A Rome, Double-A Mississippi and Double-A Bowie, going 11-7 with a 3.21 ERA in 25 starts between the three clubs.
- ◆ Opened the year with Rome, going 7-3 with a 2.76 ERA in 14 starts.
- ◆ Named a Southern League Midseason All-Star.
- ◆ Limited South Atlantic League batters to a .233 average, with left-handers hitting just .200.
- ◆ Allowed three earned runs or less in 12 of his 14 starts with Rome, including six starts in which he did not allow an earned run.
- ◆ Set a career-high with 11 strikeouts on two occasions: 5/1 vs. Lakewood and 5/27 at Augusta. Also had a 10-strikeout performance on 5/11 at Augusta.
- ◆ Named the South Atlantic League Pitcher of the Week, 5/20.
- ◆ Went 4-1 with a 1.72 ERA, 53 strikeouts and just 12 walks in 36.2 IP over six starts in May.
- ◆ Promoted to Mississippi on 6/29 and registered a 10-strikeout effort in his Double-A debut that night at Pensacola.
- ◆ Went 2-1 with a 3.14 ERA in six starts with the M-Braves, limiting SL batters to a .243 avg.
- ◆ Joined Bowie on 8/12 after trade with Atlanta, going 2-3 with a 5.06 ERA in five starts.
- ◆ Posted a 1.80 ERA (3 ER, 15.0 IP) over his first three outings with the Baysox.

2017

- ◆ Spent the year with rookie-level Danville, going 0-1 with a 3.09 ERA in 11 starts.
- ◆ Limited to 3.0 innings or less in each of his 11 starts. Registered 28 strikeouts and 21 hits allowed over 23.1 innings.
- ◆ Did not allow a home run in 97 batters faced.

RANKING ON ORIOLES TOP PROSPECT LISTS ENTERING 2020

#29 - MLB.com


2019

- ◆ Split the year between Norfolk and Double-A Bowie, going 7-6 with a 3.21 ERA and 134 strikeouts over 25 games (24 starts) between the two levels.
- ◆ Ranked among Orioles minor league pitchers in complete games (T-1st, 2), shutouts (T-1st, 2), starts (T-2nd, 24), innings pitched (2nd, 140.0) and strikeouts (3rd, 134).
- ◆ Opened the year with Bowie, where he went 5-3 with a 2.58 ERA in 18 games (17 starts).
- ◆ Tossed a complete-game, nine-inning shutout for Bowie on 6/18 vs. Hartford, the first time in his career he'd worked 9.0 innings in a game. Also fired a 7.0-inning shutout on 7/22 at Richmond in his final start of the season for Bowie.
- ◆ Allowed two earned runs or less in 14 of his 18 appearances with Bowie. His ERA with the Baysox never climbed above 3.08.
- ◆ Posted a 1.57 ERA and a 0.91 WHIP in his four April starts with the Baysox.
- ◆ Held Eastern League left-handers to a .188 average (24-128), registering 19 more strikeouts (43) than hits allowed (24) while recording 43 strikeouts.
- ◆ His 2.58 ERA with Bowie ranked third in the Eastern League and was 10th in all of Double-A when he was promoted to Norfolk on 7/26.
- ◆ Made seven starts with the Tides, going 2-3 with a 4.89 ERA.
- ◆ Earned his first Triple-A victory on 8/20 vs. Gwinnett after allowing one run on five hits while striking out five over 7.0 innings of work.




BRUCE ZIMMERMANN registered 134 strikeouts between Norfolk and Double-A Bowie in 2019, the third-most among Orioles minor leaguers. (Les Treagus/Norfolk Tides)

YR	TEAM	ORG	W-L	ERA	G	GS	CG	SHO	SV	IP	H	R	ER	HR	HB	BB	SO	WHIP	AVG
2017	Danville Braves (R)	ATL	0-1	3.09	11	11	0	0	0	23.1	21	8	8	0	0	9	28	1.29	.244
2018	Mississippi Braves (AA)	ATL	2-1	3.14	6	6	0	0	0	28.2	25	11	10	3	0	19	26	1.53	.243
	Bowie Baysox (AA)	BAL	2-3	5.06	5	5	1	0	0	21.1	25	17	12	2	2	7	16	1.50	.287
	Rome Braves (A)	ATL	7-3	2.76	14	14	0	0	0	84.2	74	31	26	5	4	18	99	1.09	.233
2019	Bowie Baysox (AA)	BAL	5-3	2.58	18	17	2	2	0	101.1	88	34	29	9	2	34	101	1.20	.227
	Norfolk Tides (AAA)	BAL	2-3	4.89	7	7	0	0	0	38.2	44	22	21	3	1	18	33	1.60	.291
Minor League Totals			18-14	3.20	61	60	3	2	0	298.0	277	123	106	22	9	105	303	1.28	.245



LUIS ROBERT



INTERNATIONAL LEAGUE



INTERNATIONAL LEAGUE

55 South High St., Suite 202, Dublin, OH 43017

Phone: (614) 791-9300 | Fax: (614) 791-9009

www.ILBaseball.com

President Randy Mobley
 Vice President Ken Young
 Assistant to the President Chris Sprague
 Corporate Secretary Max Schumacher
 Office Manager Gretchen Addison



Randy Mobley

Randy Mobley has served as President of the International League since earning the title at the Winter Meetings in December of 1990.

He started work in baseball as a part-time intern with the Columbus Clippers in 1980 in exchange for graduate school credit. After completing his schoolwork, Mobley moved into a full-time intern position with the Clippers before being hired as an Administrative Assistant in September, 1981.

Mobley moved on to become the Assistant Director of Advertising and Stadium Operations in November of that same year and remained in that position until November of 1982. He held two other positions with the Clippers (Director of Public Relations and Director of Group Sales) before leaving the club in November, 1985.

On November 1, 1985, Mobley was hired to fill the newly created position of Administrator of the International Baseball League and stayed at that post until being elected President of the American Association and Commissioner of the Triple-A Alliance.

A year later, he was elected as President of the International League. He retained his duties with the American Association and the Triple-A Alliance.

After the Triple-A Alliance dissolved in November, 1991, Mobley continued in his role as President of the International League of Professional Baseball Clubs.

During his post as President, Mobley has taken on many other duties including Chairman of Minor League Baseball Council of League Presidents (since 1992), Co-Chairman of the National Association of Professional Baseball Leagues/Major League Baseball Rules and Policy Review Committee. He is the first person to be given the Warren Giles Award (presented annually to a league president by Minor League Baseball). He was also the 2002 recipient of the *Baseball America* Minor League Executive of the Year Award.

INTERNATIONAL LEAGUE UMPIRES

CREW #	UMPIRE	AGE	RESIDES	YEAR IN TRIPLE-A
1	Brennan Miller (CC)	28	Woodbridge, VA	4th
1	Erich Bacchus	29	Germantown, MD	3rd
1	John Mang	32	Youngstown, OH	2nd
2	Alex Tosi (CC)	32	Imperial, MO	5th
2	Ryan Wills	32	Williamsburg, VA	4th
2	Justin Robinson	37	St. Louis, MO	1st
3	John Bacon (CC)	36	Sherrodsville, OH	5th
3	Mike Wiseman	32	White Lake, MI	4th
3	Chris Marco	29	Waterdown, Canada	1st
4	Jeremy Riggs (CC)	34	Portsmouth, VA	5th
4	Travis Godec	31	Roanoke, VA	3rd
4	Jose Navas	38	Barquisimeto, Venezuela	1st
4	Cody Clark	26	Myrtle Beach, SC	1st
5	Adam Beck (CC)	31	Winter Springs, FL	4th
5	Randy Rosenberg	31	Alexandria, VA	2nd
5	Rich Grassa	30	Lindhurst, NY	2nd
5	Ben Sonntag	28	Vero Beach, FL	1st
6	Shane Livensparger (CC)	36	Jacksonville, FL	6th
6	Charlie Ramos	32	Grand Rapids, MI	4th
6	Mike Savakinas	30	Fairborn, OH	1st
6	Derek Thomas	29	Cape Coral, FL	1st
7	Dan Merzel (CC)	32	Durham, NC	5th
7	Richard Riley	38	Alexandria, VA	3rd
7	Taka Matsuda	31	Hamilton, Canada	1st
ROVER	Ryan Additon	34	Davie, FL	5th
ROVER	Sean Barber	34	Lakeland, FL	9th
ROVER	Jeremie Rehak	32	Mars, PA	5th

PRESIDENTS OF THE INTERNATIONAL LEAGUE

1884	Henry Diddlebock	1918	John H. Farrell
1885	W.S. Arnold	1919	David L. Fultz
1886	F.R. Winne	1920 - 1928	John C. Toole
1887	Frank T. Gilbert	1929 - 1936	Charles H. Knappe
1888	E. Strachen Cox	1936	Warren Giles
1889	Riley V. Miller	1937 - 1960	Frank J. Shaughnessy
1890 - 1892	Charles D. White	1961 - 1965	Thomas Richardson
1893 - 1905	Patrick Powers	1966 - 1976	George H. Sisler, Jr.
1906	Harry L. Taylor	1977	Roy Jackson
1907 - 1910	Patrick Powers	1977 - 1990	Harold M. Cooper
1911 - 1917	Ed Borrow	1991 - Present	Randy A. Mobley

CREW ASSIGNMENTS FOR TIDES HOME GAMES

(subject to change)

April 9-15	Crew 6
April 27-May 3	Crew 4
May 11-17	Crew 1
May 26-31	Crew 7
June 9-11	Crew 3
June 12-14	Crew 2
June 23-28	Crew 2
July 2-3	Crew 4
July 7-9	Crew 4
July 16-19	Crew 6
July 28-August 2	Crew 5
August 10-16	Crew 4
August 25-30	Crew 5
September 5-7	Crew 1

INTERNATIONAL LEAGUE HALL OF FAME

Created by the International League Baseball Writers' Association, the International League Hall of Fame originated on June 12, 1947 when nine former players, managers and League officials were formally inducted into the Hall's first class. The induction included the unveiling of the International League Hall of Fame plaque at the League's New York City offices located in the Ruppert Building at 535 Fifth Avenue.

From 1948 until 1960, a class of three individuals was inducted into the HOF every year. In 1961, '62 and '63, a class of one was inducted annually. For unknown reasons, no inductions were made between 1964 and 2006, and the roster of inductees remained at 51. Speculation is that with the demise of the League's Writers' Association, the selection process went dormant.

With the passing of the only three-time International League Most Valuable Player (1953, '55, '58), two-time Triple Crown Winner (1955, '58) and IL Hall of Famer Glenn "Rocky" Nelson (class of '60) in October, 2006, no living Hall of Fame members remained.

In July, 2007, League Directors unanimously passed legislation during the League's All-Star Game meeting in Albuquerque, NM, to re-establish the Hall of Fame. Former League Presidents Harold Cooper and George Sisler, Jr. were inducted in 2007, while 27 additional inductees were chosen by the Anniversary Committee and enshrined in January, 2008.

A total of 14 inductees were enshrined in 2009, while seven inductees were announced in 2010. Starting with 2011, up to three inductees have been nominated by fans, media and executives. Those nominated are then elected by eligible voters.



International League President Randy Mobley presents longtime Tides General Manager Dave Rosenfield with his IL Hall of Fame Award prior to a game at Harbor Park on July 30, 2008.

PLAYER	YEAR INDUCTED	CLUB(S)	PLAYER	YEAR INDUCTED	CLUB(S)	PLAYER	YEAR INDUCTED	CLUB(S)
Aaron, Tommy	2008	ATL, RMD	Howley, Dan	1950	MON, TOR	Ripple, Jimmy	1948	MON, ROC, TOR
Alexander, Dale	2008	TOR, NEW	Hutchinson, Fred	1954	BUF	Robinson, Jackie	1947	MON
Altobelli, Joe	2008	COL, TOR, MON, SYR, ROC	Jacobsen, Merwin	1955	ROC, TOR, BAL, JC, NEW	Rosenfield, Dave	2008	NOR
Alston, Walter	2010	MON	Jethroe, Sam	2019	MON, TOR	Rudolph, Dick	1958	TOR
Arlett, Russell "Buzz"	2009	BAL, SYR	Jones, Mark	2013	TOR, SYR	Ryba, Mike	2010	ROC
Balboni, Steve	2011	COL	Keller, Charlie	1947	NEW	Sankey, Ben	1947	MON, SYR, BUF
Barrett, Charles "Red"	2009	SYR, BUF, TOR	Kelly, Bill	1954	BUF, NEW, ROC, SPR	Sauer, Hank	2008	SYR
Baylor, Don	2010	ROC	Kisinger, Charles "Rube"	2009	TOR, BUF, JC	Schoendienst, Red	2009	ROC
Bentley, Jack	1958	BAL, NEW, ROC	Knight, Joe	2009	10 IL Clubs	Schnacke, Ken	2018	COL
Berly, Jack	1955	ROC, BAL, TOR	Labruzzo, Don	2015	BUF, SYR, ROC	Schumacher, Max	2017	IND
Betzel, Christian "Bruno"	1957	MON, JC, SYR, TOR	Lanigan, Ernest	1947	International League	Schwechheimer, Lou	2019	PAW
Boggs, Wade	2011	PAW	Lasorda, Tommy	2008	MON	Seeds, Bob	2010	ROC
Boley, Joe	1954	BAL	Maisel, Frederick "Fritz"	1959	BAL	Selkirk, George	1959	ROC, JC, NEW, TOR
Bombard, Marc	2015	SWB, CHA	Mamaux, Al	1951	REA, NEW, ALB	Shaughnessy, Frank	1947	SYR, PRO, REA, MON
Boone, Ike	1957	NEW, JC, TOR	Manley, William	1953	International League	Short, Bill	2009	RMD, ROC, COL
Brant, Marshall	2015	TID, COL	Manto, Jeff	2014	BUF, SYR, PAW, NOR, SWB, RICH	Silver, Morrie	2008	ROC
Brown, Joe	1962	REA, NEW, SYR, ROC, JC, BUF, TOR	McCarthy, Joe	1956	BUF	Simone, Anthony "Tex"	2008	SYR
Buford, Don	2008	IND	McGowan, Fred	1947	NEW, BAL, BUF	Sisler Jr., George	2007	ROC, COL, Int. League
Carnegie, Ollie	1947	BUF	McMillon, Billy	2019	CHA, SWB, TOL, COL	Smythe, William "Harry"	1959	BAL, MON
Carswell, Frank	2010	BUF	Mele, Albert "Dutch"	2009	BAL, SYR, JC	Southworth, Billy	1947	ROC, TOR
Cazen, Walter	2009	BAL, SYR, ROC	Merkle, Fred	1953	ROC, REA	Stallings, George	1959	TOR, TOL, BUF, NEW, ROC, MON
Collins, James "Rip"	1951	ROC	Merrill, Carl "Stump"	2009	COL	Stevens, Ed	2009	MON, TOR, ROC
Cook, Gene	2008	TOL	Meyer, Bill	1949	NEW	Tamburro, Mike	2012	PAW
Cooper, Harold	2007	COL, Int. League	Miley, Dave	2014	IND, LOU, COL, SWB	Thomas, Alphonse	1948	BUF, BAL
Cox, Bobby	2019	RIC, SYR	Mondor, Ben	2008	PAW	Tiefenauer, Bobby	2008	ROC, TOR, CHA, ATL, TOL
Crabtree, Estel	1953	ROC	Morgan, Joe	2008	CHA, ATL, JAX, COL, PAW	Toporcer, George	1949	SYR, ROC, JC, BUF
Demeter, Steve	2009	BUF, TOR, ROC, SYR, CHR	Montoyo, Charlie	2016	OTT, SWB, DUR	Tucker, Ollie	2008	BUF, SYR
Derry, Russ	2008	NEW, ROC	Moss, Howie	1960	JC, BAL, SPR	Triplett, Coaker	2010	BUF
Dunn, Jack	1950	TOR, PRO, BAL	Muelens, Hensley	2016	COL, OTT, IND	Verdi, Frank	2008	SYR, COL, ROC, TOL, TID
Easter, Luke	2008	OTT, BUF, ROC	Murray, Billy	1952	BUF, PRO, JC	Walker, Fred "Dixie"	1947	JC, TOR, NEW, ROC, TOR
Earnshaw, George	1956	BAL	Nelson, Glenn "Rocky"	1947	ROC, MON, TOR	Walker, Harry "The Hat"	2009	ROC, ATL, JAC
Eiland, Dave	2012	COL, CHA, DUR	Ogden, Jack	1951	NEW, ROC, BAL	Walsh, Jimmy	1958	BAL, AKR, NEW, JC, BUF, TOR
Ens, Jewel	1950	PRO, SYR	O'Neill, Steve	1957	REA, TOR, BUF	Weber, Jim	2014	TOL
Evers, Bill	2012	COL, DUR	Onslow, Ed	1948	PRO, TOR, ROC, BAL, NEW	Whitman, Hobart "Rabbit"	2008	NEW, PRO, REA, BUF, JC, MON, ALB
Gardner, Lee	2017	DUR, TOL	Parnham, James "Rube"	1963	BAL, REA, NEW	Wilson, Archie	2008	BUF, BAL, TOR
Garr, Ralph	2008	RMD	Parrish, Larry	2013	TOL	Wiltse, George	1952	JC, BUF, REA
Gilhooley Sr., Frank	2008	MON, BUF, REA, TOR, ROC, JC	Pennock, Herb	1961	PRO, BUF			
Grich, Bobby	2010	ROC	Petagine, Roberto	2009	NOR, IND, PAW			
Grove, Robert "Lefty"	2008	BAL	Porter, Dick	1956	BAL, NEW, SYR, TOR			
Hamlin, Luke	1955	TOR	Powers, Pat	1960	TRE, JC, ROC, BUF			
Hauser, Joe	2008	BAL	Puccinelli, George	2008	ROC, NEW, BAL			
Herrera, Frank "Pancho"	2008	SYR, MIA, BUF, COL	Quellich, George	2008	ROC, BAL, REA, NEW, ALB			
Hessman, Mike	2018	RMD, TOL, BUF, LOU	Rice, Jim	2008	PAW			
Holly, Ed	1949	ROC, MON, TOR, NEW	Richmond, Don	2013	TOR, BAL, ROC, SYR, MIA			
Hopper, Clay	2009	MON	Ripken, Cal Jr	2011	ROC			



BUFFALO BISONS



One James D. Griffin Plaza | Buffalo, NY 14203

Phone: (716) 846-2215

Twitter: @BuffaloBisons | www.bisons.com

Triple-A Affiliate of the Toronto Blue Jays (Since 2013)

TEAM INFORMATION

President Robert E. Rich, Jr.
 General Manager Anthony Sprague
 PR Contact Brad Bisbing (BBisbing@bisons.com)
 PR Phone Number (716) 846-2019
 Radio Broadcasters Pat Malcaro, Duke McGuire
 Flagship Station ESPN 1520 AM
 2019 Record 71-69 (3rd, IL North)
 2019 Attendance 518,741 (7,981 per game)
 Beat Writer Buffalo News
 Governors' Cup Titles 6 (1933, 1936, 1957, 1961, 1998, 2004)

SERIES NOTES

Buffalo leads all-time series, 107-76

Longest Tides winning streak 4 (August 13, 2014 - April 28, 2015)
 Longest Bisons winning streak 7 (June 16, 1998 - June 12, 1999)
 Last Tides 4-game sweep in Norfolk Never
 Last Tides 4-game sweep in Buffalo Never
 Last Bisons 4-game sweep in Norfolk June 16 - June 19, 2003
 Last Bisons 4-game sweep in Buffalo June 21 - June 23, 2019
 Best season series record vs. Buffalo 5-2, 2015
 Worst season series record vs. Buffalo 1-7, 2x, last: 2005



KEN HUCKABY

COACHING STAFF

Manager Ken Huckaby
 Pitching Coach Jeff Ware
 Hitting Coach Corey Hart
 Coaches Devon White, Jake McGuiggan, David Howell
 Athletic Trainer Bob Tarpey
 Strength & Conditioning Coach Aaron Spano

DID YOU KNOW?

Ken Huckaby played in eight games for the Baltimore Orioles during the 2004 campaign. In addition to playing with the Orioles, he also played for Arizona, Toronto, Texas and Boston.

BUFFALO AWARD WINNERS

Most Valuable Player

Frank McGowan (1936)
 Ollie Carnegie (1938)
 Freddie Hutchinson (1941)
 Archie Wilson (1951)
 Mike Baxes (1957)
 Frank Herrera (1959)
 Ted Savage (1961)
 Jhonny Peralta (2004)
 Matt Hague (2015)

Most Valuable Pitcher

None

Rookie of the Year

Walter Craddock (1957)
 Bob Wine (1960)

Manager of the Year

Joel Skinner (2000)
 Eric Wedge (2001)
 Marty Brown (2004)



SAHLEN FIELD

CAPACITY: 16,600 | YEAR OPENED: 1988 | DIMENSIONS: LF - 325, CF - 404, RF - 325

TORONTO BLUE JAYS TOP-10 PROSPECTS (MLB.COM)

PLAYER	POS	DOB	B-T	HGT	WGT	2019 NOTABLES
1. Nate Pearson	RHP	08/20/96	R-R	6-6	245	Posted the third best WHIP (0.89) in all of MiLB last season.
2. Jordan Groshans	SS/3B	11/10/99	R-R	6-3	205	Ended 2019 with a left foot injury playing for Lansing (A) in May.
3. Simeon Woods Richardson	RHP	09/27/00	R-R	6-3	210	Part of the Mets trade to Toronto (with Anthony Kay) for RHP Marcus Stroman.
4. Alek Manoah	RHP	01/09/98	R-R	6-6	260	Selected in the 2019 draft (first round, 11th overall) out of WVU.
5. Alejandro Kirk	C	11/06/98	R-R	5-9	220	Batted .288 with 25 doubles in 71 games with Dunedin (A).
6. Orelvis Martinez	SS	11/19/01	R-R	6-1	188	Signed by Toronto for \$3.5 million in 2018, the second-largest bonus in the class.
7. Gabriel Moreno	C	02/14/00	R-R	5-11	160	Totaled 12 home runs and 52 RBI in 82 games with Lansing (A).
8. Miguel Hiraldo	SS/2B	09/05/00	R-R	5-11	170	Slashed .300/.348/.481 with 37 RBI in 56 games with Bluefield (R).
9. Adam Kloffenstein	RHP	08/25/00	R-R	6-5	243	Teammate with fellow Blue Jays prospect Jordan Groshans at Magnolia HS (TX).
10. Anthony Kay	LHP	03/21/95	L-L	6-0	218	Part of the Marcus Stroman trade (with Simeon Woods Richardson).

vs. Buffalo as Orioles Affiliate (Buffalo leads 50-43)

2007	Tied, 4-4
2008	Norfolk, 4-3
2009	Buffalo, 4-3
2010	Buffalo, 6-2
2011	Buffalo, 6-2
2012	Norfolk, 5-3
2013	Tied, 4-4
2014	Buffalo, 5-3
2015	Norfolk, 5-2
2016	Norfolk, 4-2
2017	Tied, 3-3
2018	Tied, 3-3
2019	Buffalo, 5-1



CHARLOTTE KNIGHTS



324 South Mint Street | Charlotte, NC 28202

Phone: (704) 274-8300

Twitter: @KnightsBaseball | www.charlotteknights.com

Triple-A Affiliate of the Chicago White Sox (Since 1999)

TEAM INFORMATION

Owner Don Beaver
 General Manager Rob Egan
 PR Contact Tommy Viola (TommyV@charlotteknights.com)
 PR Phone Number (704) 274-8203
 Radio Broadcasters Matt Swierad, Mike Pacheco
 Flagship Station ESPN 730 AM
 2019 Record 75-64 (T-2nd, South)
 2019 Attendance 581,006 (8,544 per game)
 Beat Writer Charlotte Observer
 Governors' Cup Titles 2 (1993, 1999)

SERIES NOTES

Charlotte leads all-time series, 247-242

Longest Tides winning streak 6, 3x, last: (8/14/10 - 9/3/10)
 Longest Knights winning streak 8 (April 29, 2008 - June 24, 2008)
 Last Tides 4-game sweep in Norfolk August 15 - August 18, 2008
 Last Tides 4-game sweep in Charlotte Never
 Last Knights 4-game sweep in Norfolk May 9-12, 2016 (5 game sweep)
 Last Knights 4-game sweep in Charlotte August 22-25, 2014
 Best season series record vs. Charlotte 13-5, 1995
 Worst season series record vs. Charlotte 4-14, 1994



WES HELMS

COACHING STAFF

Manager.....Wes Helms
 Pitching Coach.....Matt Zaleski
 Hitting Coach.....Howie Clark
 Position Coach.....Mike Daniel
 Athletic Trainer.....Cory Barton
 Strength & Conditioning Coach.....Shawn Powell

DID YOU KNOW?

The Charlotte Knights were formerly an affiliate of the Orioles. From 1976 to 1987, the team was known as the Charlotte Orioles and featured O's greats Eddie Murray and Cal Ripken, Jr.

CHARLOTTE AWARD WINNERS

Most Valuable Player

Jim Thome (1993)

Most Valuable Pitcher

Jon Garland (2000)
 Heath Phillips (2006)
 Eric Johnson (2015)

Rookie Of The Year

Billy McMillon (1996)
 Aaron Miles (2003)
 Josh Fields (2006)

Manager Of The Year

Tom Spencer (1999)



TRUIST BALLPARK

CAPACITY: 10,200 | YEAR OPENED: 2014 | DIMENSIONS: LF - 330, CF - 400, RF - 315

CHICAGO WHITE SOX TOP-10 PROSPECTS (MLB.COM)

PLAYER	POS	DOB	B-T	HGT	WGT	2019 NOTABLES
1. Luis Robert	OF	08/03/97	R-R	6-3	185	Third overall prospect in MLB's Top 100 prospects.
2. Andrew Vaughn	1B	04/03/98	R-R	6-0	214	Highest draft pick in University of California history (third overall).
3. Michael Kopech	RHP	04/30/96	R-R	6-3	205	Did not play last season (recovering from Tommy John surgery).
4. Nick Madrigal	2B	03/05/97	R-R	5-7	165	Former teammate with Orioles top prospect Adley Rutschman at Oregon State.
5. Jonathan Stiever	RHP	05/12/97	R-R	6-2	205	Selected in the fifth round by the White Sox out of Indiana University.
6. Dane Dunning	RHP	12/20/94	R-R	6-4	200	Missed all of last season following Tommy John surgery in March.
7. Matthew Thompson	RHP	08/11/00	R-R	6-3	195	Threw a 95-mph pitch as a junior in high school (October 2017).
8. Micker Adolfo	OF	09/11/96	R-R	6-4	255	Limited to 36 games after an arthroscopic elbow surgery.
9. Luis Alexander Basabe	OF	08/26/96	S-R	6-0	160	Broke hamate bone in spring training, also recurring quadriceps injury.
10. Zach Collins	C/1B	02/06/95	L-R	6-3	220	Led NCAA Division I baseball with walks (78) in 2016 with Miami.

vs. Charlotte as Orioles Affiliate (Norfolk leads, 141-137)

2007	Norfolk, 10-6
2008	Charlotte, 12-8
2009	Norfolk, 13-9
2010	Norfolk, 14-7
2011	Charlotte, 13-8
2012	Charlotte, 11-10
2013	Norfolk, 11-10
2014	Charlotte, 11-10
2015	Charlotte, 12-10
2016	Charlotte, 12-10
2017	Tied, 11-11
2018	Norfolk, 14-9
2019	Charlotte, 14-12



DURHAM BULLS



409 Blackwell Street | Durham, NC 27701

Phone: (919) 687-6500

Twitter: @DurhamBulls | www.durhambulls.com

Triple-A Affiliate of the Tampa Bay Rays (Since 1998)

TEAM INFORMATION

President Jim Goodmon
 Vice President Mike Birling
 PR Contacts Austin McConnell (amcconnell@durhambulls.com)
 PR Phone Number (919) 687-6533
 Radio Broadcasters Patrick Kinas
 Flagship Station 96.5 FM and 99.3 FM
 2019 Record 75-64 (T-2nd, South)
 2019 Attendance 529,105 (7,668 per game)
 Beat Writers Bob Sutton, Burlington Times-News; Steve Wiseman, Durham Herald-Sun
 Governors' Cup Titles 6 (2002, 2003, 2009, 2013, 2017, 2018)

SERIES NOTES

Durham leads all-time series, 245-185

Longest Tides winning streak 8 (April 24, 2005 - June 9, 2005)
 Longest Bulls winning streak 8, 2x, last: May 3, 2007 - July 25, 2007
 Last Tides 4-game sweep in Norfolk September 2 - September 4, 2006
 Last Tides 4-game sweep in Durham July 6 - July 9, 2008
 Last Bulls 4-game sweep in Norfolk June 28 - July 1, 2018
 Last Bulls 4-game sweep in Durham August 22-26, 2012 (5-game series)
 Best season series record vs. Durham 11-5, 2005
 Worst season series record vs. Durham 4-12, 2x, last: 2002



BRADY WILLIAMS

COACHING STAFF

Manager.....Brady Williams
 Pitching Coach.....Richard Knapp
 Hitting Coach.....Kyle Wilson
 Position Coach.....Quinton McCracken
 Athletic Trainer.....Scott Thurston
 Strength & Conditioning Coach.....Bryan King

DID YOU KNOW?

Brady Williams is the son of former Major League manager Jimmy Williams, who was named American League Manager of the Year with Boston in 1999. Jimmy also played 62 games for the Tides in 1971.

DURHAM AWARD WINNERS

Most Valuable Player

Steve Cox (1999)
 Toby Hall (2001)
 Kevin Witt (2006)
 Dan Johnson (2010)
 Russ Canzler (2011)

Manager Of The Year

Charlie Montoyo (2010, 2013)

Most Valuable Pitcher

Jeremy Hellickson (2010)
 J.D. Martin (2013)

Rookie Of The Year

Aubrey Huff (2000)
 Carl Crawford (2002)



DURHAM BULLS ATHLETIC PARK

CAPACITY: 10,000 | YEAR OPENED: 1995 | DIMENSIONS: LF - 303, CF - 395, RF - 329

TAMPA BAY RAYS TOP-10 PROSPECTS (MLB.COM)

PLAYER	POS	DOB	B-T	HGT	WGT	2019 NOTABLES
1. Wander Franco	SS	03/01/01	S-R	5-10	189	Top MLB Prospect; batted .327 with Bowling Green (A) and Charlotte (A).
2. Brendan McKay	LHP/DH	12/18/95	L-L	6-2	212	Made Rays debut in June and earned a spot on the postseason roster.
3. Vidal Brujan	2B/SS	02/09/98	S-R	5-9	155	Finished tied for fourth in all of MiLB in steals with 48.
4. Xavier Edwards	2B/SS	08/09/99	S-R	5-10	175	Acquired by Tampa Bay from San Diego via trade (part of Tommy Pham trade).
5. Shane Baz	RHP	06/17/99	R-R	6-3	190	One of the youngest pitchers in the Arizona Fall League.
6. Brent Honeywell	RHP	03/31/95	R-R	6-2	195	Missed second straight season with a surgery to repair fracture in right elbow.
7. Shane McClanahan	LHP	04/28/97	L-L	6-1	200	Posted a 3.36 ERA in 24 games (22 starts) with an 11-6 record.
8. Joe Ryan	RHP	06/05/96	R-R	6-1	185	Led MiLB in WHP (0.84) and finished second in strikeouts (183).
9. Josh Lowe	OF	02/02/98	L-R	6-4	205	Set career highs in steals (30) and home runs (18) with Birmingham (AA).
10. Greg Jones	SS	03/07/98	S-R	6-2	175	Finished third with a .335 batting average in New York-Penn League.

vs. Durham as Orioles Affiliate (Durham leads, 161-125)

2007Durham, 10-6
2008Durham, 12-10
2009Durham, 14-6
2010Durham, 16-6
2011Durham, 12-10
2012Durham, 12-10
2013Tied, 11-11
2014Durham, 14-8
2015Norfolk, 13-9
2016Norfolk, 17-11
2017Durham, 14-11
2018Durham, 16-6
2019Norfolk, 11-10



GWINNETT STRIPERS

2500 Buford Drive | Lawrenceville, GA 30043

Phone: (678) 277-0300

Twitter: @GoStripers | www.gostripers.com

Triple-A Affiliate of the Atlanta Braves (Since 2009)




TEAM INFORMATION

OwnerLiberty Media Corporation
 General Manager/Vice PresidentAdam English
 PR ContactDave Lezotte (Dave.Lezotte@braves.com)
 PR Phone Number(678) 277-0320
 Radio BroadcasterDave Lezotte
 Flagship StationTBD
 2019 Record80-59 (1st, South)
 2019 Attendance212,342 (3,169 per game)
 Beat WritersGwinnett Daily Post
 Governors' Cup Titles0

SERIES NOTES

Gwinnett leads all-time series, 133-108

Longest Tides winning streak7, August 15 - September 1, 2012
 Longest Strippers winning streak8, April 13 - July 16, 2011
 Last Tides 4-game sweep in NorfolkJune 25 - June 27, 2018
 Last Tides 4-game sweep in GwinnettNever
 Last Braves 4-game sweep in NorfolkApril 19 - April 22, 2011
 Last Braves 4-game sweep in GwinnettApril 14 - April 17, 2016
 Best season series record vs. Gwinnett14-7, 2013
 Worst season series record vs. Gwinnett6-17, 2016



DAMON BERRYHILL

COACHING STAFF

ManagerDamon Berryhill
 Pitching CoachMike Maroth
 Hitting Coach.....Carlos Mendez
 Position Coach.....Alfredo Amezaga
 Athletic Trainer.....T.J. Saunders
 Strength & Conditioning Coach.....Paul Howey

DID YOU KNOW?

Damon Berryhill hit a game-winning three-run home run off of Jack Morris in Game 1 of the 1992 World Series, leading the Atlanta Braves to a 3-1 win over the Toronto Blue Jays.

GWINNETT AWARD WINNERS

Most Valuable Player

None

Most Valuable Pitcher

Julio Teheran (2011)

Rookie Of The Year

Freddie Freeman (2010)
 Julio Teheran (2011)
 Ernesto Mejia (2012)

Manager Of The Year

Damon Berryhill (2019)



COOLRAY FIELD

CAPACITY: 10,427 | YEAR OPENED: 2009 | DIMENSIONS: LF - 335, CF - 400, RF - 335

ATLANTA BRAVES TOP-10 PROSPECTS (MLB.COM)

PLAYER	POS	DOB	B-T	HGT	WGT	2019 NOTABLES
1. Cristian Pache	OF	11/19/98	R-R	6-2	185	Advanced to Gwinnett, hit season-high 12 home runs.
2. Drew Waters	OF	12/30/98	S-R	6-2	183	Won both the batting title and MVP honors in Southern League.
3. Ian Anderson	RHP	05/02/98	R-R	6-3	170	Posted a 2.68 ERA with 21 starts (111.0 innings) with Double-A Mississippi.
4. Kyle Wright	RHP	10/02/95	R-R	6-4	200	Made Major League debut on 3/31 at Philadelphia.
5. Shea Langeliers	C	11/18/97	R-R	6-0	190	Ninth pick of the 2019 draft out of Baylor University.
6. Bryse Wilson	RHP	12/20/97	R-R	6-1	225	Finished with a 10-7 record with a 3.42 ERA in 21 starts at Gwinnett.
7. Braden Shewmake	SS	11/19/97	L-R	6-4	190	Promoted up to Double-A in first professional season.
8. Kyle Muller	LHP	10/07/97	R-L	6-6	225	Went 7-6 with a 3.14 ERA in 22 starts (111.2 innings) with Mississippi.
9. William Contreras	C	12/24/97	R-R	6-0	180	Older brother Wilson plays for the Chicago Cubs.
10. Tucker Davidson	LHP	03/25/96	L-L	6-2	215	Named a mid-season All-Star in the Southern League for Mississippi.

vs. Gwinnett as Orioles Affiliate (Gwinnett leads, 133-108)

2009Gwinnett, 11-10
2010Gwinnett, 11-10
2011Gwinnett, 14-7
2012Norfolk, 11-10
2013Norfolk, 14-7
2014Gwinnett, 11-10
2015Gwinnett, 12-10
2016Gwinnett, 17-6
2017Gwinnett, 13-10
2018Gwinnett, 13-11
2019Gwinnett, 14-9



INDIANAPOLIS INDIANS



501 West Maryland Street | Indianapolis, IN 46225

Phone: (317) 269-3542

Twitter: @IndyIndians | www.IndyIndians.com

Triple-A Affiliate of the Pittsburgh Pirates (Since 2005)

TEAM INFORMATION

President & General Manager Randy Lewandowski
 PR Contact Cheyne Reiter (CReiter@IndyIndians.com)
 PR Phone Number (317) 532-6934
 Radio Broadcasters Howard Kellman, Andrew Kappes
 Flagship Station Fox Sports 1260 AM
 2019 Record66-74 (T-2nd, West)
 2019 Attendance 586,860 (8,630 per game)
 Beat Writer N/A
 Governors' Cup Titles 2 (1963, 2000)

SERIES NOTES

Indianapolis leads all-time series, 124-104-1

Longest Tides winning streak 9 (June 18, 2002 - May 5, 2003)
 Longest Indians winning streak 7, 2x, last: (August 4, 2007 - May 2, 2008)
 Last Tides 4-game sweep in Norfolk Never
 Last Tides 4-game sweep in Indianapolis June 18 - June 21, 2002
 Last Indians 4-game sweep in Norfolk June 17 - June 20, 2013
 Last Indians 4-game sweep in Indianapolis April 11 - April 14, 2008
 Best season series record vs. Indianapolis 10-2, 2002
 Worst season series record vs. Indianapolis 1-7, 2x, last: 2013



BRIAN ESPOSITO

COACHING STAFF

Manager.....Brian Esposito
 Pitching Coach.....Joel Hanrahan
 Position Coach.....Argenis Diaz
 Hitting Coach.....Jon Nunnally
 Athletic TrainerJustin Ahrens
 Strength & Conditioning Coach.....Alan Burr

DID YOU KNOW?

Brian Esposito logged a 13-year professional career as a catcher that featured stints in the Boston, Anaheim, Texas, St. Louis, Colorado, Houston and Chicago Cubs organizations.

INDIANAPOLIS AWARD WINNERS

Most Valuable Player

Don Buford (1963)
 Roberto Petagine (1998)

Rookie Of The Year


Don Buford (1963)

Manager Of The Year

None

Most Valuable Pitcher

Fred Ackley (1963)
 Ben Hendrickson (2004)
 Zach Duke (2005)
 Steven Brault (2017)
 Mitch Keller (2019)



VICTORY FIELD

CAPACITY: 13,750 | YEAR OPENED: 1996 | DIMENSIONS: LF - 320, CF - 402, RF - 320

PITTSBURGH PIRATES TOP-10 PROSPECTS (MLB.COM)

PLAYER	POS	DOB	B-T	HGT	WGT	2019 NOTABLES
1. Mitch Keller	RHP	04/04/96	R-R	6-2	210	Made 11 starts for Pittsburgh in 2019 with 65 strikeouts in 48.0 innings.
2. Ke'Bryan Hayes	3B	01/28/97	R-R	6-1	210	Batted .265 with 53 RBI in 110 games with Indianapolis.
3. Oneil Cruz	SS	10/04/98	L-R	6-7	210	Limited to 73 games (35 with Double-A Altoona) due to foot fracture.
4. Quinn Priester	RHP	09/15/00	R-R	6-3	195	Made one start with Short-Season-A West Virginia in first professional season.
5. Liover Peguero	SS	12/31/00	R-R	6-1	160	Totaled 74 hits in 60 games in first professional season in the U.S.
6. Travis Swaggerty	OF	08/19/97	L-L	5-11	180	Notched 40 RBI and 20 doubles in 121 games with High-A Bradenton.
7. Brennan Malone	RHP	09/08/00	R-R	6-4	205	Acquired with Liover Peguero from Arizona for Starling Marte.
8. Sammy Siani	OF	12/14/00	L-L	6-0	195	Older brother, Mike, selected by Cincinnati in fourth round of 2018 draft.
9. Jared Oliva	OF	11/27/95	R-R	6-2	195	Batted .301 in 52 games after the All-Star break with Altoona.
10. Cody Bolton	RHP	06/19/98	R-R	6-3	185	Promoted to Altoona after posting a 1.61 ERA in 12 starts with Bradenton.

vs. Indianapolis as Orioles Affiliate (Indianapolis leads, 65-38)

2007	Indianapolis, 7-4
2008	Indianapolis, 7-1
2009	Indianapolis, 5-3
2010	Norfolk, 5-3
2011	Tied, 4-4
2012	Indianapolis, 5-3
2013	Indianapolis, 7-1
2014	Tied, 4-4
2015	Indianapolis, 6-3
2016	Norfolk, 5-3
2017	Indianapolis, 6-1
2018	Indianapolis, 5-1
2019	Tied, 3-3



LEHIGH VALLEY IRONPIGS

1050 IronPigs Way | Allentown, PA 18109
Phone: (610) 841-7447

Twitter: @IronPigs | www.ironpigsbaseball.com

Triple-A Affiliate of the Philadelphia Phillies (Since 2008)




TEAM INFORMATION

President/GM. Kurt Landes
 PR Contact Mike Ventola
 PR Phone Number (610) 841-1317
 Radio Broadcasters Pat McCarthy, Mike Ventola
 Flagship Station Fox Sports Radio 1230 & 1320
 2019 Record 66-74 (5th, North)
 2019 Attendance 585,110 (8,605 per game)
 Beat Writers Tom Housenick (Morning-Call)
 Governors' Cup Titles 0

SERIES NOTES

Lehigh Valley leads all-time series 47-41

Longest Tides winning streak4, 2x, last: April 25, 2018 - July 19, 2019
 Longest IronPigs winning streak5, May 17 - May 26, 2013
 Last Tides 4-game sweep in NorfolkNever
 Last Tides 4-game sweep in Lehigh ValleyNever
 Last IronPigs 4-game sweep in NorfolkNever
 Last IronPigs 4-game sweep in Lehigh ValleyMay 23 - May 26, 2013
 Best season series record vs. Lehigh Valley4-2, 3x, last: 2019
 Worst season series record vs. Lehigh Valley2-6, 2014



GARY JONES

COACHING STAFF

Manager Gary Jones
 Pitching Coach Aaron Fultz
 Hitting Coach Darryl Robinson
 Position Coach Greg Legg
 Athletic Trainer Mickey Kozack
 Strength & Conditioning Coach Mike Lidge

DID YOU KNOW?

The Lehigh Valley IronPigs swept the International League postseason awards in 2018. The last team to do that was the 1995 Norfolk Tides with Butch Huskey, Jason Isringhausen and Toby Harrah.

LEHIGH VALLEY AWARD WINNERS

Most Valuable Players

Rhys Hoskins (2017)
 Joey Meneses (2018)

Most Valuable Pitchers

Tyler Cloyd (2012)
 Jake Thompson (2016)
 Cole Irvin (2018)

Rookie Of The Year

Rhys Hoskins (2017)
 Joey Meneses (2018)

Manager Of The Year

Gary Jones (2018)



COCA-COLA PARK FIELD

CAPACITY: 10,427 | YEAR OPENED: 2009 | DIMENSIONS: LF - 335, CF - 400, RF - 335

PHILADELPHIA PHILLIES TOP-10 PROSPECTS (MLB.COM)

PLAYER	POS	DOB	B-T	HGT	WGT	2019 NOTABLES
1. Alec Bohm	3B/1B	08/03/96	R-R	6-5	225	Combined to bat .305 and spent most of the year with Double-A Reading.
2. Spencer Howard	RHP	07/28/96	R-R	6-3	205	Posted a 2.03 ERA in 15 total minor league starts with 94 strikeouts.
3. Bryson Stott	SS	10/06/97	L-R	6-3	200	Three-year starter at shortstop with UNLV, 14th overall pick in 2019 draft.
4. Francisco Morales	RHP	10/27/99	R-R	6-4	185	Tied for seventh with 129 strikeouts in the South Atlantic League.
5. Adonis Medina	RHP	12/18/96	R-R	6-1	185	Named a mid-season All-Star in the Eastern League with Reading.
6. Luis Garcia	SS	10/01/00	S-R	5-11	170	Played in first full season with Single-A Lakewood.
7. Rafael Marchan	C	02/25/99	S-R	5-9	170	Threw out 31 potential basestealers (36%) in Single-A.
8. Enyel De Los Santos	RHP	12/25/95	R-R	6-3	170	Made one start (five appearances) with Philadelphia (start was 6/23 vs Miami).
9. Erik Miller	LHP	02/13/98	L-L	6-5	240	Finished with a 1.50 ERA over 36.0 innings in first professional season.
10. Simon Muzziotti	OF	12/27/98	L-L	6-1	175	Named a mid-season All-Star with Clearwater in Florida State League.

vs. Lehigh Valley as Orioles Affiliate (Lehigh Valley leads, 47-41)

2008 Lehigh Valley, 5-3
2009 Lehigh Valley, 5-3
2010 Norfolk, 5-3
2011 Lehigh Valley, 5-3
2012 Tied, 4-4
2013 Lehigh Valley, 5-3
2014 Lehigh Valley, 6-2
2015 Norfolk 4-3
2016 Lehigh Valley, 5-2
2017 Norfolk, 4-2
2018 Norfolk, 4-2
2019 Norfolk, 4-2



LOUISVILLE BATS



401 East Main Street | Louisville, KY 40202

Phone: (502) 212-2287

Twitter: @LouisvilleBats | www.batsbaseball.com

Triple-A Affiliate of the Cincinnati Reds (Since 2000)

TEAM INFORMATION

President Gary Ulmer
 Team President Vic Gregovits
 PR Contact Chris Robinson (crobinson@batsbaseball.com)
 PR Phone Number (502) 614-4544
 Radio Broadcaster Nick Curran
 Flagship Station 790 WKRD-AM
 2019 Record 59-81 (4th, West)
 2019 Attendance 485,356 (6,934 per game)
 Beat Writer Justin Sayers, Louisville Courier-Journal, (502) 662-2002
 Governors' Cup Titles 1 (2001)

SERIES NOTES

Louisville leads all-time series, 158-152

Longest Tides winning streak 8 (June 19, 1971 - July 17, 1971)
 Longest Bats winning streak 8 (June 17, 2002 - July 29, 2002)
 Last Tides 4-game sweep in Norfolk May 3 - May 6, 2018
 Last Tides 4-game sweep in Louisville Never
 Last Bats 4-game sweep in Norfolk June 14 - June 16, 2013
 Last Bats 4-game sweep in Louisville August 5 - August 8, 2010
 Best season series record vs. Louisville 7-3, 2018
 Worst season series record vs. Louisville 1-5, 2016



PAT KELLY

COACHING STAFF

Manager Pat Kelly
 Pitching Coach James Baldwin
 Hitting Coach Leon Durham
 Position Coach Kevin Mahar
 Athletic Trainer Steve Gober
 Strength & Conditioning Coach Justin Bucko

DID YOU KNOW?

Pat Kelly entered the 2020 season with 1,765 career managerial victories, 4th among active Minor League managers. Class-A South Bend's Buddy Bailey tops that list with 2,143 wins.

LOUISVILLE AWARD WINNERS

Most Valuable Player

Luis Alvarado (1969)
 Dwight Evans (1972)
 Raul Gonzalez (2002)

Rookie Of The Year

Luis Alvarado (1969)
 Joey Votto (2007)
 Aristides Aquino (2019)

Most Valuable Pitcher

Justin Lehr (2009)

Manager Of The Year

Rick Sweet (2008)
 Rick Sweet (2009)



LOUISVILLE SLUGGER FIELD

CAPACITY: 13,131 | YEAR OPENED: 2000 | DIMENSIONS: LF - 325, CF - 405, RF - 340

CINCINNATI REDS TOP-10 PROSPECTS (MLB.COM)

PLAYER	POS	DOB	B-T	HGT	WGT	2019 NOTABLES
1. Nick Lodolo	LHP	02/05/98	L-L	6-6	202	Selected in the first round (seventh overall) by Cincinnati in the 2019 draft.
2. Hunter Greene	RHP	08/06/99	R-R	6-4	215	Missed entire season recovering from Tommy John surgery.
3. Tyler Stephenson	C	08/16/96	R-R	6-4	225	Batted a career-best .285 with Double-A Chattanooga.
4. Jonathan India	3B	12/15/96	R-R	6-1	200	Played through a wrist injury, reaching Chattanooga in first full year.
5. Jose Garcia	SS	04/05/98	R-R	6-2	175	Slashed .280/.343/.426 in 104 games with Single-A Daytona.
6. Michael Siani	OF	07/16/99	L-L	6-1	188	Started 117 games in the outfield with Single-A Dayton.
7. Tyler Callihan	2B/3B	06/22/00	L-R	6-1	205	Signed for \$1.5 million to bypass commitment to South Carolina.
8. Rece Hinds	3B	09/05/00	R-R	6-4	215	Limited with a quadriceps injury to eight games in first pro season.
9. Tony Santillan	RHP	04/15/97	R-R	6-3	240	Doubled his walk rate from last season with Chattanooga in 21 starts.
10. Stuart Fairchild	OF	03/17/96	R-R	6-0	190	Batted .275 with 42 hits in 42 games with Chattanooga.

vs. Louisville as Orioles Affiliate (Louisville leads, 56-53)

2007 Louisville, 7-5
2008 Louisville, 5-3
2009 Norfolk, 5-3
2010 Louisville, 6-2
2011 Norfolk, 5-3
2012 Norfolk, 5-3
2013 Louisville, 5-3
2014 Louisville, 6-2
2015 Tied, 5-5
2016 Louisville, 5-1
2017 Norfolk, 6-3
2018 Norfolk, 7-3
2019 Norfolk, 4-2



PAWTUCKET RED SOX



Ben Mondor Drive | Pawtucket, RI 02861

Phone: (401) 724-7300

Twitter: @PawSox | www.pawsox.com

Triple-A Affiliate of the Boston Red Sox (Since 1973)

TEAM INFORMATION

President Dr. Charles Steinberg
 Vice President/General Manager Dan Rea
 PR Contact Bill Wanless (PR@pawsox.com)
 PR Phone Number (401) 724-7300 Ext. 105
 Radio Broadcasters Josh Maurer, Mike Antonellis
 Flagship Station 920 WHJJ AM
 2019 Record 59-81 (5th, North)
 2019 Attendance 331,010 (5,254 per game)
 Beat Writer Brendan McGair (Pawtucket Times), Bill Koch (Providence Journal), Peter Gobix (Sun Chronicle).
 Governors' Cup Titles 4 (1973, 1984, 2012, 2014)

SERIES NOTES

Norfolk leads all-time series, 331-282

Longest Tides winning streak 12 (June 4, 1985 - August 6, 1985)
 Longest Red Sox winning streak 6, 3x, last: May 24, 2005 - May 27, 2006
 Last Tides 4-game sweep in Norfolk July 20 - July 23, 2015
 Last Tides 4-game sweep in Pawtucket July 20 - July 23, 2017
 Last Red Sox 4-game sweep in Norfolk July 20 - July 22, 1988
 Last Red Sox 4-game sweep in Pawtucket May 10 - May 12, 2008
 Best season series record vs. Pawtucket 7-1, 2002
 Worst season series record vs. Pawtucket 1-7, 2005



BILLY MCMILLON

COACHING STAFF

Manager Billy McMillon
 Pitching Coach Paul Abbott
 Hitting Coach Rich Gedman
 Position Coach Bruce Crabbe
 Athletic Trainer David Herrera
 Strength & Conditioning Coach Chris Messina

DID YOU KNOW?

Billy McMillon was a three-time IL All-Star, having played for Charlotte, Toledo, Scranton/WB and Columbus. He was inducted into the International League Hall of Fame in 2019.

PAWTUCKET AWARD WINNERS

Most Valuable Player

Jim Rice (1974)
 Ted Cox (1977)
 Gary Allenson (1978)
 Pat Dodson (1986)
 Jeff Bailey (2008)
 Mauro Gomez (2012)
Most Valuable Pitcher
 Dick Pole (1973)
 Bob Ojeda (1981)
 Aaron Sele (1993)
 Brian Rose (1997)
 Bronson Arroyo (2003)
 Charlie Zink (2008)
 Anthony Ranaudo (2014)

Rookie Of The Year

Jim Rice (1974)
 Phil Plantier (1990)
 Brian Rose (1997)

Manager Of The Year

Joe Morgan (1973)
 Joe Morgan (1977)
 Tony Torchia (1984)
 Ed Nottle (1987)
 Butch Hobson (1991)
 Buddy Bailey (1996)
 Ken Macha (1998)
 Buddy Bailey (2003)



MCCOY STADIUM

CAPACITY: 10,031 | YEAR OPENED: 1942 | DIMENSIONS: LF - 325, CF - 400, RF - 325

BOSTON RED SOX TOP-10 PROSPECTS (MLB.COM)

PLAYER	POS	DOB	B-T	HGT	WGT	2019 NOTABLES
1. Jeter Downs	2B/SS	07/27/98	R-R	5-11	180	Traded to Boston from Los Angeles-NL in Mookie Betts/David Price trade.
2. Triston Casas	1B	01/15/00	L-R	6-4	238	Ranked second with 49 extra-base hits in South Atlantic League.
3. Bobby Dalbec	3B/1B	06/29/95	R-R	6-4	225	Hit 27 home runs between Portland (AA) and Pawtucket (AAA).
4. Bryan Mata	RHP	05/03/99	R-R	6-3	160	Pitched as the second youngest hurler in the Eastern League.
5. Gilberto Jimenez	OF	07/08/00	S-R	5-11	160	Won the batting title with a .359 average in the New York-Penn League.
6. Noah Song	RHP	05/28/97	R-R	6-4	200	Will not play professionally until 2021 (two-year military commitment).
7. Jay Groome	LHP	08/23/98	L-L	6-6	220	Returned to pitch 4.0 innings in August (Tommy John surgery, 2018).
8. Jarren Duran	OF	09/05/96	L-R	6-2	200	Believed to be lowest draft pick to ever play in Futures Game (seventh round).
9. Thad Ward	RHP	01/16/97	R-R	6-3	182	Did not allow a run in five straight starts (34.2 innings) from 5/14 to 6/6.
10. Tanner Houck	RHP	06/29/96	R-R	6-4	210	Posted a 3.24 ERA in 16 appearances (two starts) with Pawtucket.

vs. Pawtucket as Orioles Affiliate (Norfolk leads, 52-44)

2007	Tied, 4-4
2008	Pawtucket, 6-2
2009	Norfolk, 5-3
2010	Tied, 4-4
2011	Norfolk, 4-3
2012	Tied, 4-4
2013	Norfolk, 6-2
2014	Tied, 4-4
2015	Norfolk, 6-1
2016	Pawtucket, 5-2
2017	Norfolk, 5-2
2018	Pawtucket, 4-2
2019	Norfolk, 4-2



ROCHESTER RED WINGS

1 Morrie Silver Way | Rochester, NY 14608

Phone: (585) 454-1001

Twitter: @RocRedWings | www.redwingsbaseball.com

Triple-A Affiliate of the Minnesota Twins (Since 2003)



TEAM INFORMATION

President, CEO, COO Naomi Silver
 General Manager Dan Mason
 PR Contact Nate Rowan (NRowan@redwingsbaseball.com)
 PR Phone Number (585) 454-1001 Ext. 3006
 Radio Broadcasters Josh Whetzel
 Flagship Stations WHTK 1280 AM
 2019 Record 70-70 (4th, North)
 2019 Attendance 451,853 (6,846 per game)
 Governors' Cup Titles 10 ('39, '52, '55, '56, '64, '71, '74, '88, '90, '97)

SERIES NOTES

Rochester leads all-time series, 359-328

Longest Tides winning streak 8 (August 3, 1969 - May 2, 1970)
 Longest Red Wings winning streak 10 (June 16, 1976 - August 6, 1976)
 Last Tides 4-game sweep in Norfolk August 24 - August 26, 1969
 Last Tides 4-game sweep in Rochester July 19 - July 22, 2018 (5 games)
 Last Red Wings 4-game sweep in Norfolk August 22 - August 25, 1987
 Last Red Wings 4-game sweep in Rochester July 14 - 17, 2016
 Best season series record vs. Rochester 7-1, 2001
 Worst season series record vs. Rochester 1-6, 2016



TOBY GARDENHIRE

COACHING STAFF

Manager Toby Gardenhire
 Pitching Coach Cibney Bello
 Hitting Coach Matt Borgschulte
 Coach Robbie Robinson
 2nd Pitching Coach Mike McCarthy
 Athletic Trainer Jason Kirkman
 Strength & Conditioning Coach Jacob Dean

DID YOU KNOW?

Rochester served as the top affiliate of the Baltimore Orioles from 1961-2002. From 2003-2006 the Orioles were affiliated with Ottawa, and in 2007 Baltimore aligned with Norfolk.

ROCHESTER AWARD WINNERS

Most Valuable Player

Specs Toporcer (1929)
 Specs Toporcer (1930)
 Dominick Ryba (1940)
 Red Schoendienst (1943)
 Tom Poholsky (1950)
 Mike Epstein (1966)
 Merv Rettenmund (1968)
 Roger Freed (1970)
 Bobby Grich (1971)
 Jim Fuller (1973)
 Rich Dauer (1976)
 Craig Worthington (1988)
 Jeff Manto (1994)
 Chris Colabello (2013)

Most Valuable Pitcher

Tony Jacobs (1954)
 Dave Leonhard (1967)
 Roric Harrison (1971)
 Dennis Martinez (1976)
 Mike Parrott (1977)
 Mike Mussina (1991)
 Kevin Slowey (2007)
Manager Of The Year
 Joe Altobelli (1971)
 Joe Altobelli (1976)
 John Hart (1986)
 Johnny Oates (1988)
 Greg Biagini (1990)
 Marv Foley (1997)

Rookie Of The Year

Ray Jablonski (1952)
 Jack Brandt (1955)
 Charles James (1959)
 Mike Epstein (1966)
 Curt Motton (1967)
 Merv Rettenmund (1968)
 Roger Freed (1970)
 Al Bumbry (1972)
 Rich Dauer (1976)
 Bob Bonner (1980)
 Cal Ripken Jr. (1981)
 Steve Finley (1988)
 Luis Mercedes (1991)
 Jason Kubel (2003)
 Francisco Liriano (2005)
 Randy Ruiz (2008)
 Chris Colabello (2013)



FRONTIER FIELD

CAPACITY: 10,840 | YEAR OPENED: 1997 | DIMENSIONS: LF - 335, CF - 402, RF - 322

MINNESOTA TWINS TOP-10 PROSPECTS (MLB.COM)

PLAYER	POS	DOB	B-T	HGT	WGT	2019 NOTABLES
1. Royce Lewis	SS	02/26/97	R-R	6-2	188	MVP in the Arizona Fall League; led the Salt River Rafters to an AFL title.
2. Alex Kirilloff	OF/1B	11/01/94	L-L	6-2	195	Season was hampered due to a wrist injury.
3. Trevor Larnach	OF	03/21/99	L-R	6-4	223	Teammate with Orioles top prospect Adley Rutschman at Oregon State.
4. Jordan Balazovic	RHP	09/17/98	R-R	6-5	215	Registered a 6-4 record with a 2.84 ERA in 15 games at Fort Myers (A).
5. Jhoan Duran	RHP	01/08/98	R-R	6-5	230	Posted a 3.76 ERA in 23 games between Fort Myers (A) and Pensacola (AA).
6. Ryan Jeffers	C	06/03/97	R-R	6-4	230	Combined 14 home runs and 49 RBI between Fort Myers (A) and Pensacola (AA).
7. Keoni Cavaco	SS	06/02/01	R-R	6-2	195	Selected by Minnesota in the first round (13th pick) of the 2019 draft.
8. Wander Javier	SS	12/29/98	R-R	6-1	165	Hit a career-high 11 home runs in 80 games with Cedar Rapids (A).
9. Blayne Enlow	RHP	10/03/99	R-R	6-3	170	Struck out 44 batters over 41.1 innings with Cedar Rapids (A).
10. Lewis Thorpe	LHP	11/23/95	R-L	6-1	218	Made Major League debut on 6/30 at Chicago-AL (5.0 IP, 7 SO).

vs. Rochester as Orioles Affiliate (Rochester leads, 55-42)

2007 Tied, 4-4
2008 Norfolk, 5-3
2009 Rochester, 5-3
2010 Tied, 4-4
2011 Norfolk, 5-3
2012 Rochester, 6-2
2013 Rochester, 6-2
2014 Tied, 4-4
2015 Rochester, 4-3
2016 Rochester, 6-1
2017 Rochester, 4-3
2018 Norfolk, 6-1
2019 Rochester, 5-2

SCRANTON/WB RAILRIDERS



235 Montage Mountain Rd. | Moosic, PA 18507

Phone: (570) 969-2255

Twitter: @swbrailriders | www.swbrailriders.com

Triple-A Affiliate of the New York Yankees (Since 2007)



TEAM INFORMATION

President John Adams
 General Manager Katie Beekman
 PR Contact Adam Marco (amarco@swbrailriders.com)
 PR Phone Number (570) 558-4637
 Radio Broadcaster Adam Marco, Joe Vasile
 Flagship Station WYCK 1340 AM, WICK 1400 AM, WCDL 1440 AM
 2019 Record 76-65 (1st, North)
 2019 Attendance 414,891 (6,383 per game)
 Beat Writers . Conor Foley (Scranton Times-Tribune), Donnie Collins (Scranton Times-Tribune)
 Governors' Cup Titles 2 (2008, 2016)

SERIES NOTES

Scranton/Wilkes-Barre leads all-time series, 156-137

Longest Tides winning streak 5, 3x, last: July 8, 2004 - April 8, 2005
 Longest SWB winning streak 9 (June 10, 2003 - June 27, 2004)
 Last Tides 4-game sweep in Norfolk May 6 - May 8, 1994
 Last Tides 4-game sweep in Scranton/W-B July 8 - July 11, 2004
 Last SWB 4-game sweep in Norfolk June 24 - June 27, 2004
 Last SWB 4-game sweep in Scranton/W-B August 2 - August 4, 2000
 Best season series record vs. Scranton/W-B 9-5, 1996
 Worst season series record vs. Scranton/W-B 3-15, 1992



DOUG DAVIS

COACHING STAFF

Manager..... Doug Davis
 Pitching Coach Tommy Phelps
 Hitting Coach Phil Plantier
 Coach Aaron Bossi
 Coach Raul Dominguez
 Athletic Trainer Darren London

DID YOU KNOW?

Doug Davis had a two-year stint as manager with the Syracuse Chiefs in 2007-08, when they were an affiliate of the Toronto Blue Jays.

SCRANTON/WILKES-BARRE AWARD WINNERS

Most Valuable Player

Shane Victorino (2005)
 Shelley Duncan (2009)
 Ben Gamel (2016)

Rookie Of The Year


Marlon Anderson (1998)
 Brandon Duckworth (2001)
 Austin Jackson (2009)
 Ben Gamel (2015)

Most Valuable Pitcher

Brandon Duckworth (2001)
 Joe Roa (2002)

Manager Of The Year

Lee Elia (1992)
 Marc Bombard (2002)
 John Russell (2006)
 Dave Miley (2007)
 Dave Miley (2012)
 Al Pedrique (2016)
 Al Pedrique (2017)



PNC FIELD

CAPACITY: 10,000 | YEAR OPENED: 2013 | DIMENSIONS: LF - 330, CF - 408, RF - 330

NEW YORK YANKEES TOP-10 PROSPECTS (MLB.COM)

PLAYER	POS	DOB	B-T	HGT	WGT	2018 NOTABLES
1. Jasson Dominguez	OF	02/07/03	S-R	5-10	190	Signed for \$5.1 million out of the Dominican Republic.
2. Clarke Schmidt	RHP	02/20/96	R-R	6-1	200	Struck out 13 batters over 10.2 innings in the Eastern League playoffs.
3. Deivi Garcia	RHP	05/19/99	R-R	5-9	163	Advanced from Tampa (A) to Scranton/WB (AAA) last season.
4. Oswald Peraza	SS	06/15/00	R-R	6-0	176	Totaled 50 hits in 46 games for a .273 average with Charleston (A).
5. Luis Gil	RHP	06/03/98	R-R	6-3	176	Posted a 2.39 ERA with 112 strikeouts in 17 starts with Charleston (A).
6. Estevan Florial	OF	11/25/97	L-R	6-1	185	Limited to 74 games with Tampa (A) due to wrist injury.
7. Alexander Vizcaino	RHP	05/22/97	R-R	6-2	160	Struck out 101 batters in 16 starts (87.2 innings) with Charleston (A).
8. Yoendrys Gomez	RHP	10/15/99	R-R	6-3	175	Posted a 2.12 ERA over 29.2 innings with Pulaski (R).
9. Anthony Volpe	SS	04/28/01	R-R	5-11	180	Played just 34 games with Pulaski (R) due to mononucleosis illness.
10. Luis Medina	RHP	05/03/99	R-R	6-1	175	Allowed nine earned runs and 15 walks in final 45.2 innings.

vs. SWB as Orioles Affiliate (Scranton/W-B leads, 50-45)

2007	Tied, 4-4
2008	Norfolk, 5-3
2009	Scranton/W-B, 5-2
2010	Scranton/W-B, 5-3
2011	Norfolk, 5-3
2012	Tied, 4-4
2013	Tied, 4-4
2014	Norfolk, 5-3
2015	Norfolk, 4-2
2016	Scranton/W-B, 4-2
2017	Scranton/W-B, 4-3
2018	Scranton/W-B, 4-3
2019	Scranton/W-B, 5-1



SYRACUSE METS



One Tex Simone Drive | Syracuse, NY 13208

Phone: (315) 474-7833

Twitter: @SyracuseMets | www.syracusemets.com
Triple-A Affiliate of the New York Mets (Since 2019)

TEAM INFORMATION

General Manager Jason Smorol
PR Contact Michael Tricarico (mtricarico@syracusechiefs.com)
PR Phone Number (315) 474-7833
Radio Broadcasters Eric Gallanty and Evan Stockton
Flagship Station The Score 1260, WSKO-AM
2019 Record 75-66 (2nd, North)
2019 Attendance 327,478 (4,962 per game)
Beat Writer Lindsay Kramer, Syracuse Post-Standard
Governors' Cup Titles 8 (1935, 1942, 1943, 1947, 1954, 1969, 1970, 1976)
Team Twitter @SyracuseMets

SERIES NOTES

Norfolk leads all-time series, 369-316

Longest Tides winning streak 8, 2x, last: May 1, 1991 - July 19, 1991
Longest Syracuse winning streak 11 (August 8, 1973 - June 10, 1974)
Last Tides 4-game sweep in Norfolk May 25 - May 28, (2015)
Last Tides 4-game sweep in Syracuse May 12 - May 15, 2009
Last Syracuse 4-game sweep in Norfolk August 19 - August 22, 1986
Last Syracuse 4-game sweep in Syracuse May 17 - May 20, 2011
Best season series record vs. Syracuse 6-1, 2015
Worst season series record vs. Syracuse 1-7, 2011



CHAD KREUTER

COACHING STAFF

Manager Chad Kreuter
Pitching Coach DJ Carrasco
Hitting Coach Joel Chimelis
Bench Coach Rich Donnelly
Athletic Trainer Hiroto Kawamura
Strength & Conditioning Coach Josh Fields

DID YOU KNOW?

Tidewater/Norfolk was the top affiliate of the Mets from 1969-2006. Since then, the Mets have been affiliated with New Orleans (2008-09), Buffalo (2009-12), Las Vegas (2013-18) & Syracuse (2019-).

SYRACUSE AWARD WINNERS

Most Valuable Player

Red Barrett (1942)
Hank Sauer (1947)
Mickey Klutts (1976)
Derek Bell (1991)
Chad Mottola (2000)
Steven Souza Jr. (2014)

Rookie Of The Year

Jim Owens (1954)
Jim Northrup (1964)
Rusty Torres (1971)
Otto Velez (1973)
Francisco Cabrera (1989)
Shawn Green (1994)
Steven Souza Jr. (2014)

Most Valuable Pitcher

Ron Klimkowski (1969)
Bob Gardner (1970)
Scott McGregor (1974)
Tom Henke (1985)
Alex Sanchez (1989)
Shannon Withem (1998)

Manager Of The Year

Frank Verdi (1970)
Vern Benson (1979)
Doug Ault (1985)
Bob Bailor (1989)
Billy Gardner, Jr. (2014)



NBT BANK STADIUM

CAPACITY: 11,071 | YEAR OPENED: 1997 | DIMENSIONS: LF - 328, CF - 400, RF - 330

NEW YORK METS TOP-10 PROSPECTS (MLB.COM)

PLAYER	POS	DOB	B-T	HGT	WGT	2018 NOTABLES
1. Ronny Mauricio	SS	04/04/01	S-R	6-3	166	Batted .268 with 20 doubles and 37 RBI with Single-A Columbia.
2. Francisco Alvarez	C	11/19/01	R-R	5-11	220	Youngest everyday player in Appalachian League as a 17-year-old.
3. Andres Gimenez	SS	09/04/98	L-R	6-0	161	Took batting title with a .371 average in the Arizona Fall League.
4. Brett Baty	3B	11/13/99	L-R	6-3	210	Batted .615 with 19 home runs his senior year at Lake Travis HS (TX).
5. Matthew Allan	RHP	04/17/01	R-R	6-3	225	Signed for \$2.5 million in the third-round, almost four times his slot value.
6. Mark Vientos	3B	12/11/99	R-R	6-4	185	Batted .271 with Single-A Columbia after the All-Star break.
7. Thomas Szapucki	LHP	06/12/96	R-L	6-2	181	Added to the 40-man roster after recovering from Tommy John surgery last year.
8. Josh Wolf	RHP	09/01/00	R-R	6-3	170	Struck out 36.4% of batters he faced in Rookie Gulf Coast League.
9. Kevin Smith	LHP	05/13/97	R-L	6-5	200	Led all Mets minor league starters in strikeouts (13); second in ERA (3.15).
10. David Peterson	LHP	09/03/95	L-L	6-6	240	Posted a 4.19 ERA in 24 starts over 116.0 innings with Double-A Binghamton.

vs. Syracuse as Orioles Affiliate (Syracuse leads, 51-47)

2007	Syracuse, 6-2
2008	Syracuse, 5-3
2009	Norfolk, 6-2
2010	Tied, 4-4
2011	Syracuse, 7-1
2012	Norfolk, 6-2
2013	Norfolk, 6-2
2014	Syracuse, 6-2
2015	Norfolk, 6-1
2016	Syracuse, 5-3
2017	Syracuse, 4-2
2018	Norfolk, 4-3
2019	Syracuse, 2-4



TOLEDO MUD HENS



406 Washington Street | Toledo, OH 43604

Phone: (419) 725-4367

Twitter: @MudHens | www.mudhens.com

Triple-A Affiliate of the Detroit Tigers (Since 1987)

TEAM INFORMATION

Chairman..... Mike Miller
 President/General Manager..... Erik Ibsen
 PR Contact..... Rob Wiercinski (rwiercinski@mudhens.com)
 PR Phone Number..... (419) 720-4400
 Radio/Television Broadcasters..... Jim Weber, Matt Melzak
 Flagship Station..... Fox Sports Radio 1230 AM
 2019 Record..... .66-74 (T-2nd, West)
 2019 Attendance..... 481,496 (7,187 per game)
 Beat Writer..... Brian Buckley, Toledo Blade
 Governors' Cup Titles..... 3 (1967, 2005, 2006)

SERIES NOTES

Norfolk leads all-time series, 425-347

Longest Tides winning streak..... 11 (May 24, 1986 - July 18, 1986)
 Longest Mud Hens winning streak..... 10 (May 2, 1976 - July 11, 1976)
 Last Tides 4-game sweep in Norfolk..... July 21- July 24, 2014
 Last Tides 4-game sweep in Toledo..... June 22 - June 25, 2012
 Last Mud Hens 4-game sweep in Norfolk..... July 18 - July 21, 2011
 Last Mud Hens 4-game sweep in Toledo..... April 9 - April 12, 2002
 Best season series record vs. Toledo..... 7-1, 2x. last: 2013
 Worst season series record vs. Toledo..... 1-7, 2011



TOM PRINCE

COACHING STAFF

Manager..... Tom Prince
 Pitching Coach..... Juan Nieves
 Hitting Coach..... Mike Hessman
 Coach..... CJ Wamsley
 Athletic Trainer..... Jason Schwartzman
 Strength & Conditioning Coach..... Jeff Mathers

DID YOU KNOW?

Mud Hens coach Mike Hessman holds the Minor League Baseball record for career home runs. He hit his 433rd home run - a grand slam - to set the record on August 3, 2015.

TOLEDO AWARD WINNERS

Most Valuable Player

Joe Lis (1976)
 Tim Teufel (1983)
 Phil Hiatt (1996)
 Mike Hessman (2007)

Rookie Of The Year

None

Manager Of The Year

Jack Tighe (1967)
 Jack Tighe (1968)
 Larry Parrish (2005)

Most Valuable Pitcher

Brad Havens (1984)
 Steve Searcy (1988)



FIFTH THIRD FIELD

CAPACITY: 8,943 | YEAR OPENED: 2002 | DIMENSIONS: LF - 320, CF - 406, RF - 315

DETROIT TIGERS TOP-10 PROSPECTS (MLB.COM)

PLAYER	POS	DOB	B-T	HGT	WGT	2018 NOTABLES
1. Casey Mize	RHP	05/01/97	R-R	6-3	220	Pitched a no-hitter in Double-A debut with Erie (AA) on 4/29.
2. Matt Manning	RHP	01/28/98	L-R	6-6	215	Eastern League Pitcher of the Year with a 2.56 ERA and 148 strikeouts.
3. Riley Greene	OF	09/28/00	L-L	6-3	200	Gatorade Player of the Year, batting .422 at Hagerty High School (FL).
4. Tarik Skubal	LHP	11/20/96	L-L	6-3	215	Posted double-digit strikeouts in seven of final nine starts with Erie (AA).
5. Isaac Paredes	3B/SS	02/18/99	R-R	5-11	225	Named a mid-season and post-season All-Star in the Eastern League.
6. Willi Castro	SS	04/24/97	R-R	6-1	165	Named a Triple-A All-Star and made Major League debut on 8/24 @ Minnesota.
7. Daz Cameron	OF	01/15/97	S-R	6-2	195	Spent full season with Toledo (AAA).
8. Joey Wentz	LHP	10/06/97	L-L	6-5	210	Traded on 7/31 from Atlanta (with one other) for RHP Shane Greene.
9. Alex Faedo	RHP	11/12/95	R-R	6-5	230	Held batters to a .235 average over 115.1 innings with Erie (AA).
10. Jake Rogers	C	04/18/95	R-R	6-1	205	Made Major League debut on 7/30 @ Los Angeles-AL (2 H, RBI).

vs. Toledo as Orioles Affiliate (Norfolk leads, 63-50)

2007 Toledo, 7-5
2008 Toledo, 5-3
2009 Tied, 4-4
2010 Norfolk, 5-3
2011 Toledo, 7-1
2012 Norfolk, 7-1
2013 Norfolk, 7-1
2014 Norfolk, 6-2
2015 Toledo, 5-4
2016 Norfolk, 6-4
2017 Tied, 3-3
2018 Norfolk, 6-4
2019 Norfolk, 6-4



KEEGAN AKIN



SEASON IN REVIEW

2019 INTERNATIONAL LEAGUE FINAL STANDINGS

South				North					
W	L	PCT.	GB	W	L	PCT.	GB		
Gwinnett	80	59	.576	--	Scranton/WB	76	65	.539	--
*Durham	75	64	.540	-5.0	Syracuse	75	66	.532	-1.0
Charlotte	75	64	.540	-5.0	Buffalo	71	69	.507	-4.5
Norfolk	60	79	.432	-20.0	Rochester	70	70	.500	-5.5
					Lehigh Valley	66	74	.471	-9.5
					Pawtucket	59	81	.421	-16.5

West				
W	L	PCT.	GB	
Columbus	81	59	.579	--
Indianapolis	66	74	.471	-15.0
Toledo	66	74	.471	-15.0
Louisville	59	81	.421	-22.0

2019 Governors' Cup Championship

Semifinals (Best of Five)

South/West

Columbus 5, Gwinnett 4
Columbus 7, Gwinnett 3
Gwinnett 10, Columbus 6
Columbus 5, Gwinnett 4

(Columbus wins series, 3-1)

North/Wild Card

Durham 9, Scranton/WB 3
Durham 4, Scranton/WB 2
Durham 17, Scranton/WB 2

(Durham wins series, 3-0)

Governors' Cup Final

Championship (Best of Five)

Columbus 8, Durham 3
Columbus 7, Durham 4
Columbus 6, Durham 2

(Columbus wins series, 3-0)

Triple-A National Championship

(One-game championship played in Memphis between PCL and IL winners)

Sacramento 4, Columbus 0

2019 IL AWARD WINNERS

MOST VALUABLE PLAYER	Ryan Mountcastle	Norfolk
MOST VALUABLE PITCHER	Mitch Keller	Indianapolis
ROOKIE-OF-THE-YEAR	Aristides Aquino	Louisville
MANAGER-OF-THE-YEAR	Damon Berryhill	Gwinnett

2019 IL POSTSEASON ALL-STAR TEAM

CATCHER	Eric Haase	Columbus
FIRST BASE	Ryan Mountcastle	Norfolk
SECOND BASE	Jake Elmore	Indianapolis
THIRD BASE	Kean Wong	Durham
SHORTSTOP	Jake Cronenworth	Durham
OUTFIELDER	Brandon Barnes	Columbus
OUTFIELDER	Adam Duvall	Gwinnett
OUTFIELDER	Aristides Aquino	Louisville
UTILITY PLAYER	Ryan McBroom	Scranton/WB
DESIGNATED HITTER	Bobby Bradley	Columbus
STARTING PITCHER	Mitch Keller	Indianapolis
RELIEF PITCHER	Trevor Kelley	Pawtucket

2019 INTERNATIONAL LEAGUE ATTENDANCE

	Openings	Openings Lost	Total	Average
Columbus Clippers	68	2	590,504	8,684
Indianapolis Indians	68	2	586,860	8,630
Lehigh Valley IronPigs	68	2	585,110	8,605
Charlotte Knights	68	2	581,006	8,544
Buffalo Bisons	65	4	518,741	7,981
Durham Bulls	69	1	529,105	7,668
Toledo Mud Hens	67	2	481,496	7,187
Louisville Bats	70	0	485,356	6,934
Rochester Red Wings	66	4	451,853	6,846
Scranton/WB RailRiders	65	6	414,891	6,383
Norfolk Tides	66	4	350,086	5,304
Pawtucket Red Sox	63	7	331,010	5,254
Syracuse Chiefs	66	4	327,478	4,962
Gwinnett Stripers	67	3	212,342	3,169

2019 INTERNATIONAL LEAGUE TEAM STATS

TEAM BATTING

TEAM	AVG.	G	AB	R	H	TB	2B	3B	HR	RBI	BB	SO	SB	CS	OBP
Rochester	.278	140	4780	790	1330	2203	299	26	174	753	455	1179	75	19	.350
Scranton/WB	.277	141	4714	786	1306	2282	296	22	212	741	496	1056	77	35	.351
Toledo	.274	140	4789	749	1314	2113	256	39	155	709	481	1234	128	48	.347
Norfolk	.271	139	4702	702	1275	2031	270	24	146	654	438	1042	67	38	.337
Charlotte	.270	139	4641	792	1255	2191	268	22	208	751	560	1189	72	34	.352
Lehigh Valley	.270	140	4722	702	1273	2063	254	28	160	665	494	1299	68	40	.344
Gwinnett	.269	139	4715	781	1269	2173	254	25	200	740	498	1265	63	30	.348
Durham	.269	139	4653	738	1250	2098	259	29	177	702	560	1193	78	39	.353
Louisville	.262	140	4688	650	1229	2027	257	26	163	609	456	1200	92	55	.333
Buffalo	.261	140	4588	688	1198	1989	243	40	156	655	481	1153	120	51	.337
Columbus	.256	140	4746	749	1217	2185	265	32	213	723	564	1392	104	39	.341
Syracuse	.255	141	4600	721	1172	1998	255	20	177	678	517	1338	123	49	.338
Indianapolis	.253	140	4624	616	1170	1898	275	27	133	567	456	1198	69	41	.327
Pawtucket	.251	140	4563	646	1146	1908	240	12	166	607	475	1186	69	46	.327

TEAM PITCHING

TEAM	W-L	ERA	G	CG	SHO	SV	IP	H	R	ER	HR	BB	SO	WP	AVG
Gwinnett	80-59	4.29	139	0	5	35	1218.0	1195	641	580	134	449	1203	62	.257
Syracuse	75-66	4.51	141	1	8	39	1209.0	1296	662	606	160	420	1060	76	.274
Columbus	81-59	4.71	140	1	7	35	1232.2	1205	689	645	198	491	1291	87	.255
Pawtucket	59-81	4.71	140	5	3	39	1190.0	1206	700	623	177	529	1061	69	.265
Durham	75-64	4.74	139	1	10	38	1205.2	1234	698	635	190	443	1329	62	.263
Indianapolis	66-74	4.82	140	1	6	43	1213.1	1214	695	650	158	528	1244	68	.262
Rochester	70-70	4.91	140	0	2	32	1195.0	1222	719	652	161	486	1285	96	.264
Louisville	59-81	4.91	140	1	7	29	1222.1	1270	741	667	157	554	1143	63	.268
Buffalo	71-69	4.93	140	1	8	33	1196.2	1194	738	655	189	529	1196	75	.257
Toledo	66-74	4.94	140	2	10	26	1217.0	1252	728	668	168	482	1267	67	.265
Scranton/WB	76-65	4.94	141	3	6	35	1204.0	1207	732	661	178	485	1319	69	.260
Lehigh Valley	66-74	5.23	140	1	3	35	1206.0	1210	790	701	179	577	1183	86	.259
Charlotte	75-64	5.37	139	2	7	41	1197.2	1383	775	715	203	454	1148	90	.291
Norfolk	60-79	5.58	139	1	9	32	1196.0	1316	802	741	188	504	1195	49	.278

TEAM FIELDING

TEAM	PCT.	TC	PO	A	E	DP	DP	PB	SB	CS
Columbus	.983	4983	3698	1200	85	103	0	17	66	45
Indianapolis	.983	4957	3640	1231	86	125	0	5	110	48
Toledo	.982	4864	3651	1127	86	113	0	7	88	35
Louisville	.982	5075	3667	1318	90	134	0	10	121	44
Pawtucket	.982	4898	3570	1240	88	128	0	19	86	52
Charlotte	.982	5005	3593	1321	91	136	0	21	82	39
Durham	.981	4846	3617	1137	92	103	0	15	65	37
Syracuse	.981	4986	3627	1263	96	136	1	15	60	44
Scranton/WB	.980	4854	3612	1147	95	99	0	10	101	43
Rochester	.979	4925	3585	1239	101	115	0	10	98	36
Norfolk	.979	4914	3588	1223	103	109	0	10	81	40
Gwinnett	.978	4998	3654	1235	109	134	1	18	48	44
Lehigh Valley	.977	4948	3618	1214	116	121	0	19	114	30
Buffalo	.976	4868	3590	1162	116	118	0	17	85	27



The Columbus Clippers celebrate their 2019 Governors' Cup championship.

2019 INTERNATIONAL LEAGUE LEADERS

BATTING

<u>Batting Average</u>			<u>Games</u>			<u>At-Bats</u>			<u>Home Runs</u>			<u>RBI</u>		
Cronenworth, Jake	DUR	.334	Colón, Christian	LOU	136	Mountcastle, Ryan	NOR	520	Bradley, Bobby	COL	33	Barnes, Brandon	ROC	95
Elmore, Jake	IND	.322	Mendick, Danny	CHA	133	Colón, Christian	LOU	497	Duvall, Adam	GWN	32	Duvall, Adam	GWN	93
Castillo, Ali	LHV	.316	Craig, Will	IND	131	Craig, Will	IND	494	Barnes, Brandon	ROC	30	Rosario, Willin	ROC	91
McBroom, Ryan	SWB	.315	Espinosa, Danny	SYR	129	Barnes, Brandon	ROC	478	Kivlehan, Patrick	BUF	29	Espinosa, Danny	SYR	84
Mountcastle, Ryan	NOR	.312	Canelo, Malquin	LHV	128	Mendick, Danny	CHA	477	Aquino, Aristides	LOU	28	Mountcastle, Ryan	NOR	83
LaMarre, Ryan	ROC	.311							Haase, Eric	COL	28			
Williams, Mason	NOR	.308	<u>Stolen Bases</u>			<u>Hits</u>			Jackson, Alex	GWN	28	<u>Triples</u>		
Wong, Kean	DUR	.307	Robson, Jacob	TOL	25	Mountcastle, Ryan	NOR	162	O'Grady, Brian	LOU	28	Castro, Willin	TOL	8
Johnson, Daniel	COL	.306	Colón, Christian	LOU	24	Colón, Christian	LOU	149				LaMarre, Ryan	ROC	8
Castro, Willi	TOL	.301	Woodrow, Danny	TOL	23	Castro, Willi	TOL	140	<u>Doubles</u>			Brito, Socrates	BUF	7
			Alford, Anthony	BUF	22	Wong, Kean	DUR	139	Wiel, Zander	ROC	40	Alcantara, Aristides	SYR	6
<u>On-Base Percentage</u>			Romine, Austin	LHV	21	Williams, Mason	NOR	136	Colón, Christian	LOU	37	Cameron, Daz	TOL	6
Cronenworth, Jake	DUR	.429	<u>Slugging Percentage</u>			<u>Extra-Base Hits</u>			Mountcastle, Ryan	NOR	35	Crook, Narcisco	LOU	6
Lowe, Nate	DUR	.421	Duvall, Adam	GWN	.602	Wiel, Zander	ROC	69	Ortega, Rafael	GWN	34	Wong, Kean	DUR	6
McBroom, Ryan	SWB	.402	McBroom, Ryan	SWB	.574	Mountcastle, Ryan	NOR	61	Amburgey, Trey	SWB	31			
Elmore, Jake	IND	.387	Bradley, Bobby	COL	.567	Barnes, Brandon	ROC	60	Elmore, Jake	IND	31	<u>Total Bases</u>		
Demeritte, Travis	TOL	.387	Demeritte, Travis	TOL	.558	O'Grady, Brian	LOU	59	Mathias, Mark	COL	31	Mountcastle, Ryan	NOR	274
			O'Grady, Brian	LOU	.550	Ortega, Rafael	GWN	58	<u>Runs Scored</u>			Barnes, Brandon	ROC	241
<u>Strikeouts</u>			<u>Walks</u>			<u>OPS</u>			McBroom, Ryan	SWB	87	Wiel, Zander	ROC	241
Tajjeron, Travis	SYR	165	Ockimey, Josh	PAW	82	McBroom, Ryan	SWB	.976	Wiel, Zander	ROC	86	McBroom, Ryan	SWB	237
Wiel, Zander	ROC	158	Lowe, Nate	DUR	72	Duvall, Adam	GWN	.966	Ortega, Rafael	GWN	83	O'Grady, Brian	LOU	236
Bradley, Bobby	COL	153	Palka, Daniel	CHA	72	Cronenworth, Jake	DUR	.949	Palka, Daniel	CHA	83			
Cameron, Daz	TOL	152	Palka, Daniel	CHA	70	Demeritte, Travis	TOL	.945	Mountcastle, Ryan	NOR	81			
Barnes, Brandon	ROC	150	Skole, Matt	CHA	66	Lowe, Nate	DUR	.929						
			Mendick, Danny	CHA	66									



Ryan Mountcastle paced the International League with 162 hits in 2019, becoming the first Norfolk player to lead the league in hits since Mike Cervenak in 2007.

PITCHING

<u>ERA</u>			<u>Wins</u>			<u>Saves</u>			<u>Walks</u>			<u>Games</u>		
Wilson, Bryse	GWN	3.42	Wright, Kyle	GWN	11	Kelley, Trevor	PAW	12	Reid-Foley, Sean	BUF	65	Kelley, Trevor	PAW	52
Despaigne, Odrisamer	CHA	3.47	Feyereisen, J.P.	SWB	10	Milner, Hoby	DUR	12	Akin, Keegan	NOR	61	Thielbar, Caleb	GWN	51
Stankiewicz, Teddy	PAW	3.85	Oswalt, Corey	SYR	10	DuRapau, Montana	IND	10	Chiang, Shao-Ching	COL	57	Milner, Hoby	DUR	50
Peoples, Michael	COL	3.98	Peoples, Michael	COL	10	Bass, Anthony	LOU	9	Mella, Keury	LOU	56	Sulser, Cole	DUR	49
Wright, Kyle	GWN	4.17	Pinto, Ricardo	DUR	10	Harvey, Joe	SWB	9	Ysla, Luis	NOR	55	Herget, Jimmy	LOU	48
Akin, Keegan	NOR	4.73	Wilson, Bryse	GWN	10	Krol, Ian	ROC	9				Schreiber, John	TOL	48
Ramírez, Erasmo	PAW	4.74				Neverauskas, Dovydas	IND	9	<u>Games Started</u>					
Mella, Keury	LOU	5.05	<u>Strikeouts</u>			Peterson, Tim	SYR	9	Gutierrez, Vladimir	LOU	27	<u>Home Runs Allowed</u>		
Slegers, Aaron	DUR	5.05	Akin, Keegan	NOR	131	<u>Innings Pitched</u>			Mella, Keury	LOU	27	Nicolino, Justin	CHA	36
Chiang, Shao-Ching	COL	5.15	Chiang, Shao-Ching	COL	128	Peoples, Michael	COL	144.2	Chiang, Shao-Ching	COL	26	Gutierrez, Vladimir	LOU	26
			Despaigne, Odrisamer	CHA	124	Mella, Keury	LOU	142.2	Akin, Keegan	NOR	24	Stankiewicz, Teddy	PAW	26
<u>WHIP</u>			Keller, Mitch	IND	123	Gutierrez, Vladimir	LOU	137.0	Ramírez, Erasmo	PAW	24	Camarena, Daniel	SWB	22
Wilson, Bryse	GWN	1.21	Peoples, Michael	COL	122	Nicolino, Justin	CHA	135.1				Mella, Keury	LOU	22
Wright, Kyle	GWN	1.26	<u>Losses</u>			Chiang, Shao-Ching	COL	131.0	<u>Holds</u>			Slegers, Aaron	DUR	22
Peoples, Michael	COL	1.29	Mella, Keury	LOU	14	Stankiewicz, Teddy	PAW	131.0	Herget, Jimmy	LOU	11	Watkins, Spenser	TOL	22
Ramírez, Erasmo	PAW	1.34	Gutierrez, Vladimir	LOU	11				Nogosek, Stephen	SYR	10			
Despaigne, Odrisamer	CHA	1.34	Alexander, Tyler	TOL	10				Jackson, Zach	BUF	9			
			Shepherd, Chandler	NOR	10				Sulser, Cole	DUR	9			
			Chiang, Shao-Ching	COL	9				Hanhold, Eric	SYR	8			
			Vera, Eduardo	IND	9				Krol, Ian	ROC	8			
									Milner, Hoby	DUR	8			
									Zamora, Daniel	SYR	8			

2019 NORFOLK TIDES INDIVIDUAL STATISTICS

BATTER	AVG.	G	AB	R	H	2B	3B	HR	RBI	BB	SO	SB	CS	OBP
Bannon, Rylan	.317	20	82	18	26	10	0	3	17	3	14	0	1	.344
Bostick, Christopher	.258	106	392	59	101	22	3	12	50	33	99	4	2	.323
Brugman, Jaycob	.125	3	8	1	1	0	0	1	1	0	3	0	0	.125
Cervenka, Martin	.372	12	43	3	16	3	0	0	4	5	12	0	0	.438
Clare, Chris	.500	2	2	1	1	0	0	1	2	1	1	0	0	.667
Feliz, Anderson	.207	42	135	16	28	7	0	1	14	13	47	0	1	.277
Hays, Austin	.254	59	240	43	61	16	1	10	27	11	61	6	4	.304
Mountcastle, Ryan	.312	127	520	81	162	35	1	25	83	24	130	2	1	.344
Mullins, Cedric	.205	66	268	40	55	8	2	5	24	25	51	13	4	.272
Pérez, Carlos	.125	8	24	2	3	1	0	0	0	1	4	0	0	.160
Peterson, Jace	.313	90	326	58	102	25	5	10	46	46	56	13	3	.398
Reinheimer, Jack	.246	106	342	43	84	15	2	4	31	40	77	12	4	.323
Rickard, Joey	.203	18	64	10	13	5	0	4	10	11	16	1	0	.338
Rifaela, Ademar	.236	38	127	17	30	6	3	2	11	11	34	0	0	.310
Rondon, Jose	.219	21	73	9	16	4	0	2	12	10	22	1	0	.313
Ruiz, Rio	.357	3	14	1	5	0	0	1	7	0	3	0	0	.333
Santander, Anthony	.259	48	193	30	50	15	0	5	28	13	38	3	2	.311
Sisco, Chance	.292	45	168	31	49	10	0	10	37	20	44	0	0	.388
Smith Jr, Dwight	.311	11	45	9	14	2	0	3	12	3	8	0	0	.367
Stewart, DJ	.291	63	230	42	67	19	2	12	47	38	51	5	4	.396
Sucre, Jesús	.283	50	184	20	52	15	0	0	19	12	29	0	0	.333
Trumbo, Mark	.214	12	42	5	9	3	0	4	10	6	15	0	0	.313
Vielma, Engelb	.204	37	113	13	23	7	1	0	9	14	33	0	1	.308
Vincej, Zach	.270	101	366	49	99	22	0	8	51	24	64	0	4	.317
Wilkerson, Stevie	.323	16	62	13	20	0	1	2	10	3	9	3	0	.354
Williams, Mason	.308	121	442	62	136	15	3	18	67	46	86	4	7	.371
Wynns, Austin	.264	62	197	26	52	5	0	3	25	25	35	0	0	.351
TOTALS	.271	139	4702	702	1275	270	24	146	654	438	1042	67	38	.337

PITCHER	W-L	ERA	G	GS	CG	HLD	SV	IP	H	R	ER	HR	BB	SO
Akin, Keegan	6-7	4.73	25	24	0	1	0	112.1	109	64	59	10	61	131
Araujo, Pedro	0-1	12.54	4	0	0	0	0	9.1	16	15	13	6	5	9
Blach, Ty	0-1	16.88	2	2	0	0	0	5.1	17	10	10	1	2	5
Cervenka, Hunter	1-0	2.25	9	0	0	3	0	12.0	7	4	3	0	5	18
Chleborad, Tanner	0-0	7.11	3	0	0	0	0	6.1	8	5	5	1	4	4
Eades, Ryan	0-0	0.00	2	0	0	0	0	1.2	2	0	0	0	1	1
Erwin, Tyler	0-0	19.29	1	0	0	0	0	2.1	5	5	5	1	0	1
Eshelman, Tom	2-1	4.70	7	6	0	0	0	38.1	43	21	20	6	7	28
Flaa, Jay	2-3	5.24	29	3	0	2	4	55.0	53	35	32	8	26	43
Fry, Paul	0-0	36.00	1	0	0	0	0	1.0	4	4	4	1	1	3
Gilmartin, Sean	3-3	3.95	32	3	0	2	0	66.0	54	32	29	8	23	74
González, Luis	1-4	8.69	23	1	0	1	2	29.0	43	28	28	8	11	40
Harvey, Hunter	1-1	4.32	12	0	0	6	0	16.2	13	8	8	2	5	22
Herb, Tyler	4-8	7.16	16	13	0	0	0	76.2	109	66	61	20	37	63
Hess, David	3-2	4.57	13	4	0	1	1	41.1	41	21	21	7	12	47
Jiménez, Francisco	1-0	7.71	4	0	0	0	0	11.2	14	10	10	4	5	16
Karns, Nate	0-0	81.00	1	0	0	0	0	0.1	2	3	3	1	2	0
Kline, Brandon	1-1	6.86	18	0	0	1	2	21.0	27	17	16	4	13	27
Kremer, Dean	0-2	8.84	4	4	0	0	0	19.1	30	19	19	2	4	21
Lee, Chris	3-2	5.91	18	0	0	1	2	45.2	55	35	30	8	22	46
Long, Lucas	0-2	9.53	7	1	0	1	0	11.1	19	14	12	1	4	8
Lucas, Josh	0-2	6.85	20	2	0	1	2	23.2	29	19	18	4	12	19
Muckenhirn, Zach	0-1	17.18	4	0	0	0	0	3.2	9	7	7	1	4	8
Ortiz, Luis	3-7	6.38	14	14	0	0	0	66.1	77	56	47	15	31	47
Phillips, Evan	1-2	3.86	27	0	0	2	1	39.2	35	18	17	2	17	44
Ramírez, Yefry	1-1	1.50	4	4	0	0	0	18.0	11	4	3	2	9	24
Rogers, Josh	2-6	8.51	11	11	0	0	0	55.0	86	53	52	18	10	33
Scott, Tanner	3-4	2.98	30	0	0	0	7	45.1	35	21	15	2	15	57
Scott, Tayler	0-0	0.56	13	0	0	2	6	16.0	11	1	1	0	3	21
Shepherd, Chandler	3-5	4.60	14	12	1	1	0	72.1	75	41	37	8	23	73
Straily, Dan	4-0	2.38	6	6	0	0	0	34.0	24	9	9	4	8	38
Tate, Dillon	2-0	2.00	4	0	0	0	2	9.0	7	2	2	1	1	7
Wotherspoon, Matt	5-2	5.54	33	3	0	1	1	65.0	65	41	40	10	27	67
Yacabonis, Jimmy	2-2	4.50	17	0	0	0	2	24.0	26	15	12	2	15	22
Ynoa, Gabriel	1-0	4.76	3	3	0	0	0	17.0	13	9	9	3	6	13
Ysla, Luis	3-6	6.62	22	16	0	0	0	85.2	98	68	63	14	55	82
Zimmermann, Bruce	2-3	4.89	7	7	0	0	0	38.2	44	22	21	3	18	33
TOTALS	60-79	5.58	139	139	1	26	32	1196.0	1316	802	741	188	504	1195

2019 TIDES HIGHS AND LOWS

Team Batting

Most Runs, Game	17, 8/26 @ GWN
Most Runs, Inning	10, 2nd inning, 7/20 vs. LHV
Most Hits, Game	20, 5/4 vs. CHA
Most Hits, Inning	7, 2x, last: 1st inning, 6/27 @ DUR
Fewest Hits, Game	1, 2x, last: 4/9-G2 @ CHA
Most Doubles, Game	6, 3x, last: 9/1 vs. CHA
Most Triples, Game	1, several times
Most Home Runs, Game	5, 7/25 @ ROC
Most Home Runs, Inning	2, 9x, last: 5th inning, 8/10 vs. SYR
Most At-Bats, Game	53, 5/25 @ GWN
Most Extra-Base Hits, Game	9, 6/27 @ DUR
Most Walks, Game	9, 4/26 @ LOU
Most Strikeouts, Game	15, 6/4 @ DUR
Most Stolen Bases, Game	3, 3x, last: 6/19 @ SWB
Most Caught Stealing, Game	4, 8/14 @ PAW
Most Left On Base	15, 5/25 @ GWN

Individual Batting

Most At-Bats, Game	7, 2x, last: Mullins and Bostick, 5/25 @ GWN
Most Runs, Game	4, 2x, last: Zach Vincej, 8/26 @ GWN
Most Hits, Game	4, 10x, last: Austin Wynns, 8/6 vs. IND
Most Doubles, Game	2, several times
Most Triples, Game	1, several times
Most Home Runs, Game	3, Ryan Mountcastle, 6/2 vs. LOU
Most RBI, Game	7, DJ Stewart, 5/8 vs. PAW
Most Total Bases, Game	12, Ryan Mountcastle, 6/2 vs. LOU
Most Extra-Base Hits, Game	3, 7x, last: Rylan Bannon, 8/25 @ CHA
Most Walks, Game	4, Austin Wynns, 4/26 @ LOU
Most Strikeouts, Game	4, 5x, last: Christopher Bostick, 7/12 @ DUR
Most Stolen Bases, Game	2, 3x, last: Mason Williams, 6/19 @ SWB
Most Caught Stealing, Game	1, several times
Longest Hitting Streak	16 games, Jesús Sucre, 6/12 - 7/7

Team Pitching

Fewest Hits Allowed, Game	2, 2x, last: 8/29 @ GWN
Most Strikeouts, Game	17, 5/25 @ GWN
Most Walks, Game	10, 2x, last: 7/5 @ CHA
Most Runs Allowed, Game	16, 7/23 @ ROC
Most Runs Allowed, Inning	7, 6th inning, 4/29 @ DUR
Most Hits Allowed, Game	22, 7/23 @ ROC
Most Hits Allowed, Inning	7, 3x, last: 2nd inning, 7/23 @ ROC
Most Home Runs Allowed, Game	6, 5/24 @ GWN
Most Home Runs, Inning	3, 2x, last: 2nd inning, 7/1 vs. GWN
Most Extra-Base Hits Allowed, Game	12, 7/23 @ ROC
Most Pitchers Used, Game	5, 12x, last: 8/14 @ PAW
Most Relief Innings Pitched, Game	8.2, 7/5 @ CHA
Most Relief Runs Allowed, Game	12, 7/30 vs. CHA
Most Relief Strikeouts, Game	12, 7/5 @ CHA
Most Relief Walks Issued, Game	10, 7/5 @ CHA
Most Left On Base	15, 5/25 @ GWN

Individual Pitching

Most Innings, Starter	8.0, Chandler Shepherd, 8/30 vs. CHA
Most Innings, Reliever	5.1, Herb, 7/5 @ CHA
Most Strikeouts, Starter	10, 2x, last: Tyler Herb, 7/13 @ DUR
Most Strikeouts, Reliever	7, 2x, last: Tyler Herb, 7/5 @ CHA
Most Walks, Starter	7, Keegan Akin, 8/24-G1 @ CHA
Most Walks, Reliever	4, Tanner Chleborad, 4/27 @ LOU
Most Hits Allowed, Starter	13, 3x, last: Ty Blach, 8/28 @ GWN
Most Hits Allowed, Reliever	9, Chris Lee, 5/30 vs. COL
Most ER Allowed, Starter	9, 3x, last: Josh Rogers, 5/29 vs. COL
Most ER Allowed, Reliever	8, Chris Lee, 5/30 vs. COL
Most HR Allowed, Starter	4, 2x, last: Tyler Herb, 6/18 @ SWB
Most HR Allowed, Reliever	3, 2x, last: Pedro Araújo, 7/28 @ LHV
Most Pitches, Starter	107, Luis Ysla, 5/8 vs. PAW
Most Pitches, Reliever	93, Tyler Herb, 7/5 @ CHA
Consecutive Scoreless IP	15.0, Tayler Scott, 6/29 - 9/2

Miscellaneous

Longest Winning Streak	5 games, 2x, last: 8/10 - 8/15
Longest Losing Streak	9 games, 6/18 - 6/25
Largest Margin of Victory	10 runs, 8/26 @ GWN (17-7 win)
Largest Margin of Defeat	13 runs, 7/23 @ ROC (16-3 loss)
Largest Comeback Win	7 runs, 7/19 vs. LHV (trailed 7-0, won 9-7)
Largest Lead Blown, Loss	5 runs, 2x, last: 6/20 @ SWB (led 7-2, lost 9-7)
Longest Game Time, 9 Innings	3:41, 5/4 vs. CHA
Longest Game Time, 7 Innings	2:33, 8/8-1 vs. IND
Shortest Game Time, 9 Innings	2:04, 6/29 vs. CHA
Shortest Game Time, 7 Innings	1:40, 4/20-2 vs. CHA
Longest Game Time, Extra Innings	4:12, 5/25 @ GWN (13 innings)
Longest Game, Innings	13 innings, 5/25 @ GWN

Defense

Most Errors, Tides, Game	4, 5/4 vs. CHA
Most Errors, Tides, Individual	3, Jace Peterson, 5/25 @ GWN
Most Errors, Opponent, Game	4, 2x, last: 8/28 @ GWN
Consecutive Games Without Error	11 games, 5/8 - 5/21
Consecutive Games With Error	6 games, 4/20-G2 - 4/26
Most Double Plays Turned, Team	5, 4/7 @ GWN
Most Double Plays Hit Into	3, 6x, last: 8/14 @ PAW
Most Stolen Bases Allowed	5, 8/18 @ SYR
Most Runners Caught Stealing	2, 3x, last: 6/01 vs. LOU

2019 RUNS BY INNINGS

	1st	2nd	3rd	4th	5th	6th	7th	8th	9th	Extra	Total
OPP	97	99	78	105	101	84	68	85	64	21	802
TIDES	84	87	86	66	103	74	64	81	44	13	702

2019 TIDES PITCHING SPLITS

	G	W	L	SV	ERA	IP	H	R	ER	HR	BB	SO
Starters	139	30	53	0	5.94	654.0	750	461	432	112	275	598
Relievers	138	30	26	32	5.13	542.0	566	341	309	76	229	597
Home	69	33	36	20	5.31	613.0	652	392	362	86	242	593
Road	70	27	43	12	5.85	583.0	664	410	379	102	262	602
April	26	10	16	4	5.40	220.0	247	151	132	32	98	209
May	27	12	15	5	5.84	242.0	267	173	157	43	104	208
June	29	10	19	6	5.15	248.0	262	154	142	46	102	258
July	27	9	18	8	7.64	231.0	294	203	196	44	108	252
August	28	17	11	9	4.08	236.0	226	113	107	21	89	247
September	2	2	0	0	3.32	19.0	20	8	7	2	3	21
TOTALS	139	60	79	32	5.58	1196.0	1316	802	741	188	504	1195

2019 TIDES CATCHING STATS

Catcher	CS	SB	ATT	PCT	IP	ER	ERA
Pérez, Carlos	4	3	7	57.1%	51.1	26	4.56
Sisco, Chance	6	28	34	17.6%	297.2	176	5.32
Sucre, Jesús	11	16	27	40.7%	300.0	229	6.87
Wynns, Austin	17	32	49	34.7%	455.0	253	5.00
Cervenka, Martin	2	2	4	50.0%	92.0	57	5.58
TOTALS	40	81	121	33.1%	1196.0	741	5.58

2019 HOME RUNS (146)

Player	Number	Solo	2-run	3-run	GS	vs. LHP	vs. RHP	Home	Road
Bannon, Rylan	3	1		1	1	2	1		3
Brugman, Jaycob	1	1					1		1
Bostick, Christopher	12	6	6			1	11	2	10
Clare, Chris	1		1			1			1
Féliz, Anderson	1	1					1	1	
Hays, Austin	10	9	1			2	8	6	4
Mountcastle, Ryan	25	16	8	1		9	16	15	10
Mullins, Cedric	5	2	1	2		2	3	4	1
Peterson, Jace	10	7	2	1		1	9	6	4
Reinheimer, Jack	4	3	1				4	1	3
Rickard, Joey	4	2	1	1		1	3	2	2
Rifaela, Ademar	2	2					2		2
Rondón, José	2	1	1			1	1	1	1
Ruiz, Rio	1		1				1	1	
Santander, Anthony	5	2	2	1		3	2	3	2
Sisco, Chance	10	3	6	1		3	7	7	3
Smith Jr., Dwight	3	1	1	1		1	2	1	2
Stewart, DJ	12	4	5	2	1	6	6	6	6
Trumbo, Mark	4	2	2			2	2		4
Vincej, Zach	8	4	3	1			8	2	6
Wilkerson, Stevie	2		1	1		1	1	1	1
Williams, Mason	18	9	7	2		4	14	5	13
Wynns, Austin	3	2	1			2	1	1	2
TOTALS	146	78	51	15	2	42	104	65	81

2019 NORFOLK TIDES CUMULATIVE ROSTER

68 Players were on Norfolk's roster - 64 players appeared in a game

PITCHERS (39)

Akin, Keegan
 Alvarado, Cristian (DNP)
Araújo, Pedro
Blach, Ty
 Cervenka, Hunter
 Chleborad, Tanner
Eades, Ryan
 Erwin, Tyler
Eshelman, Tom*
 Flaa, Jay
Fry, Paul
Gilmartin, Sean
 Gonzalez, Brian (DNP)
 González, Luis
Harvey, Hunter*
 Herb, Tyler
Hess, David
 Jiménez, Francisco
 Karns, Nate (MLB Rehab)
 Kline, Branden*

Kremer, Dean
 Lee, Chris
 Long, Lucas
Lucas, Josh
 Muckenhirn, Zach
Ortiz, Luis
Phillips, Evan
Ramirez, Yefry
Rogers, Josh
Scott, Tanner
Scott, Tayler
Shepherd, Chandler*
Straily, Dan
Tate, Dillon*
Wotherspoon, Matt*
 Yacabonis, Jimmy
 Ynoa, Gabriel
 Ysla, Luis
 Zimmermann, Bruce

INFELDERS (13)

Bannon, Rylan
 Bostick, Christopher
 Clare, Chris
 Féliz, Anderson
 Mountcastle, Ryan
Peterson, Jace
 Reinheimer, Jack
Rondón, José
 Ruiz, Rio
Trumbo, Mark (MLB Rehab)
 Vielma, Engelb
 Vincej, Zach
 Wilkerson, Stevie

OUTFIELDERS (9)

Brugman, Jaycob
 Hays, Austin
Mullins, Cedric
Rickard, Joey
 Rifaela, Ademar
Santander, Anthony
Smith Jr, Dwight
 Stewart, DJ
 Williams, Mason

CATCHERS (7)

Cervenka, Martin
 Levy, Stuart (DNP)
 Pérez, Carlos
 Pérez, Pedro (DNP)
Sisco, Chance
Sucre, Jesús
Wynns, Austin

Players in bold (37) appeared on both the Tides and Orioles active rosters in 2019

* Made MLB debut in 2019 (6)

2019 MISCELLANEOUS BREAKDOWN

	HOME	AWAY	TOTAL		HOME	AWAY	TOTAL		HOME	AWAY	TOTAL
Overall Record:	33-36	27-43	60-79	Mondays:	3-4	2-2	5-6	vs. IL South	17-17	14-21	31-38
Day Games:	10-8	8-19	18-17	Tuesdays:	5-6	3-7	8-13	vs. IL North	9-10	5-13	14-23
Night Games:	23-28	19-34	42-62	Wednesdays:	1-7	5-6	6-13	vs. IL West	7-9	7-9	14-18
Series Record (W-L-Split):	8-11-3	6-13-3	14-24-6	Thursdays:	4-7	7-5	11-12	vs. NL Affiliates	12-9	9-16	21-25
Series Openers:	9-13	6-16	15-29	Fridays:	6-5	3-6	9-11	vs. AL Affiliates	21-27	17-27	38-54
Series Finales:	11-11	12-10	23-21	Saturdays:	7-4	4-9	11-13	White Jerseys:	14-19	0-0	14-19
Rubber Games:	2-3	3-1	5-4	Sundays:	7-3	3-8	10-11	Grey Jerseys:	0-0	12-13	12-13
April:	6-5	4-11	10-16	1-run games:	14-10	4-12	18-22	Orange Jerseys:	9-8	8-14	17-22
May:	5-11	7-4	12-15	2-run games:	4-2	6-6	10-8	Green Jerseys:	6-3	6-15	12-18
June:	6-8	4-11	10-19	Ahead after 7 innings:	28-3	23-4	51-7	Camouflage Jerseys:	1-2	0-0	1-2
July:	5-7	4-11	9-18	Behind after 7 innings:	4-32	1-36	5-68	Pajaritos Jerseys:	2-2	1-0	3-2
August:	9-5	8-6	17-11	Tied after 7 innings:	1-1	3-3	4-4	Tides score first:	17-10	20-16	37-26
September:	2-0	0-0	2-0	Ahead after 8 innings:	28-4	23-1	50-5	Opponents score first:	16-26	7-26	23-52
Pre-All-Star Break:	18-26	16-29	34-55	Behind after 8 innings:	2-27	0-32	2-59	Score at least 4 in game:	25-20	26-19	51-38
Post-All-Star Break:	15-10	11-14	26-24	Tied after 8 innings:	1-0	3-4	4-4	Score less than 4 in game:	8-16	1-23	9-39
vs. RH starters:	22-29	18-34	40-63	Extra-innings:	2-3	2-4	4-7	When Tides get Quality Start:	15-3	7-2	22-5
vs. LH starters:	11-7	9-9	20-16	Games decided on walk-off:	5-0	0-7	5-7	Most Games Up in IL South:			--
Doubleheaders (Sweep-Swept-Split):	0-1-2	0-3-2	0-4-4	Shutouts	5-2	4-5	9-7	Most Games Back in IL South:			-24.0, 8/1

2019 NORFOLK TIDES TRANSACTIONS (238)

APRIL (28 TRANSACTIONS)

1	4/9	RHP Evan Phillips recalled to Baltimore
2	4/9	RHP Lucas Long transferred to Norfolk from Class-A Aberdeen
3	4/10	LHP Josh Rogers recalled to Baltimore
4	4/10	RHP Jay Flaa transferred to Norfolk from Double-A Bowie
5	4/11	RHP Josh Lucas has contract selected by Baltimore
6	4/11	LHP Tanner Scott recalled to Baltimore
7	4/11	OF Jaycob Brugman placed on Injured List, retro to 4/10
8	4/11	LHP Chris Lee transferred to Norfolk from Double-A Bowie
9	4/11	IF Anderson Feliz transferred to Norfolk from Double-A Bowie
10	4/14	LHP Josh Rogers activated after being optioned from Baltimore
11	4/20	C Austin Wynns activated after being optioned from Baltimore
12	4/20	C Carlos Pérez transferred to Double-A Bowie
13	4/20	RHP Nate Karns added to Norfolk roster on MLB Rehab Assignment
14	4/20	RHP Branden Kline recalled to Baltimore as 26th Man for doubleheader
15	4/21	RHP Gabriel Ynoa has contract selected by Baltimore
16	4/21	RHP Tanner Chleborad transferred to Norfolk from Double-A Bowie
17	4/22	IF Stevie Wilkerson has contract selected by Baltimore
18	4/23	RHP Branden Kline activated after being optioned from Baltimore
19	4/23	OF Cedric Mullins activated after being optioned from Baltimore
20	4/25	RHP Nate Karns has MLB Rehab Assignment transferred to Double-A Bowie
21	4/28	RHP Josh Lucas activated after being outrighted from Baltimore
22	4/28	RHP Tyler Herb transferred to Norfolk from Double-A Bowie
23	4/28	C Carlos Pérez transferred to Norfolk from Double-A Bowie
24	4/28	C Austin Wynns recalled to Baltimore
25	4/28	RHP Luis Ortiz recalled to Baltimore
26	4/28	RHP Branden Kline recalled to Baltimore
27	4/29	RHP Yefry Ramirez recalled to Baltimore
28	4/30	RHP Luis Ortiz activated after being recalled from Baltimore

MAY (35 TRANSACTIONS)

29	5/1	RHP Jimmy Yacabonis activated after being optioned from Baltimore
30	5/1	RHP Tanner Chleborad transferred to Double-A Bowie
31	5/1	OF Anthony Santander recalled to Baltimore as 26th Man
32	5/2	Jesús Sucre activated after being outrighted from Baltimore
33	5/2	LHP Tanner Scott activated after being optioned from Baltimore
34	5/2	C Carlos Pérez transferred to Double-A Bowie
35	5/3	OF Anthony Santander activated after being optioned from Baltimore
36	5/3	RHP Lucas Long transferred to Double-A Bowie
37	5/4	C Jesús Sucre placed on Temporarily Inactive List
38	5/4	C Pedro Perez activated from Injured List
39	5/7	C Jesús Sucre reinstated from Temporarily Inactive List
40	5/7	C Pedro Perez placed on Injured List
41	5/11	RHP Jimmy Yacabonis recalled to Baltimore
42	5/12	RHP Evan Phillips activated after being optioned from Baltimore
43	5/13	OF Austin Hays reinstated from Injured List and transferred to Class-A Frederick
44	5/15	RHP Evan Phillips recalled to Baltimore as the 26th Man
45	5/17	RHP Evan Phillips activated after being optioned from Baltimore
46	5/18	RHP Jimmy Yacabonis activated after being optioned from Baltimore
47	5/18	LHP Luis González placed on Injured List
48	5/20	RHP Josh Lucas has contract selected by Baltimore
49	5/21	RHP Cristian Alvarado transferred to Norfolk from Double-A Bowie
50	5/24	OF Jaycob Brugman reinstated from Injured List
51	5/24	OF Jaycob Brugman released from Norfolk contract
52	5/24	RHP Cristian Alvarado transferred to Double-A Bowie
53	5/24	RHP Francisco Jiménez transferred to Norfolk from Double-A Bowie
54	5/26	RHP Evan Phillips recalled to Baltimore
55	5/26	IF Anderson Feliz placed on Temporarily Inactive List
56	5/26	RHP Francisco Jiménez transferred to Double-A Bowie
57	5/26	OF Joey Rickard activated after being optioned from Baltimore
58	5/26	RHP Chandler Shepherd activated after being optioned from Baltimore
59	5/26	LHP Luis González reinstated from Injured List
60	5/28	OF DJ Stewart recalled to Baltimore
61	5/28	RHP Evan Phillips activated after being optioned from Baltimore
62	5/29	IF Anderson Feliz reinstated from Temporarily Inactive List
63	5/29	LHP Luis González placed on Injured List

JUNE (51 TRANSACTIONS)

64	6/3	C Chance Sisco recalled to Baltimore
65	6/3	C Stuart Levy transferred to Norfolk from Class-A Frederick
66	6/4	C Austin Wynns activated after being optioned from Baltimore
67	6/4	C Stuart Levy transferred to Class-A Frederick
68	6/4	1B/OF Mark Trumbo added to Norfolk roster on MLB Rehab Assignment
69	6/5	IF Stevie Wilkerson activated after being optioned from Baltimore
70	6/5	IF Anderson Feliz transferred to Double-A Bowie
71	6/6	IF Stevie Wilkerson recalled to Baltimore
72	6/7	IF Anderson Feliz transferred to Norfolk from Double-A Bowie
73	6/7	OF Anthony Santander recalled to Baltimore
74	6/8	OF Austin Hays transferred to Norfolk from Double-A Bowie
75	6/8	RHP Evan Phillips recalled to Baltimore
76	6/9	RHP Branden Kline activated after being optioned from Baltimore
77	6/11	RHP Branden Kline transferred to Double-A Bowie
78	6/11	RHP Tom Eshelman activated after being acquired in trade with Philadelphia
79	6/14	RHP Luis Ortiz recalled to Baltimore
80	6/14	RHP Pedro Araújo transferred to Norfolk from Double-A Bowie
81	6/14	OF Mark Trumbo ends Major League Rehab Assignment
82	6/14	LHP Luis González reinstated from Injured List
83	6/14	LHP Josh Rogers recalled to Baltimore
84	6/15	RHP Jimmy Yacabonis recalled to Baltimore
85	6/15	RHP Evan Phillips activated after being optioned from Baltimore
86	6/17	RHP Luis Ortiz optioned to Norfolk from Baltimore
87	6/17	LHP Sean Gilmartin has contract selected by Baltimore
88	6/17	OF Joey Rickard designated for assignment
89	6/18	OF Dwight Smith Jr. added to Norfolk roster on MLB Rehab Assignment
90	6/19	RHP David Hess activated after being optioned from Baltimore
91	6/20	RHP Evan Phillips recalled to Baltimore
92	6/20	OF Dwight Smith Jr. ends Major League Rehab Assignment
93	6/20	OF Ademar Rifaela transferred to Norfolk from Double-A Bowie
94	6/21	LHP Zach Muckenhirn transferred to Norfolk from Double-A Bowie
95	6/21	LHP Tanner Scott recalled to Baltimore
96	6/22	RHP Matt Wotherspoon has contract selected by Baltimore
97	6/22	RHP Francisco Jimenez transferred to Norfolk from Double-A Bowie
98	6/22	IF Engelb Vielma transferred to Norfolk from Double-A Bowie
99	6/22	OF Austin Hays placed on Injured List (Retro to 6/21)
100	6/22	RHP Evan Phillips activated after being optioned from Baltimore
101	6/24	LHP Zach Muckenhirn transferred to Double-A Bowie
102	6/24	RHP Francisco Jimenez transferred to Double-A Bowie
103	6/24	LHP Paul Fry activated after being optioned from Orioles
104	6/24	LHP Sean Gilmartin activated after being optioned from Orioles
105	6/25	LHP Sean Gilmartin designated for assignment
106	6/25	RHP Pedro Araújo transferred to Norfolk from Double-A Bowie
107	6/26	LHP Paul Fry recalled to Baltimore from Norfolk
108	6/26	RHP Dan Straily outrighted to Norfolk from Baltimore
109	6/28	RHP Matt Wotherspoon activated after being optioned from Baltimore
110	6/28	RHP Tayler Scott activated after being optioned from Baltimore
111	6/28	LHP Luis Ysla placed on Injured List
112	6/28	RHP Pedro Araújo transferred to Double-A Bowie
113	6/29	LHP Chris Lee placed on Injured List
114	6/29	RHP Hunter Harvey transferred to Norfolk from Double-A Bowie

JULY (61 TRANSACTIONS)

115	7/1	RHP Tom Eshelman has contract selected by Baltimore
116	7/1	LHP Sean Gilmartin activated after being outrighted from Baltimore
117	7/2	LHP Tanner Scott activated after being optioned from Baltimore
118	7/2	RHP Matt Wotherspoon designated for assignment
119	7/4	RHP Luis Ortiz placed on Injured List
120	7/4	IF Christopher Bostick placed on Temporarily Inactive List
121	7/4	IF Chris Clare transferred to Norfolk from Double-A Bowie
122	7/6	RHP David Hess recalled to Baltimore

123	7/6	RHP Tom Eshelman activated after being optioned from Baltimore
124	7/7	RHP Jay Flaa transferred to Double-A Bowie
125	7/7	LHP Chris Lee reinstated from Injured List
126	7/8	IF Chris Clare transferred to Double-A Bowie
127	7/11	OF DJ Stewart added to Norfolk roster on MLB Rehab Assignment
128	7/11	OF Austin Hays reinstated from Norfolk Injured List
129	7/11	IF Christopher Bostick reinstated from Temporarily Inactive List
130	7/11	RHP Josh Lucas activated after being outrighted from Baltimore
131	7/11	OF Cedric Mullins transferred to Double-A Bowie
132	7/11	LHP Chris Lee released from Norfolk contract
133	7/11	LHP Luis Gonzalez transferred to Double-A Bowie
134	7/11	RHP Matt Wotherspoon activated after being outrighted from Baltimore
135	7/13	RHP Tayler Scott recalled to Baltimore
136	7/13	LHP Luis Ysla reinstated from Injured List
137	7/14	RHP Tom Eshelman recalled to Baltimore
138	7/14	LHP Zach Muckenhirn transferred to Norfolk from Double-A Bowie
139	7/15	OF DJ Stewart ends Major League Rehab Assignment
140	7/16	RHP David Hess activated after being optioned from Baltimore
141	7/16	LHP Zach Muckenhirn transferred to Double-A Bowie
142	7/16	IF Jace Peterson granted release from his Norfolk contract
143	7/18	OF DJ Stewart activated after being optioned from Baltimore
144	7/19	C Austin Wynns recalled to Baltimore
145	7/19	IF Jace Peterson signed to Norfolk contract
146	7/19	RHP Tayler Scott activated after being optioned from Baltimore
147	7/19	IF Engelb Vielma transferred to Double-A Bowie
148	7/19	LHP Tanner Scott placed on Baltimore Taxi Squad
149	7/19	C Martin Cervenka transferred to Norfolk from Double-A Bowie
150	7/20	LHP Luis Ysla placed on Temporarily Inactive List
151	7/20	RHP Francisco Jimenez transferred to Norfolk from Double-A Bowie
152	7/21	IF Engelb Vielma transferred to Norfolk from Double-A Bowie
153	7/21	RHP Branden Kline recalled to Baltimore
154	7/22	C Martin Cervenka transferred to Double-A Bowie
155	7/23	OF Mark Trumbo joins Norfolk on MLB Rehab Assignment
156	7/23	C Austin Wynns activated after being optioned from Baltimore
157	7/25	IF Jace Peterson placed on Baltimore Taxi Squad
158	7/25	LHP Luis Ysla reinstated from Temporarily Inactive List
159	7/25	RHP Francisco Jimenez transferred to Double-A Bowie
160	7/25	RHP Branden Kline activated after being optioned from Baltimore
161	7/26	RHP Evan Phillips recalled to Baltimore from Norfolk
162	7/27	RHP Pedro Araújo transferred to Norfolk from Double-A Bowie
163	7/27	INF Rio Ruiz optioned to Norfolk and placed on Temporarily Inactive List
164	7/28	LHP Bruce Zimmermann transferred to Norfolk from Double-A Bowie
165	7/28	RHP Tyler Herb transferred to Double-A Bowie
166	7/29	RHP David Hess recalled to Baltimore
167	7/29	LHP Tanner Scott activated after being optioned from Baltimore
168	7/30	RHP Chandler Shepherd recalled to Baltimore
169	7/30	RHP Jay Flaa transferred to Norfolk from Double-A Bowie
170	7/30	RHP Tyler Erwin transferred to Norfolk from Double-A Bowie
171	7/30	IF Rio Ruiz reinstated from Temporarily Inactive List
172	7/30	IF Rio Ruiz transferred to Double-A Bowie
173	7/30	RHP Pedro Araújo transferred to Double-A Bowie
174	7/31	RHP Dan Straily traded to Philadelphia organization
175	7/31	RHP Evan Phillips activated after being optioned from Baltimore

AUGUST (63 TRANSACTIONS)

176	8/1	RHP Chandler Shepherd activated after being optioned from Baltimore
177	8/1	LHP Tyler Erwin transferred to Double-A Bowie
178	8/2	IF Rio Ruiz transferred to Norfolk from Double-A Bowie
179	8/2	C Martin Cervenka transferred to Norfolk from Double-A Bowie
180	8/2	1B Mark Trumbo ends MLB Rehab Assignment
181	8/2	C Jesús Sucre placed on Restricted List
182	8/2	IF Anderson Feliz transferred to Double-A Bowie
183	8/3	RHP Branden Kline recalled to Baltimore
184	8/3	LHP Brian Gonzalez transferred to Norfolk from Double-A Bowie
185	8/5	RHP Tayler Scott recalled to Baltimore
186	8/6	OF DJ Stewart recalled to Baltimore
187	8/6	LHP Brian Gonzalez transferred to Double-A Bowie
188	8/6	RHP Dillon Tate activated after being optioned from Baltimore
189	8/6	LHP Ty Blach activated after being optioned from Baltimore
190	8/7	LHP Hunter Cervenka signed to Norfolk contract
191	8/8	LHP Luis Ysla released from Norfolk contract
192	8/8	IF José Rondón activated after being outrighted from Baltimore
193	8/9	IF Rio Ruiz recalled to Baltimore
194	8/9	RHP Jimmy Yacabonis activated after being optioned from Baltimore
195	8/10	RHP David Hess activated after being optioned from Baltimore
196	8/10	RHP Matt Wotherspoon placed on Injured List
197	8/12	RHP Jimmy Yacabonis recalled to Baltimore as 26th Man
198	8/12	RHP Evan Phillips recalled to Baltimore
199	8/12	LHP Ty Blach recalled to Baltimore
200	8/13	RHP Chandler Shepherd recalled to Baltimore
201	8/13	IF Rylan Bannon transferred to Norfolk from Double-A Bowie
202	8/13	RHP Tayler Scott activated after being optioned from Baltimore
203	8/14	OF DJ Stewart joins Norfolk on MLB Rehab Assignment
204	8/14	RHP Evan Phillips activated after being optioned from Baltimore
205	8/14	RHP Branden Kline activated after being optioned from Baltimore
206	8/16	OF DJ Stewart ends Major League Rehab Assignment
207	8/16	RHP Ryan Eades activated after being optioned from Baltimore
208	8/16	RHP Jay Flaa transferred to Double-A Bowie
209	8/16	IF Engelb Vielma placed on Temporarily Inactive List
210	8/16	RHP Dean Kremer transferred to Norfolk from Double-A Bowie
211	8/17	RHP Matt Wotherspoon reinstated from Norfolk Injured List
212	8/17	RHP Hunter Harvey recalled to Baltimore
213	8/19	RHP Jimmy Yacabonis activated after being outrighted from Baltimore
214	8/19	RHP Chandler Shepherd activated after being optioned from Baltimore
215	8/19	C Pedro Perez reinstated from Norfolk Injured List
216	8/19	OF Dwight Smith Jr. added to Norfolk roster on MLB Rehab Assignment
217	8/19	RHP Matt Wotherspoon released from Norfolk contract
218	8/19	RHP Josh Lucas released from Norfolk contract
219	8/19	C Austin Wynns selected to Baltimore Taxi Squad
220	8/20	C Austin Wynns returned from Baltimore Taxi Squad
221	8/20	C Pedro Perez placed on Injured List
222	8/20	RHP Tom Eshelman activated after being optioned from Baltimore
223	8/20	RHP Chandler Shepherd placed on Temporarily Inactive List
224	8/23	RHP Dillon Tate recalled to Baltimore
225	8/23	OF Dwight Smith Jr. ends Major League Rehab Assignment
226	8/24	RHP Chandler Shepherd activated from Temporarily Inactive List
227	8/24	RHP Ryan Eades recalled to Baltimore
228	8/25	RHP Tayler Scott recalled to Baltimore
229	8/25	IF Engelb Vielma reinstated from Temporarily Inactive List
230	8/26	OF Dwight Smith Jr. activated after being optioned from Baltimore
231	8/27	OF Ademar Rifaela placed on Temporarily Inactive List
232	8/27	OF Mark Trumbo joins Norfolk on MLB Rehab Assignment
233	8/27	LHP Ty Blach activated after being optioned from Baltimore
234	8/31	RHP Branden Kline placed on Baltimore Taxi Squad
235	8/31	LHP Tanner Scott placed on Baltimore Taxi Squad
236	8/31	OF Dwight Smith Jr. placed on Baltimore Taxi Squad
237	8/31	OF Ademar Rifaela reinstated from Temporarily Inactive List
238	8/31	RHP Tayler Scott activated after being optioned from Baltimore

Number of Transactions per year as Orioles affiliate


2007: 121 | 2008: 117 | 2009: 103 | 2010: 153 | 2011: 152 | 2012: 226 | 2013: 172
2014: 160 | 2015: 159 | 2016: 150 | 2017: 226 | 2018: 223 | 2019: 238

2019 NORFOLK TIDES DAY-BY-DAY RESULTS

APRIL (10-16) Batting: .247 AVG, 22 HR, 5.12 Runs Per Game Pitching: 5.40 ERA, 4 Saves											JULY (9-18) Batting: .270 AVG, 31 HR, 4.9 Runs Per Game Pitching: 7.64 ERA, 8 Saves												
Date	OPP	W/L	Score	Winning P	Losing P	Save	Record	PL	GB	ATT	TOG	Date	OPP	W/L	Score	Winning P	Losing P	Save	Record	PL	GB	ATT	TOG
4/4	gwn	L	3-1	M. Foltyniewicz (1-0)	J. Rogers (0-1)	T. Burrows (1)	0-1	T-3rd	-1.0	5,179	2:09	7/1	GWN	L	8-1	W. Parsons (2-1)	M. Wotherspoon (2-2)	32-51	4th	-17.0	3,213	2:40	
4/5	gwn	W	6-0	G. Ynoa (1-0)	B. Wilson (0-1)		1-1	T-2nd	-1.0	2,532	2:49	7/2	GWN	W	3-2	L. Ortiz (3-7)	H. Ynoa (1-2)	Tan. Scott (2)	33-51	4th	-17.0	3,831	2:28
4/6	gwn	L	7-0	M. Soroka (1-0)	L. Ortiz (0-1)		1-2	T-3rd	-1.0	4,298	2:19	7/3	GWN	L	8-2	K. Wright (6-4)	C. Shepherd (0-7)		33-52	4th	-18.0	7,678	2:58
4/7	gwn	L	4-3	T. Burrows (1-0)	L. Ysla (0-1)	J. Webb (1)	1-3	T-3rd	-2.0	2,788	2:42	7/4	cha	L	3-2	T. Vieira (4-2)	Tan. Scott (3-2)		33-53	4th	-19.0	10,848	2:50
4/9-1	cha	L	3-0 (7)	D. Cease (1-0)	S. Gilmartin (0-1)		1-4	--	--	--	1:52	7/5	cha	L	7-6	J. Cordero (3-1)	L. Gonzalez (1-4)		33-54	--	--	9,943	3:23
4/9-2	cha	L	4-0 (7)	T. Vieira (1-0)	B. Kline (0-1)		1-5	4th	-4.0	5,651	1:44	7/6	cha	W	8-4 (7)	J. Flaa (2-3)	C. Fulmer (1-1)		34-54	4th	-18.5	8,018	2:16
4/10	cha	L	10-9	J. Minaya (1-0)	L. Gonzalez (0-1)		1-6	4th	-5.0	6,037	3:08	7/7	cha	L	7-5	T. Vieira (5-2)	E. Phillips (0-2)	J. Cordero (4)	34-55	4th	-18.5	6,442	3:05
4/11	TOL	L	7-5 (11)	E. Paredes (1-0)	L. Long (0-1)		1-7	4th	-5.0	7,515	3:14	7/11	dur	L	6-4	C. Sulser (5-3)	S. Gilmartin (0-2)	H. Milner (4)	34-56	4th	-19.5	9,445	2:40
4/12	TOL	W	6-5	M. Wotherspoon (1-0)	C. Thielbar (0-1)		2-7	4th	-4.0	5,041	2:33	7/12	dur	W	10-9	M. Wotherspoon (3-2)	L. Santos (3-2)	Tan. Scott (3)	35-56	4th	-18.5	8,956	3:26
4/13	TOL	L	9-5 (10)	J. Cisneros (1-0)	L. Ysla (0-2)		2-8	4th	-4.0	3,485	3:03	7/13	dur	L	11-6	A. Slegers (4-4)	H. Harvey (0-1)		35-57	4th	-19.5	10,167	3:02
4/14	TOL	W	3-0	Y. Ramirez (1-0)	K. Funkhouser (0-2)	L. Gonzalez (1)	3-8	4th	-4.0	4,239	2:22	7/14	dur	L	8-4	J. De Leon (1-1)	L. Ysla (3-6)		35-58	4th	-20.5	7,645	3:11
4/15	DUR	W	10-6	M. Wotherspoon (2-0)	C. Poche (0-1)		4-8	T-3rd	-3.5	3,024	3:00	7/15	ROC	L	11-4	D. Smeltzer (1-2)	K. Akin (4-3)		35-59	4th	-20.5	3,558	2:56
4/16	DUR	W	7-6	B. Kline (1-1)	C. Sulser (0-2)		5-8	3rd	-3.0	4,194	2:55	7/16	ROC	W	6-3	D. Straily (2-0)	C. Allen (0-1)	Tan. Scott (4)	36-59	4th	-20.5	4,186	2:42
4/17	DUR	L	5-4	M. Franco (2-0)	L. Gonzalez (0-2)		5-9	T-3rd	-4.0	3,320	2:55	7/17	ROC	L	5-4	L. Thorpe (5-4)	C. Shepherd (0-8)	I. Krol (7)	36-60	4th	-21.5	3,785	3:08
4/18	DUR	W	8-5	C. Lee (1-0)	C. Poche (0-2)	J. Flaa (1)	6-9	3rd	-4.0	5,611	2:35	7/18	ROC	L	9-4	C. Torres (4-1)	T. Herb (4-7)		36-61	4th	-21.5	5,589	3:33
4/20-1	CHA	L	6-5 (7)	C. Turner (1-0)	J. Flaa (0-1)	T. Vieira (1)	6-10	--	--	--	2:23	7/19	LHV	W	9-7	S. Gilmartin (1-2)	J. Taveras (1-2)	Tay. Scott (1)	37-61	4th	-21.5	5,162	2:44
4/20-2	CHA	W	5-2 (7)	J. Rogers (1-1)	D. Roach (0-2)		7-10	T-3rd	-4.0	6,008	1:40	7/20	LHV	W	12-11	F. Jimenez (1-0)	D. Jones (0-1)	J. Lucas (1)	38-61	4th	-20.5	6,578	3:20
4/21	CHA	L	14-3	J. Guerrero (1-1)	L. Long (0-2)		7-11	T-3rd	-5.0	3,565	3:05	7/21	LHV	W	4-3	D. Straily (3-0)	E. De Los Santos (4-5)	Tay. Scott (2)	39-61	4th	-20.0	3,656	2:18
4/23	col	L	11-7	J. Smith (3-0)	L. Ortiz (0-2)		7-12	4th	-6.0	7,190	3:25	7/23	roc	L	16-3	R. Dobnak (2-1)	T. Herb (4-8)		39-62	4th	-20.0	9,355	2:49
4/24	col	L	5-4	M. Peoples (2-0)	K. Akin (0-1)	R. Orlan (1)	7-13	4th	-7.0	6,139	2:52	7/24	roc	L	10-5	D. Hutchison (7-6)	C. Shepherd (0-9)		39-63	4th	-21.0	6,787	2:54
4/25	col	L	4-0	A. Wojciechowski (2-0)	Y. Ramirez (1-1)		7-14	4th	-7.0	7,073	2:36	7/25	roc	W	9-7	S. Gilmartin (2-2)	G. Moya (1-3)	J. Lucas (2)	40-63	4th	-21.0	8,341	3:03
4/26	lou	W	16-14	L. Gonzalez (1-2)	I. Krol (1-2)	B. Kline (1)	8-14	4th	-7.0	5,566	3:24	7/26	lhw	L	11-2	E. De Los Santos (5-5)	K. Akin (4-4)		40-64	4th	-22.0	10,100	2:59
4/27	lou	L	5-4 (10)	J. Stephens (2-0)	J. Flaa (0-2)		8-15	4th	-7.0	5,406	3:07	7/27	lhw	W	4-1	D. Straily (4-0)	J. Hammer (1-1)	Tay. Scott (3)	41-64	4th	-21.0	10,100	2:55
4/28	lou	W	7-1	T. Herb (1-0)	V. Gutierrez (1-2)		9-15	4th	-6.0	6,045	2:35	7/28	lhw	L	11-3	R. Rosso (1-1)	B. Zimmermann (0-1)		41-65	4th	-22.0	9,065	2:59
4/29	dur	L	10-6	M. Franco (3-0)	C. Lee (1-1)		9-16	4th	-6.0	6,579	3:13	7/29	CHA	L	6-5	Z. Thompson (5-1)	Tan. Scott (3-3)	T. Vieira (8)	41-66	4th	-22.0	3,551	2:50
4/30	dur	W	9-5	L. Ortiz (1-2)	A. Slegers (1-1)	Wotherspoon (1)	10-16	4th	-6.0	9,129	3:08	7/30	CHA	L	15-5	K. Kubat (3-1)	S. Gilmartin (2-3)		41-67	4th	-23.0	6,116	3:23
MAY (12-15) Batting: .299 AVG, 34 HR, 5.9 Runs Per Game Pitching: 5.84 ERA, 5 Saves											AUGUST (17-11) Batting: .279 AVG, 25 HR, 5.0 Runs Per Game Pitching: 4.08 ERA, 9 Saves												
Date	OPP	W/L	Score	Winning P	Losing P	Save	Record	PL	GB	ATT	TOG	Date	OPP	W/L	Score	Winning P	Losing P	Save	Record	PL	GB	ATT	TOG
5/1	dur	W	5-1	J. Rogers (2-1)	R. Merritt (1-2)	J. Yacabonis (1)	11-16	4th	-5.0	6,631	2:30	8/1	gwn	W	4-0	C. Shepherd (1-9)	T. Toussaint (1-2)	Tan. Scott (5)	42-68	4th	-23.0	1,407	2:31
5/2	CHA	W	8-2	L. Ysla (1-2)	J. Guerrero (1-3)	C. Lee (1)	12-16	4th	-4.0	3,086	2:55	8/2	DUR	W	7-6 (10)	E. Phillips (1-2)	V. Nuno III (1-1)		43-68	4th	-23.0	5,533	3:32
5/3	CHA	W	10-2	T. Herb (2-0)	M. Tomshaw (0-1)		13-16	4th	-3.5	5,510	2:33	8/3	DUR	W	3-2	M. Wotherspoon (4-2)	P. Fairbanks (0-1)	Tay. Scott (4)	44-68	4th	-22.0	7,563	2:50
5/4	CHA	W	14-13	J. Flaa (1-2)	I. Hamilton (0-2)		14-16	4th	-3.5	7,762	3:41	8/6	IND	W	8-1	H. Harvey (1-1)	S. Keselica (1-6)		45-68	4th	-21.0	3,702	3:24
5/5	CHA	L	10-3	Z. Thompson (2-1)	L. Ortiz (1-3)	J. Cordero (1)	30-49	4th	--	3,268	3:11	8/8-1	IND	W	3-2 (7)	M. Wotherspoon (5-2)	D. Neverauskas (3-2)	D. Tate (1)	46-68	4th	-21.0	4,377	2:33
5/7	PAW	L	5-1	T. Stankiewicz (1-1)	J. Rogers (2-2)		14-17	4th	-3.0	4,149	2:27	8/8-2	IND	L	3-2 (7)	J. Brentz (1-0)	C. Shepherd (1-10)	M. DuRapau (9)	46-69	4th	-21.0	4,377	1:55
5/8	PAW	W	9-4	L. Ysla (2-2)	E. Ramirez (1-2)	C. Lee (2)	15-17	4th	-3.0	3,555	2:48	8/9	SYR	L	4-2	H. Gonzalez (2-0)	B. Zimmermann (0-2)	D. Zamora (4)	46-70	4th	-22.0	7,312	2:51
5/9	PAW	L	9-6 (10)	M. Gorst (1-1)	T. Scott (0-1)	J. Mejia (6)	15-18	4th	-4.0	6,778	3:20	8/10	SYR	W	8-6	D. Hess (2-1)	B. Pounders (2-3)	Tan. Scott (6)	47-70	4th	-21.0	9,130	2:42
5/10	BUF	W	4-1	K. Akin (1-1)	S. Reid-Foley (0-2)	J. Flaa (2)	16-18	4th	-4.0	5,284	2:13	8/11	SYR	W	3-0	K. Akin (5-5)	W. Lockett (2-3)	D. Tate (2)	48-70	4th	-21.0	5,282	2:16
5/12	BUF	L	8-5 (7)	R. Feierabend (2-0)	L. Ortiz (1-3)		16-19	4th	-4.5	2,790	2:09	8/13	paw	W	2-0	S. Gilmartin (3-3)	T. Stankiewicz (5-7)	Tan. Scott (7)	49-70	4th	-21.0	3,074	2:25
5/14	tol	W	6-4	C. Lee (2-1)	E. Jimenez (1-0)		17-19	4th	-4.5	4,252	2:39	8/14	paw	W	5-4 (10)	H. Cervenka (1-0)	T. Kelley (5-4)	Tay. Scott (5)	50-70	4th	-20.5	5,161	3:16
5/15	tol	W	12-3	T. Herb (3-0)	T. Alexander (1-4)		18-19	4th	-4.0	10,100	2:47	8/15	paw	W	8-2	D. Tate (1-0)	J. Smith (5-3)		51-70	4th	-19.5	7,592	2:44
5/16	tol	W	6-0	K. Akin (2-1)	M. Hall (2-2)		19-19	4th	-4.0	10,500	2:38	8/17-1	SYR	L	7-1 (7)	H. Gonzalez (3-0)	D. Kremer (0-1)		51-71	--	--	--	1:51
5/17	ind	L	6-5	E. Vera (2-3)	J. Lucas (0-1)	Neverauskas (4)	19-20	4th	-5.0	8,745	2:28	8/17-2	SYR	L	4-2 (7)	M. Bladkham (2-0)	J. Lucas (0-2)	S. Nogosek (1)	51-72	4th	-21.0	4,474	2:13
5/18	ind	L	7-1	R. Davis (1-3)	J. Rogers (2-3)	J. Brentz (2)	19-21	4th	-6.0	10,234	2:34	8/18	SYR	L	9-5	E. Santana (3-3)	K. Akin (5-6)		51-73	4th	-21.0	5,115	2:44
5/19	ind	W	8-4	C. Lee (3-1)	S. Keselica (0-2)		20-21	4th	-5.0	5,048	2:46	8/19	GWN	W	6-5	D. Tate (2-0)	J. Walker (1-1)	Tay. Scott (6)	52-73	4th	-20.0	7,238	2:40
5/21	DUR	L	4-3	J. Faria (4-1)	T. Herb (3-1)	A. Kittredge (3)	20-22	4th	-5.5	3,435	3:06	8/20	GWN	W	5-1	B. Zimmermann (1-2)	T. Toussaint (1-4)		53-73	4th	-19.0	4,590	2:39
5/22	DUR	L	8-4	R. Pinto (2-0)	K. Akin (2-2)		20-23	4th	-6.5	3,795	3:08	8/21	GWN	L	6-2	B. Wilson (9-7)	D. Hess (2-2)		53-74	4th	-20.0	4,517	2:54
5/23	DUR	L	9-5	M. Franco (4-0)	L. Ortiz (1-4)		20-24	4th	-7.5	4,092	3:04	8/22	GWN	L	8-7	A. Minter (2-1)	Tan. Scott (3-4)	C. Sobotka (2)	53-75	4th	-21.0	6,027	3:07
5/24	gwn	L	13-7	S. Carle (2-0)	J. Rogers (2-4)		20-25	4th	-7.5	4,226	2:37	8/24-1	cha	L	5-3 (7)	M. Tomshaw (4-1)	K. Kubat (5-7)	J. Minaya (6)	53-76	--	--	--	1:56
5/25	gwn	W	10-8 (13)	T. Scott (1-1)	J. De Paula (1-2)		21-25	4th	-7.5	4,704	4:12	8/24-2	cha	W	8-2 (7)	C. Shepherd (2-10)	K. Kubat (5-2)		54-76	4th	-21.0	10,451	1:54
5/26	gwn	L	9-6	B. Wilson (3-4)	T. Herb (3-2)	J. Aro (1)	21-26	4th	-7.5	2,463	2:34	8/25	cha	W	8-1	B. Zimmermann (2-2)	J. Nicolino (8-7)		55-76	4th	-21.0	8,224	2:46
5/27	gwn	W	9-7	K. Akin (3-2)	K. Allard (4-3)	T. Scott (1)	22-26	4th	-7.5	2,207	3:23	8/26	gwn	W	17-7	D. Hess (3-2)	T. Toussaint (1-5)		56-76	4th	-20.0	1,465	3:34
5/28	COL	L	9-2	N. Ramirez (1-0)	L. Ortiz (1-5)	A. Angulo (1)	22-27	4th	-8.5	3,144	2:52	8/27	gwn	L	8-2	B. Wilson (10-7)	D. Kremer (0-2)		56-77	4th	-21.0	1,894	2:26
5/29	COL	L	11-4	A. Plutko (1-2)	J. Rogers (2-5)		22-28	4th	-8.5	6,537	3:06	8/28	gwn	L	14-8	P. Pfeiffer (1-0)	T. Blach (0-1)		56-78	4th	-22.0	2,001	2:59
5/30	COL	L	12-5	A. Wojciechowski (5-1)	L. Ysla (2-3)		22-29	4th	-8.5	4,756	2:55	8/29	gwn	W	8-1	K. Akin (6-7)	T. Davidson (1-1)		57-78	4th	-21.0	4,001	3:01
5/31	LOU	L	4-0	K. Mella (4-4)	T. Herb (3-3)		22-30	4th	-8.5	6,081	2:28	8/30	CHA	W	2-0	C. Shepherd (3-10)	M. Tomshaw (4-2)	B. Kline (2)	58-78	4th	-20.0	7,054	2:35
JUNE (10-19) Batting: .252 AVG, 34 HR, 4.2 Runs Per Game Pitching: 5.15 ERA, 6 Saves											SEPTEMBER (2-0) Batting: .355 AVG, 0 HR, 9.0 Runs Per Game Pitching: 3.32 ERA, 0 Saves												
Date	OPP	W/L	Score	Winning P	Losing P	Save	Record	PL	GB	ATT	TOG	Date	OPP	W/L	Score	Winning P	Losing P	Save	Record	PL	GB	ATT	TOG
6/1	LOU	W	8-7	J. Yacabonis (1-0)	J. Herget (0-3)		23-30	4th	-8.0	8,069	2:55	9/1	CHA	W	11-2	T. Eshelman (3-2)	K. Kubat (5-3)		59-79	4th	-20.0	8,696	2:45
6/2	LOU	W</																					



JUSTIN TURNER



TIDES HISTORY

TIDES HISTORY

The city of Norfolk had been without pro baseball since the Tars of the Piedmont League folded on July 13, 1955. The Portsmouth Merrimacs finished that season, but the league folded after the year.

A South Atlantic League exhibition game was held in Portsmouth at Lawrence Stadium and was followed by a study by Joe Ryan and Marshall Fox (who became the first General Manager of the Tides) to bring baseball back to the area. A Tidewater franchise in the South Atlantic League was granted in 1961 to businessman William McDonald of Miami, FL.

The name "Tides" was selected in a contest conducted by The Virginian-Pilot. Mariners was the name of choice, but editor Robert Mason liked the sound and alliteration of Tidewater Tides.

The team operated in the South Atlantic League for two years, the first as an independent, and the second with a Cardinals working agreement. Granny Hamner, the former Phillie Whiz Kid, was the first manager.

In 1963, the Sally League decided against continuing in Virginia because of travel requirements and the prospect of losing baseball again loomed. However, Dave Rosenfield, Assistant GM in 1962, led a local group to gain admittance to the Carolina League in tandem with a Peninsula franchise.

The Tides operated in the Carolina League for six years under Tidewater Professional Sports, Inc., which was led by the late Richard J. Davis, a former Lieutenant Governor of Virginia.

In 1969, the New York Mets moved their Triple-A International League franchise from Jacksonville, FL to Tidewater. T.P.S. Inc. continued to run the team, but it was owned by the Mets. That first year in Triple-A was played in Portsmouth's Lawrence Stadium and the Tides went on to win the pennant under manager Clyde McCullough. At the same time, the Mets helped the City of Norfolk finance the construction of 6,200 seat Met Park.

The Tidewater Tides enjoyed unparalleled success in the 70s and 80s, as Tidewater won Governors' Cup championships in 1972, '75, '82, '83 and '85. During that time, the Tides competed in the first and last Fall Classic of Minor League Champions, the last Junior World Series, and they won the first Triple-A World Series in 1983 - a fall classic that was not played again until 1998.

The Tides captured the 1982 Governors' Cup, beating Columbus and Rochester en route to the title. The team's playoff run was bolstered by a young outfielder named Darryl Strawberry, who also opened the 1983 season with the Tides before being promoted to New York, where he would embark on an All-Star career. The 1983 Tides were skippered by Davey Johnson, who led the Tides to the Governors' Cup Title before going on to manage the Mets in 1984.

The success in Tidewater translated to the major leagues as well. When the New York Mets won the World Series over the Boston Red Sox in 1986, they did so with a team that consisted of 14 former Tides, a list that included stars like Dwight Gooden, Darryl Strawberry, Kevin Mitchell, Mookie Wilson, Wally Backman, Ron Darling and Lenny Dykstra, among others. Former Tides skipper Davey Johnson managed that squad to their first World Series title since 1969.

The Tides continued their strong performances in the late 80s, as Mike Cubbage's 1987 team won the International League pennant by virtue of having the best record. Several team records were set during that 1987 campaign, and the Tides advanced to the IL Finals only to be upset by the Pawtucket Red Sox. The Tides advanced to the IL Finals in 1988, but fell in four games to the Rochester Red Wings.

The Tides franchise saw many changes during the early 1990s, as the Mets agreed to sell the franchise to a group led by businessman Ken Young in 1992. That year ground was also broken on a new state-of-the-art facility in downtown Norfolk. The club dropped the Tidewater name in favor of Norfolk to give the team a national geographic presence. Also, the City of Norfolk was quite instrumental in keeping the team in the area by getting the new stadium financed and built.

Harbor Park was opened on April 14, 1993, as the Tides beat the Ottawa Lynx 2-0 in front of a capacity crowd of 12,113. The Tides set a franchise record for attendance in 1993 when 542,040 fans bought tickets to a game at Harbor Park. General Manager Dave Rosenfield won his 4th IL Executive of the Year Award and the team won its first John H. Johnson President's Trophy from the National Association of Professional Baseball Leagues. This award is emblematic of the "complete" baseball franchise. It is based on the club's history, commitment to the community, and success financially and at the box office.

In 1994, the Tides won the Triple-A Bob Freitas Award from *Baseball America*, and the club once again set an attendance record with 557,586 fans. The Tides established another new attendance record in 1995, as 586,317 fans watched the Tides advance to the International League postseason for the first time since 1988.

The 1995 season was Harbor Park's first foray into postseason play as the Tides tied the franchise record with 86 wins, a mark last accomplished in 1975. The Tides were selected by *Baseball America* as its "Team Of The Year" as more than a dozen players graduated to the Major League level during the year. Norfolk swept the IL postseason awards, as Jason Isringhausen was named Rookie of the Year and Pitcher of the Year, Butch Huskey was named IL MVP, and Toby Harrah was named IL Manager of the Year. The Tides beat Richmond in the IL Semifinals, but fell to Ottawa in six games in the IL Championship series.

1996 saw a return to postseason play, and also the return of a manager. Bobby Valentine returned to skipper the Tides, becoming the first manager to serve a second tour of duty at the helm of the Tides. Valentine's return did not last the full season, however, as he was promoted to New York to replace Dallas Green as the Mets manager on August 26th, taking longtime pitching coach Bob Apodaca with him. The Tides went on to drop the IL Semifinals to Columbus.

Harbor Park played host to some large concerts near the turn of the century, as Leann Rimes (1996), Tim McGraw (1997), Willie Nelson (2009), John Mellencamp (2009) and Bob Dylan (2009) all played the venue.

The Tides hosted the 11th Annual Triple-A All-Star Classic in 1998 to rave reviews in front of a national television and radio audience. Outfielder Benny Agbayani made the All-Star Game a memorable one, as he and his wife were married at home plate prior to that night's contest. Manager Rick Dempsey and his

team finished the season with a 70-72 record as they finished 2nd in the South Division of the expanded IL, behind newcomer Durham.

Former player John Gibbons returned to manage the Tides in 1999, as he led the Tides to a 77-63 mark. Gibbons skippered the Tides in both 2000 and 2001, and he led the club to the IL postseason in 2001 after posting an 86-57 mark. The 2001 squad won the division by 12 games, but a series of September callups decimated the squad as Norfolk fell in the first round of the playoffs to Louisville.

The Tides suffered back-to-back losing campaigns in 2002 and 2003, but the 2003 campaign featured New York's top prospect in shortstop Jose Reyes. The youngster dazzled in his brief time with the Tides, swiping 26 bases before his promotion in June. Later during that 2003 season, the Tides set numerous attendance records when fans flocked to Harbor Park to get a glimpse of future Hall of Famer Mike Piazza in a rehab assignment. Piazza homered once during his five-game stint with the Tides before he returned to New York.

The 2004 season was highlighted by the promotion of Chesapeake native David Wright to the Tides in mid-June. Wright hit .298 with 8 home runs and 17 RBI in just 31 games with Norfolk before being promoted to New York in July. Wright would go on to become a seven-time All-Star with the Mets, helping New York to the postseason in 2006 and 2015.

The Tides returned to the playoffs in 2005, as manager Ken Oberkfell helped the Tides win the South Division by a record 14.0 games. Pitcher Jason Scobie earned the starting nod at the Triple-A All-Star game and eventually tied a Tides franchise record with 15 wins, while Brian Daubach powered Norfolk's offense throughout the season. The Tides fell to eventual league champion Toledo in five games in the semifinals of the playoffs.

Norfolk struggled to a 57-84 mark in 2006, using a season-ending five-game winning streak to avoid posting the worst record in franchise history. 26 different Tides appeared in the major leagues, including John Maine and Oliver Perez, who both pitched tremendously for the parent New York Mets during the postseason. 2006 turned out to be the 38th and final year for the Tides as the Mets Triple-A affiliate, as Norfolk partnered with the Baltimore Orioles after the season concluded.

The 2007 season got off to a great start, as the Baltimore Orioles defeated the Washington Nationals in a Major League spring training game in front of a sellout crowd at Harbor Park. Mike Cervenak became the first Tides player to lead the league in hits in 11 years.

On October 28, 2008, Democratic presidential nominee Barack Obama campaigned before a crowd of over 20,000 at Harbor Park. One week later, he was named the 44th president of the United States.

The 2009 Tides found themselves with the top record in all of minor league baseball (34-15) when play began on June 1, but that success was limited once the club lost several players to Baltimore, including Nolan Reimold, Matt Wieters, Brad Bergesen, and David Hernandez. Strong pitching performances by youngsters Chris Tillman and Jake Arrieta, as well as a solid offensive season from infielder Justin Turner helped Norfolk end the year with a 71-71 record.

The 2010 season saw a midseason managerial change, as Bobby Dickerson replaced Gary Allenson on June 4 after Allenson was promoted to the Baltimore Orioles coaching staff. The season was highlighted by a nine-inning no-hitter from 22-year-old Chris Tillman, who tossed the gem on April 28 at Gwinnett.

Norfolk returned to its winning ways in 2012, as new manager Ron Johnson navigated a staggering amount of roster moves to guide the Tides to a 74-70 record - Norfolk's first winning season as an Orioles affiliate. The Tides set an IL record by using 75 different players, and Baltimore advanced to the postseason for the first time since 1997.

The 2013 Tides nearly returned to the postseason, as Norfolk took a one-game lead in the Wild Card standings into the final day of the season, only to see Rochester pull even with a last day win. Norfolk and Rochester each finished with identical 77-67 records, but the Red Wings advanced to the playoffs due to winning the season series. Norfolk closer Jairo Asencio led the league with 28 saves and was named to the postseason All-Star team.

In Ron Johnson's third year at the helm of the Tides, Norfolk finished in third place in the IL South. Twenty one different players played for both the Tides and Orioles, as Baltimore won the American League East Division for the first time since the 1997 campaign. The O's defeated the Detroit Tigers in the ALDS before falling to the Kansas City Royals in the American League Championship Series.

Norfolk returned to the postseason in 2015 by finishing 78-66 atop the difficult IL South - the first division in league history to have each of its teams finish above the .500 mark. Ron Johnson was named IL Manager of the Year, while closer Oliver Drake and outfielder Dariel Álvarez were both named to the postseason All-Star Team. Youngsters Christian Walker, Tyler Wilson and Mike Wright helped lead the Tides into the playoffs, where Norfolk lost a five-game series to eventual IL Champions Columbus.

The Tides missed the postseason in 2016, but several former Tides were instrumental in helping the Orioles advance to the AL Wild Card Game - Baltimore's third playoff appearance over a five-year span.

2017 kicked off with an Exhibition Game between the Tides and Orioles, the fifth time the O's had played in Norfolk since 2007. In the 25th season of baseball at Harbor Park, Norfolk finished with a 66-76 record. Veteran slugger Pedro Álvarez was named to the postseason All-Star team after ranking among league leaders in home runs (5th, 26) and RBI (2nd, 89).

In 2018, the Tides were in the thick of a playoff chase all season long, but a late-season skid dropped Norfolk to 69-71. The Tides saw 33 different players appear with Norfolk and Baltimore, with 13 players making their Major League debuts with the Orioles.

The 2019 Tides were led by Ryan Mountcastle, Norfolk's first league MVP since 1997. Mountcastle hit .312 with 25 home runs and 83 RBI, leading the league in hits and total bases. LHP Keegan Akin paced the circuit with 131 strikeouts and led qualifying pitchers in average against.

TRIPLE-A YEAR-BY-YEAR RECORDS

YEAR	TOTAL	HOME	ROAD	PCT.	POS	GB-A	MANAGER
1969*	76-59	35-32	41-27	.563	1	+1.5	Clyde McCullough
1970*	74-66	42-28	32-38	.529	4	-10.0	Chuck Hiller
1971*	79-61	46-24	33-37	.564	2	-7.0	Hank Bauer
1972*\$	78-65	40-30	38-35	.545	3	-2.5	Hank Bauer
1973*	75-70	44-30	31-40	.517	2-National	-10.0	John Antonelli
1974	57-82	31-35	26-47	.410	4-Southern	-28.5	John Antonelli
1975*\$	86-55	50-21	36-34	.610	1	+1.0	Joe Frazier
1976	60-78	34-35	26-43	.435	7	-28.0	Tom Burgess
1977*	73-67	41-30	32-37	.521	3	-7.0	Frank Verdi
1978	69-71	38-33	31-38	.493	5	-16.0	Frank Verdi
1979*	73-67	37-32	36-35	.521	4	-12.5	Frank Verdi
1980	67-72	31-39	36-33	.482	6	-15.5	Frank Verdi
1981*	70-68	35-34	35-34	.507	3	-17.5	Jack Aker
1982*\$	74-63	35-32	39-31	.540	3	-7.0	Jack Aker
1983*\$	71-68	33-35	38-33	.511	4	-11.5	Davey Johnson
1984	71-69	39-31	32-38	.507	5	-11.5	Bob Schaefer
1985*\$	75-64	38-31	37-33	.540	T3	-3.5	Bob Schaefer
1986*	74-66	41-29	33-37	.529	4	-6.0	Sam Perlozzo
1987*	81-59	43-24	38-35	.579	1	+4.0	Mike Cubbage
1988*	77-64	46-25	31-39	.546	1-East	+11.0	Mike Cubbage
1989	77-69	41-32	36-37	.527	2-West	-4.0	Mike Cubbage
1990	79-67	40-31	39-36	.541	2-West	-8.0	Steve Swisher
1991	77-65	43-27	34-38	.542	2-West	-7.0	Steve Swisher
1992	56-86	31-34	25-52	.394	4-West	-38.0	Clint Hurdle
1993	70-71	36-34	34-37	.496	4-West	-16.0	Clint Hurdle
1994	67-75	31-39	36-36	.472	4-West	-13.5	Bobby Valentine
1995*	86-56	45-26	41-30	.606	1-West	+10.5	Toby Harrah
1996*	82-59	42-28	40-31	.582	2-West	-2.5	Valentine/Benedict
1997	75-67	32-36	43-31	.528	3-West	-4.0	Rick Dempsey
1998	70-72	31-40	39-32	.493	2-South	-9.0	Rick Dempsey
1999	77-63	39-29	38-34	.550	3-South	-4.5	John Gibbons
2000	65-79	33-39	32-40	.451	3-South	-16.5	John Gibbons
2001*	85-57	47-25	38-32	.599	1-South	12.0	John Gibbons
2002	70-73	41-31	29-42	.490	3-South	-9.5	Bobby Floyd
2003	67-76	34-37	33-39	.468	3-South	-7.5	Bobby Floyd
2004	72-72	37-38	35-34	.500	3-South	-8.5	John Stearns
2005*	79-65	44-28	35-37	.549	1-South	+14.0	Ken Oberkfell
2006	57-84	32-38	25-46	.404	3-South	-22.0	Tijerina/Oberkfell
2007	69-74	36-35	33-39	.483	3-South	-11.0	Gary Allenson
2008	64-78	34-38	30-40	.451	2-South	-9.0	Gary Allenson
2009	71-71	37-33	34-38	.500	3-South	-11.0	Gary Allenson
2010	67-77	39-33	28-44	.465	T3-South	-21.5	Allenson/Dickerson
2011	56-87	33-38	23-49	.392	4-South	-24.5	Gary Allenson
2012	74-70	44-30	30-40	.514	2-South	-9.0	Ron Johnson
2013	77-67	40-32	37-35	.575	2-South	-10.0	Ron Johnson
2014	65-79	37-35	28-44	.451	3-South	-10.0	Ron Johnson
2015*	78-66	38-34	40-32	.542	1-South	+1.0	Ron Johnson
2016	62-82	33-39	29-43	.431	4-South	-3.5	Ron Johnson
2017	66-76	34-37	32-39	.465	3-South	-20.0	Ron Johnson
2018	69-71	36-34	33-37	.493	3-South	-10.5	Ron Johnson
2019	60-79	33-36	27-43	.432	4-South	-20.0	Gary Kendall
TOTALS	3649-3567	1932-1659	1717-1890	.506			

* - Made IL Playoffs \$ - Won Governors Cup

TIDES AFFILIATIONS SINCE 1961

YEAR	LEAGUE	AFFILIATION	RECORD
1961	South Atlantic (A)	Independent	66-72 (.478)
1962	South Atlantic (A)	St. Louis Cardinals	55-85 (.393)
1963	Carolina (A)	Independent	65-79 (.451)
1964-65	Carolina (A)	Chicago White Sox	151-131 (.535)
1966-68	Carolina (A)	Philadelphia Phillies	208-209 (.499)
1969-2006	International (AAA)	New York Mets	2771-2590 (.517)
2007-	International (AAA)	Baltimore Orioles	878-977 (.473)

TIDES RECORDS AT HOME BALLPARKS SINCE 1969

BALLPARK	YEARS	RECORD	WINNING PCT.
Frank D. Lawrence Stadium	1969	35-32	.522
Metropolitan Memorial Park	1970-1992	899-702	.562
Harbor Park	1993-	998-922	.521

TRIPLE-A PLAYOFF RESULTS

YEAR	ROUND	RESULT
1969	IL Semifinals	Lost to Columbus (3-1)
1970	IL Semifinals	Lost to Syracuse (3-0)
1971	IL Semifinals	Defeated Charleston (3-0)
1971	IL Finals	Lost to Rochester (3-2)
1972	IL Semifinals	Defeated Charleston (2-1)
1972	IL FINALS	DEFEATED LOUISVILLE (3-2)
1972	Fall Classic	Lost to Caribbean All-Stars
1973	IL Semifinals	Lost to Pawtucket (3-2)
1975	IL Semifinals	Defeated Charleston (3-0)
1975	IL FINALS	DEFEATED SYRACUSE (3-1)
1975	Junior World Series	Lost to Evansville (4-1)
1977	IL Semifinals	Lost to Charleston (3-1)
1979	IL Semifinals	Lost to Columbus (3-1)
1981	IL Semifinals	Lost to Richmond (3-2)
1982	IL Semifinals	Defeated Columbus (3-0)
1982	IL FINALS	DEFEATED ROCHESTER (3-0)
1983	IL Semifinals	Defeated Columbus (3-2)
1983	IL FINALS	DEFEATED RICHMOND (3-1)
1983	Triple-A World Series	Won three-team tournament
1985	IL Semifinals	Defeated Maine (3-2)
1985	IL FINALS	DEFEATED COLUMBUS (3-1)
1986	IL Semifinals	Lost to Richmond (3-0)
1987	IL Semifinals	Defeated Pawtucket (3-1)
1987	IL Finals	Lost to Columbus (3-0)
1988	IL Finals	Lost to Rochester (3-1)
1995	IL West Playoff	Defeated Richmond (3-2)
1995	IL Finals	Lost to Ottawa (3-1)
1996	IL West Playoff	Lost to Columbus (3-0)
2001	IL Semifinals	Lost to Louisville (3-2)
2005	IL Semifinals	Lost to Toledo (3-2)
2015	IL Semifinals	Lost to Columbus (3-2)



The 1983 Tides finished 71-68 under manager Davey Johnson before going on to win the Governors' Cup Championship. The team featured future big leaguers Darryl Strawberry, Wally Backman, Jose Oquendo, Ron Darling, Walt Terrell, Ron Gardenhire, Clint Hurdle and Terry Leach.



The 2015 Tides won the International League South after going 78-66. All four teams in the division finished with a record over .500 that season, the first time it had happened in league history.

-A-

Abbott, Kurt (00)
 Abner, Shawn (95)
 Abreu, Miguel (10-11)
 Accardo, Jeremy (11)
 Acevedo, Juan (95-97)
 Acosta, Domingo (04)
 Adams, David (14)
 Adams, Mike (06)
 Adams, Ryan (11-12)
 Additon, Nick (14, 16)
 Agbayani, Benny (96-99,01)
 Aguilera, Rick (85, 87-88)
 Ahearne, Pat (96)
 Akin, Keegan (19)
 Aikens, Willie (86)
 Albers, Matt (09)
 Alderson, Tim (13-14)
 Aldridge, Cory (06)
 Alfonzo, Edgardo (01, 06)
 Alicea, Edwin (95)
 Allen, Neil (78)
 Allen, Ray (70)
 Allen, Ron (70-71)
 Allensworth, Jermaine (99)
 Allison, Tom (92-93)
 Almanzar, Michael (14-16)
 Almonte, Edwin (03)
 Alvarez, Dariel (14-16)
 Alvarez, Gerardo (07)
 Álvarez, Pedro (17-18)
 Anderson, Bud (85)
 Anderson, Craig (07, 08)
 Anderson, Dwain (74)
 Anderson, Jason (03)
 Anderson, Rick (80-86)
 Andino, Robert (10, 12, 17)
 Andrews, Fred (78)
 Andrews, John (77)
 Angle, Matt (10-11)
 Anicich, Mike (82)
 Antonelli, Matt (12)
 Apodaca, Bob (73,79)
 Aquino, Greg (08)
 Aquino, Jayson (16-18)
 Araiza, Armando (17-18)
 Araújo, Pedro (19)
 Arrieta, Jake (09-10, 12-13)
 Arroyo, Luis (98)
 Arteaga, J.D. (00)
 Asencio, Jairo (13)
 Asher, Alec (17)
 Ashford, Tucker (83)
 Atkins, Mitch (11)
 Aubrey, Michael (09, 10)
 Aucoin, Derek (98)
 Auerbach, Rick (77)
 Ausanio, Joe (96)
 Avery, Xavier (12-13, 16)
 Ayala, Benny (74-76)
 Aybar, Manny (05)
 Azuaje, Jesus (95, 97-98)

-B-

Bacani, David (04)
 Backman, Wally (80-81, 83)
 Bacsik, Mike (02-03)
 Baez, Kevin (91-93, 99-01)
 Bailey, Mark (89)
 Baldwin, Billy (76-77)
 Baldwin, James (04)
 Baldwin, Reggie (80)
 Baldwin, Rick (76-77)
 Bale, John (02-03)
 Ballard, Mike (11)
 Banks, Willie (00)

Bannister, Brian (05-06)
 Bannon, Rylan (19)
 Barfield, Josh (12)
 Bark, Brian (96)
 Barker, Brandon (17)
 Barnes, Lute (71-74)
 Baron, Jim (00)
 Barry, Jeff (95)
 Bartlett, Bob (75)
 Barton, Shawn (88-90)
 Basak, Chris (02-06)
 Bascom, Timothy (10, 12)
 Bates, Fletcher (02)
 Bauer, John (72)
 Bautista, Jose (99)
 Beane, Billy (85)
 Bearnarth, Larry (69-70)
 Beato, Pedro (15-16)
 Beatty, Blaine (89, 91)
 Beaulac, Eric (12)
 Beck, Rich (69)
 Beckham, Tim (18)
 Beerer, Scott (12)
 Belfiore, Mike (13, 15)
 Bell, Heath (02-06, 14)
 Bell, Josh (10-12)
 Bell, Mike (98-99)
 Bell, Rob (07)
 Beltran, Francis (07)
 Beltran, Rigo (98-99)
 Beltre, Sergio (81-82)
 Bennett, Gary (01)
 Bennett, Ryan (01)
 Benton, Butch (77, 79-80)
 Berenguer, Juan (78, 80)
 Berenyi, Bruce (85-86)
 Bergesen, Brad (09-12)
 Berken, Jason (09, 11-12)
 Bernard, Dwight (75-79)
 Berry, Quintin (14)
 Berry, Tim (17)
 Betemit, Wilson (13)
 Bettendorf, Jeff (84-85)
 Bevis, P.J. (03-04)
 Bibby, Jim (69, 71)
 Bierbrodt, Nick (11)
 Biercievicz, Greg (82-83)
 Bieser, Steve (97)
 Bilardello, Dann (93)
 Birkbeck, Mike (92, 95)
 Birkins, Kurt (07)
 Bischoff, Matt (12-14)
 Bishop, Mike (83)
 Bittiger, Jeff (83-85)
 Blach, Ty (19)
 Bleier, Richard (17)
 Blocker, Terry (83-87)
 Bobb, Randy (70-71)
 Bochy, Bruce (81-82)
 Bogar, Tim (90-92, 94)
 Bohanon, Brian (97)
 Boisclair, Bruce (73-75)
 Boitano, Danny (81)
 Boka, Ben (95)
 Bonilla, Bobby (99)
 Booker, Zach (09, 11-14)
 Borbon, Julio (14-15)
 Bostick, Christopher (19)
 Bottalico, Ricky (04)
 Boucher, Sebastien (07, 08)
 Bourn, Michael (17)
 Bournigal, Rafael (00)
 Bowden, Michael (15)
 Bowers, Brent (98)
 Bozied, Tagg (06)

Brach, Brad (14)
 Bradley, Jed (17)
 Bradley, Scott (92)
 Bragg, Darren (01)
 Brant, Marshall (78-79)
 Brazell, Craig (03-05)
 Brea, Lesli (00)
 Bridwell, Parker (16-17)
 Brittan, Corey (01)
 Britton, Buck (10, 12-14)
 Britton, Phillip (10)
 Britton, Zach (10-13, 18)
 Brogna, Rico (94)
 Brooks, Hubie (79-80)
 Brooks, Jerry (99)
 Bross, Terry (91)
 Brown, Curt (69-71)
 Brown, Jarvis (95)
 Brown, Kevin (89-90)
 Brown, Leon (76)
 Brown, Randy (72)
 Brown, Tony (89)
 Brown, Travis (07, 08)
 Bruce, Mo (00)
 Brugman, Jaycob (18-19)
 Bruhert, Mike (74, 76-79)
 Brunette, Justin (01-02)
 Bryant, Bobby (79)
 Buccheri, James (99)
 Buchanan, Bob (87)
 Buckner, Jim (79)
 Bullard, Jason (96)
 Bullinger, Matt (83)
 Bullock, Eric (93)
 Bundy, Bobby (16-17)
 Burke, Greg (12)
 Burnett, Alex (13)
 Burnitz, Jeromy (92-94)
 Burns, Tom (86)
 Burren, Brian (07, 08)
 Burton, Jim (78)
 Buschmann, Matt (15)
 Butterfield, Chris (94)
 Byard, David (04)
 Bynum, Freddie (08)
 Byrd, Paul (95-96)

-C-

Cabral, Cesar (15-16)
 Cabrera, Everth (15)
 Cabrera, Fernando (07-08)
 Cabrera, Jolbert (09)
 Calloway, Ron (05)
 Cameron, Mike (05)
 Cammack, Eric (99-00, 02-03)
 Camy, Don (69-70)
 Cann, Stu (69)
 Canzano, Tony (69-71)
 Canzler, Russ (13)
 Capra, Buzz (71-73)
 Cardona, Javier (04)
 Carey, Todd (98)
 Carmichael, Al (86)
 Caronia, Anthony (15)
 Carpenter, Bubba (01)
 Carr, Chuck (90-91)
 Carreon, Mark (85-89)
 Carroll, Cody (18)
 Carter, Gary (89)
 Carthel, Billy (71)
 Casilla, Alexi (14)
 Castellanos, Alex (17)
 Castiglione, Bob (70-71)
 Castillo, Alberto B. (08-11)
 Castillo, Alberto T. (95-98, 07)

Castillo, Juan (94)
 Cedeno, Domingo (00)
 Cepicky, Matt (07)
 Cerda, Jaime (01-03)
 Cerros, Juan (01-02)
 Cervenak, Mike (07)
 Cervenka, Hunter (19)
 Červenka, Martin (19)
 Chalas, Miguel (14)
 Chamberlain, Wes (97)
 Chancey, Bailey (98)
 Chapman, Kelvin (79-80, 82-85)
 Chavez, Endy (12)
 Chenard, Ken (05)
 Cherry, Rocky (08)
 Chevalier, Virgil (02-03)
 Chiasson, Scott (08-09)
 Chilcott, Steve (70)
 Childress, Rocky (90)
 Chimelis, Joel (96)
 Chleborad, Tanner (19)
 Choice, Michael (17)
 Christensen, John (83-85)
 Christensen, McKay (02)
 Christian, Justin (09)
 Christopherson, Eric (98)
 Cinnella, Doug (91-92)
 Cintron, Alex (08)
 Cipot, Ed (78-80)
 Clare, Chris (19)
 Clarey, Doug (77)
 Clark, Russell (79)
 Clark, Zach (08-10, 12-13)
 Clements, Zac (06)
 Clendenin, Morgan (07)
 Clevenger, Steve (13-15)
 Clontz, Brad (98)
 Coello, Robert (14)
 Cole, Joey (02, 04)
 Coleman, Choo Choo (69)
 Collazo, Willie (06)
 Collins, Kevin (69)
 Collins, Mike (04)
 Colon, Dennis (98)
 Colyer, Steve (05)
 Concepcion, Ambiorix (09)
 Cone, David (87)
 Conley, Virgil (88)
 Connors, Billy (69)
 Contreras, Joaquin (88-90)
 Contreras, Nardi (75)
 Cook, Mike (94)
 Corcoran, Tim (86)
 Cordero, Wil (05)
 Corey, Mark (00-02)
 Cormier, Lance (08)
 Cornejo, Mardi (73, 77-78)
 Cornelius, Reid (95)
 Cortright, Garrett (16)
 Costanzo, Mike (08-09)
 Cotton, Billy (72-73)
 Coulter, Chip (72)
 Craig, Rodney (85)
 Cram, Jerry (73-75)
 Crawford, Joe (95-97)
 Crespo, Cesar (07)
 Crichton, Stefan (17)
 Croswell, Bobby (73-74)
 Croushore, Rick (01)
 Cruz, Jacob (06)
 Cruz, Ruben (77)
 Cabbage, Mike (82)
 Cuervo, Ed (81)
 Cuevas, Angelo (87-88, 90)
 Cullen, Ryan (06)

Cummings, Charlie (74)
 Curry, Mike (01-02)
 -D-
 Daly, Mark (81)
 Dancy, Bill (76)
 Darden, Tony (98-99)
 Darensbourg, Vic (04)
 Darling, Ron (82-83)
 Dasenczo, Doug (94)
 Daubach, Brian (95-96, 05)
 David, Andre (87-88)
 Davies, Zach (15)
 Davis, Ben (08)
 Davis, Blake (09-12)
 Davis, Jay (94-95)
 Davis, Kane (02)
 Davis, Mike (82, 85-86)
 Davis, Ted (81)
 De Jesus Jr., Ivan (14)
 De La Cruz, Kelvin (14)
 De La Rosa, Dane (15)
 de San Miguel, Allan (12)
 DeButch, Mike (89-90)
 Decker, Steve (98)
 DeJohn, Mark (75-77)
 Del Orbe, Lazaro (72)
 Delaney, Rob (13)
 Delcarmen, Manny (13)
 Delgado, Wilson (04)
 Delli Carri, Joe (92-93)
 Denehy, Bill (70)
 DePastino, Joe (02-03)
 Despaigne, Odrisamer (16)
 Detienne, David (04)
 Dewey, Mark (91-92)
 Deza, Fredy (08-09)
 Diaz, Alex (90, 97)
 Diaz, Cesar (95)
 Diaz, Chico (71)
 Diaz, Jumbo (11)
 Diaz, Mario (90)
 Diaz, Victor (04-06, 09)
 Dickerson, Chris (13, 17)
 DiFelice, Mike (05-06)
 Diggie, Ron (75-76)
 DiLauro, Jack (69)
 Dillman, Bill (72)
 Dina, Allen (01)
 DiStasi, Ernie (74)
 Dixon, Tom (80-82)
 Dobie, Reggie (87-88)
 Donachie, Adam (10-11)
 Donnels, Chris (91-92)
 Dorn, Chris (92)
 Dorta, Melvin (09)
 Dosch, Drew (17-18)
 Dotel, Octavio (98-99)
 Dougherty, Jim (97)
 Douma, Todd (92)
 Dowell, Ken (88-90)
 Doyle, Terry (15-16)
 Doyne, Cory (07, 08)
 Dozier, D.J. (91-92)
 Drake, Oliver (11, 15-16)
 Drese, Ryan (11)
 Drummond, Tim (88-89)
 Dubois, Jason (07)
 Duensing, Brian (16)
 Duff, David (82)
 Dugan, Jim (69)
 Duncan, Jeff (03-05)
 Dunn, Todd (00)
 Dwyer, Jim (76)
 Dye, Scott (81-83)
 Dyer, Duffy (69)

Dykhoff, Radhames (00)	Frisella, Danny (69-70)	Grose, Jeff (76-77)	Holman, Scott (79-80, 82, 84)	-K-
Dykstra, Lenny (85)	Fritz, Larry (72-73)	Gross, Kip (90)	Hough, Stan (79)	Kaiser, Jeff (93)
Dziadkowiec, Andy (92)	Frobel, Doug (86)	Guerra, Mark (98-00)	House, J.R. (07)	Karns, Nate (19)
-E-	Fry, Paul (17-19)	Guilmet, Preston (14)	Housie, Wayne (93)	Kashiwada, Takashi (97)
Eades, Ryan (19)	Fuller, Mark (95)	Gunderson, Eric (93-94)	Howard, Chris (96)	Kasperek, Kenn (15)
Edens, Tom (86-89)	Fultz, Bill (85-86)	Gunkel, Joe (16)	Howard, David (01)	Kazmarek, George (72-74)
Edgin, Josh (18)	Fyhrie, Mike (96, 98)	Gurka, Jason (14, 18)	Howard, Jim (75)	Keisler, Randy (04, 08)
Edmondson, Brian (97)	-G-	Guzman, Freddy (09)	Howard, Mike (81-83)	Kelley, Dean (92)
Eenhoorn, Robert (98)	Gabino, Armando (10-11)	Gwosdz, Doug (86)	Howard, Tim (93)	Kelley, Tom (76)
Egan, Pat (10-12)	Gaff, Brent (81-85)	-H-	Howell, Patrick (92, 94)	Kelly, Kenny (03)
Eldridge, Rashad (06)	Gallagher, Bob (75)	Hahn, Don (72-73)	Hubele, Ryan (07)	Kelly, Michael (18)
Elster, Kevin (87)	Gallagher, Dave (92)	Hale, David (16)	Huber, Justin (04)	Kelly, Ty (12)
Engbers, Don (70)	Gallardo, Yovani (16)	Hall, Bill (12)	Huckle, Will (69)	Kennedy, Jim (72)
Engle, Tom (95)	Gamboa, Eddie (12-15, 18)	Hallums, Tom (74)	Hudson, Charlie (71)	Keppel, Bobby (04-05)
Erbe, Brandon (10)	Garcia, Anderson (06)	Halter, Shane (99)	Hudson, Jesse (70)	Keppinger, Jeff (04-06)
Erickson, Scott (04)	Garcia, Danny (03-04)	Haltiwanger, Garrick (99)	Hudson, Kyle (11)	Kester, Tim (07)
Erwin, Tyler (19)	Garcia, Freddy (13)	Halton, Sean (15)	Huffman, Phil (84)	Kidder, Jim (76)
Escalona, Edgmer (14)	Garcia, Luis (05)	Hamilton, Darryl (00)	Hughes, Keith (90)	Kiefer, Steve (90)
Escat, Gene (15)	Garcia, Omar (94-95)	Hammell, Al (94)	Hughes, Rhyne (09-11)	King, Jason (92)
Escobar, Alex (01)	Garcia, Yunir (06)	Hammock, Robby (09)	Hundley, Todd (91, 98)	Kinkade, Mike (98-99)
Eshelman, Tom (19)	Gardenhire, Ron (81, 83, 85-86)	Hammon, Randy (76)	Hunter, Bert (92-93)	Kipper, Bob (94)
Eshelman, Vaughn (01)	Gardiner, Mike (96)	Hampton, Ike (73-74)	Hunter, Scott (98-99, 01)	Kipper, Jordan (17)
Espinosa, Nino (75-76)	Gardner, Jeff (88-91)	Hamulack, Tim (05)	Hunter, Tommy (12)	Kirby, Wayne (74)
Espinosa, Ramon (97)	Gardner, Wes (84-85)	Haney, Todd (98-99)	Huntzinger, Brock (14)	Kirby, Wayne E. (98)
Esposito, Ken (72-73)	Garrett, Wayne (71)	Hansen, Jed (00, 05)	Hurdle, Clint (83-84, 87)	Kissane, Dennis (68)
Estrada, Frankie (71)	Gaspar, Rod (70)	Hansen, Terrel (91-92)	Hurst, Jonathan (94)	Klenda, Dave (76)
Estrella, Leo (01)	Gathright, Joey (09, 10)	Hardtke, Jason (95-97)	Huskey, Butch (94-95, 98)	Kleven, Jay (75-77)
Etheridge, Bobby (72)	Gausman, Kevin (13-16)	Hardy, J.J. (11, 17)	-I-	Kline, Branden (19)
Eufemia, Frank (92)	Geisler, Phil (97)	Hare, Shawn (94)	Iglesias, Roberto (63)	Kline, Doug (91-92)
Eveland, Dana (12, 15)	Gelatt, David (87)	Harnisch, Pete (97)	Innis, Jeff (87-90)	Kmak, Joe (94)
Everett, Carl (95)	Gentry, Craig (17)	Harris, Brendan (11)	Iorg, Lee (77)	Knott, Jon (07)
Exposito, Luis (12-13)	George, Chris (09-12)	Harris, Buddy (73)	Iriki, Yusaku (06)	Knotts, Gary (08)
Eyre, Willie (11-12)	Giavotella, Johnny (17)	Harris, Gene (98)	Ishii, Kazuhisa (05)	Kobel, Kevin (78)
Ezell, Glenn (69)	Gibbons, John (84-87)	Harris, Greg (80-81)	Ishikawa, Travis (13)	Komiyama, Satoru (02)
-F-	Gibson, Bob (87)	Hart, Bo (07)	Isringhausen, Jason (95, 97, 99)	Koo, Dae-Sung (05)
Fahey, Brandon (07-08)	Gibson, Derrik (15)	Hart, Donnie (17, 18)	-J-	Koonce, Don (71)
Fajardo, Daniel (17)	Gibson, Paul (92-93)	Harts, Greg (74)	Jackson, Conor (13)	Kranepool, Ed (70)
Faulkner, Andrew (17-18)	Gil, Benji (05)	Harvey, Hunter (19)	Jackson, Edwin (17)	Kremer, Dean (19)
Felice, Jason (87)	Gil, Jose (13)	Haselrig, Bill (81)	Jackson, Roy Lee (77-80)	Krynzel, Dave (09)
Feliciano, Pedro (02-04, 06)	Gilbert, Shawn (96-98)	Hausman, Tom (78-79, 82)	Jacobs, Frank (95)	Kurpiel, Ed (77-78)
Feliz, Anderson (18-19)	Giles, Brian (81-82, 84)	Hayden, Alan (88-89)	Jacobs, Mike (04)	-L-
Fernandez, Osvaldo (98)	Gilmartin, Sean (18-19)	Hays, Austin (19)	Jacome, Jason (94-95)	Lake, Junior (15)
Fernandez, Sid (84-85, 91)	Ginter, Matt (04)	Hearn, Ed (85-86)	Jaime, Angel (97)	Lamb, David (00)
Ferreira, Tony (86)	Givens, Brian (87, 90)	Heidemann, Jack (76)	Jakubauskas, Chris (11)	Lambert, Chris (09)
Ferrer, Sergio (78-80)	Glass, John (72-74)	Heil, Chuck (76)	Janish, Paul (15-17)	Lambin, Chase (05-06)
Fiegel, Todd (94)	Glavine, Mike (03-04)	Heilman, Aaron (02-04)	Jaster, Scott (87)	Lancelotti, Rick (85)
Figga, Mike (01)	Gleason, Sean (11-12)	Heintz, Chris (08)	Jefferies, Gregg (88)	Landrum, Ced (93)
Figueroa, Daniel (10)	Glynn, Ed (79, 84, 86-87, 90)	Heise, Bobby (69)	Jefferson, Stan (86)	Landry, Todd (98)
Figueroa, Luis (01-02)	Gonzalez, Denny (90)	Held, Dan (00)	Jelic, Chris (90)	Lane, Rick (78)
Figueroa, Paco (10)	Gonzalez, Dicky (99, 01-02)	Henderson, Ryan (98-99)	Jimenez, Alex (91)	Langbehn, Gregg, (93-94)
Filer, Tom (92-93)	Gonzalez, Javier (91-92, 94)	Hendley, Bob (69)	Jiménez, Francisco (18-19)	Lantigua, Manny (76-77)
Florentino, Jeff (08, 09)	Gonzalez, Geremi (06)	Hendrickson, Mark (11, 13)	Jimenez, Ubaldo (14)	Lara, Crucito (90)
Fitzgerald, Joey (71)	Gonzalez, Lariel (00)	Hennigan, Phil (73-74)	Johnson, Bob (69)	Larson, Toby (96)
Fitzgerald, Mike (81-83)	González, Luis (18-19)	Henriquez, Oscar (99-01)	Johnson, Chris (17)	Latham, Bill (84-85, 87)
Flaa, Jay (19)	Gonzalez, Michael (10)	Henson, Tyler (11)	Johnson, Dan (13)	Latham, Chris (02)
Flaherty, Ryan (12-13, 15-16)	Gonzalez, Miguel (12, 14)	Herb, Tyler (19)	Johnson, Jim (07-08, 10)	LaVigne, Tim (03, 05-06)
Fleetham, Ben (99)	Gonzalez, Raul (03-04)	Hernandez, Anderson (05-06)	Johnson, Mark (00-02)	Lawton, Marcus (88-89)
Flodin, Lloyd (69)	Gooden, Dwight (87, 94)	Hernandez, Carlos (01-02)	Johnson, Russ (03)	Laxton, Bill (75)
Flora, Kevin (96)	Gorinski, Bob (79)	Hernandez, David (09)	Johnson, Steve (11-15, 17)	Lazorko, Jack (93)
Florence, Don (95)	Gorman, Tom (82-84)	Hernandez, Luis (07, 08)	Jones, Bobby J. (93, 99-00)	Leach, Terry (81-86)
Flores, Gil (78, 80-84)	Gorzelnanny, Tom (16)	Hernandez, Manny (89-91)	Jones, Bobby M. (00-02)	Leary, Tim (81, 83-84)
Foli, Tim (70)	Gosger, Jim (69, 72-74)	Hernandez, Michel (10-11)	Jones, Chris A. (13-15)	Ledee, Ricky (06)
Folkers, Rich (70-71)	Gotay, Ruben (06)	Hertz, Steve (69)	Jones, Chris C. (95)	Ledesma, Aaron (94-95)
Ford, Lew (12-13)	Gozzo, Mauro (93-94)	Hess, David (18-19)	Jones, Geary (88)	Lee, Chris (17-19)
Fordyce, Brook (93-94)	Graham, Greg (94-95)	Hester, John (11-12)	Jones, Ross (84-85)	Lee, David (05)
Fortunato, Bartolome (04, 06)	Graves, Danny (05)	Hietpas, Joe (05-06)	Jordan, Ricardo (97)	Lee, Derek (95)
Foster, Leo (75-77)	Graves, Kenny (90)	Hill, Jeremy (05)	Jorgensen, Mike (69, 71)	Lee, Mark (96)
Foster, Roy (69)	Green, Nick (11)	Hill, Rich (09)	Joseph, Caleb (12, 14, 16, 18)	Leicester, Jon (07, 08)
Fowler, Zach (12)	Green, Steve (07)	Hillman, Eric (91-94)	Joseph, Corban (16)	Leiper, Tim (91)
Fox, Jake (11)	Greene, Charlie (95, 97)	Hinchliffe, Brett (01)	Joseph, Jake (02-04)	Lerud, Steven (10)
Franco, John (03)	Greer, Kenny (94)	Hinckley, Mike (10)	Julius, Jacob (11)	Levis, Jesse (04)
Franco, Matt (96-98, 00-01)	Greif, Bill (78)	Hodges, Ron (75)	Junge, Eric (05)	Levy, Stuart (18)
Freiling, Howie (90)	Griffiths, Jeremy (03-04)	Hoes, L.J. (12-13, 16)	Juran, Tim (74-75)	Lewis, Richie (99-01)
Freitas, David (14-15)	Grifol, Pedro (99)	Hoey, Jim (07)	Jurrjens, Jair (13)	Liddell, Dave (89-90)
Frey, Steve (88)	Grimes, Matthew (18)	Hoffmann, Jamie (12)		Liddi, Alex (13)

Lidle, Cory (97)	Martinez, Luis (93)	Monell Jr., Johnny (14)	Ortiz, Luis (18-19)	Poe, Rick (82)
Lima, Jose (06)	Martinez, Luis M. (13)	Monell Sr., Johnny (87, 90)	Orton, John (95)	Pomeranz, Stu (12)
Lindeman, Jim (94)	Martinez, Ozzie (16)	Montane, Ivan (01)	Ostrosser, Brian (72-74)	Pontes, Dan (99)
Link, Jon (12)	Martinez, Pablo (94)	Montanez, Lou (07, 09-10)	Osuna, Al (95)	Pratt, Todd (97-98)
Linton, Doug (94, 01)	Martinez, Pedro, A. (96)	Montero, Jesús (17)	Otero, Ricky (95)	Presley, Alex (18)
Lira, Felipe (02)	Martinez, Sandy (06)	Montgomery, Ray (01)	Otis, Amos (69)	Pressley, Josh (03)
Little, Mark (02)	Martinez, Teddy (70-71)	Moore, Brad (91-92)	Ownbey, Rick (82-83)	Prewitt, Larry (79)
Livingston, Bobby (09)	Martis, Shairon (17)	Moore, Kelvin (83)	-P-	Pride, Curtis (00)
Livingstone, Scott (99)	Mata, Frank (10)	Moore, Michael (97)	Pacella, John (77-79)	Pridie, Jason (13)
Liz, Radhames (08-09)	Matlack, Jon (69-71)	Moore, Scott (08-10)	Pachot, John (04-05)	Probst, Alan (00-01)
Lobstein, Kyle (16)	Matsui, Kazuo (06)	Moore, Tommy (70, 72-74)	Padilla, Juan (05)	Proctor, Scott (13)
Locke, Ronnie (69)	Matthews, Mike (05)	Mora, Melvin (98-00)	Pagan, Angel (04-05)	Puig, Rich (74-75)
Lockwood, Rick (87)	Matusz, Brian (11-12)	Morales, Eric (98)	Palacios, Vicente (99)	Puleo, Charlie (81)
Lockwood, Skip (75)	Maxcy, Brian (98)	Morales, Jose (72)	Palmer, Lowell (77)	Pulido, Carlos (98)
Lohrman, Dave (01)	May, Lee Jr. (91-92)	Moreno, Jose (79-80)	Paquette, Craig (98-99)	Pulley, Matt (07)
Lombardi, Phil (88-89)	Mazzilli, Lee (86)	Moreno, Orber (03)	Pardo, Al (88)	Pulsipher, Bill (95, 97-98, 00)
Lombardozi, Steve (14)	McCarthy, Tom (86-88)	Moreno, Victor (07)	Paredes, Jimmy (14)	Pye, Eddie (97)
Lombarski, Tom (87)	McClain, Scott (97)	Morgan, Kevin (95-97)	Parker, Harry (72)	-R-
Long, Lucas (18-19)	McCoy, Mike (08)	Morton, Kevin (94)	Parker, Rick (94, 98)	Ragsdale, Corey (04)
Long, Terrence (99)	McCoy, Patrick (15)	Mountcastle, Ryan (19)	Parmelee, Chris (15)	Rajisich, Gary (81, 83)
Loomis, Andy (12-13)	McCoy, Trey (95-96)	Mouton, Lyle (03)	Parra, Jose (04)	Raleigh, Matt (98)
Lopez, Johan (78)	McCray, Rodney (92)	Moyer, Jamie (12)	Patterson, Corey (10)	Ramirez, Hector (96)
Lopez, Jose (97)	McCready, Jim (95-96)	Muckenhirn, Zach (19)	Patton, Troy (09-11, 14)	Ramirez, Julio (06)
Lopez, Luis (97)	McCroxy, Bob (08-09)	Mullins, Cedric (18-19)	Paul, Ronnie (69-71)	Ramirez, Mario (78-80)
Lora, Luis (76)	McCurdy, Nick (07)	Munoz, Bobby (02)	Paul, Xavier (14)	Ramirez, Ramon (14)
Lough, David (15)	McCurry, Cole (11-12)	Murphy, Donnie (09)	Pauley, David (09)	Ramirez, Yefry (18-19)
Love, Reid (18)	McCutchen, Daniel (13)	Murray, Dan (99)	Paulino, Ronny (12-13)	Ramos, Pedro (72)
Lowery, Terrell (96)	McDaniel, Terry (91)	Musgraves, Dennis (69-70)	Paulk, Robert (06)	Ramsey, Fernando (94)
Lozano, David (77)	McDonald, Dave (72-74)	Musser, Neal (04-05)	Pavlick, Gregg (77)	Rapada, Clay (11, 14)
Lucas, Josh (19)	McEwing, Joe (00, 03)	Musselman, Jeff (90)	Paxton, Darrin (95)	Ratzer, Steve (82)
Ludwick, Eric (95)	McFarland, T.J. (14-16)	Myers, Jimmy (97, 99)	Payton, Jay (95-96, 98-99, 07)	Rauch, Bob (71-72)
Luetge, Lucas (17)	McFarlane, Orlando (69-70)	Myers, Randy (85-87)	Pearson, Don (79)	Rauch, Jon (13)
Lunar, Fernando (05)	McGilberry, Randy (80)	-N-	Pedrique, Al (85-87, 91)	Rauth, Chris (92)
Lundblade, Rick (89)	McGinley, Blake (04-06)	Nady, Xavier (06)	Peguero, Francisco (14)	Ray, Chris (09)
Lyden, Mitch (92)	McGough, Scott (16-17)	Nathans, Tucker (17)	Pelfrey, Mike (06)	Raziano, Barry (70-72)
Lydon, Wayne (05)	McGuire, Ryan (00)	Navarrette, Ray (06)	Pelzer, Wynn (11)	Reahm, Fred (69-70, 72)
Lynch, Ed (80-81, 86)	McKnight, Jeff (87-89, 92, 94)	Navarro, Rey (15)	Pemberton, Brock (75-76)	Reardon, Jeff (79)
Lyons, Barry (86, 89-90)	McLouth, Nate (12)	Navarro, Tito (93-94)	Peña, Francisco (16-17)	Redfield, Joe (85)
Lyons, Mike (99)	McMichael, Greg (99)	Navarro, Yamaico (13)	Pena, Hipolito (92)	Redman, Prentice (03-05)
Lyttle, Jim (74)	McMullen, Ricky (82-83)	Nelson, Ricky (87)	Penn, Hayden (07, 08)	Redman, Tike (07, 08)
-M-	McNab, Tim (06)	Neshek, Pat (12)	Pérez, Audry (15-18)	Redmond, Todd (16)
MacDonald, Bob (96)	McNeal, Aaron (02)	Neubart, Garrett (99)	Pérez, Carlos (19)	Reed, Darren (88-90)
MacDonald, Ronald (80-82)	McNulty, Bill (73)	Nevinger, Gary (73)	Pérez, Juan (06)	Reed, Rick (96, 99)
Machado, Julio (89-90)	McPhail, Marlin (85-86)	Newby, Kyler (12)	Pérez, Marty (78)	Reid, Scott (72)
MacLane, Evan (06)	Means, John (18)	Nielsen, Scott (89-91)	Pérez, Miguel (06)	Reimold, Nolan (09-11, 15)
Magadan, Dave (86)	Meek, Evan (14)	Niemann, Randy (85-87)	Pérez, Oliver (06)	Reinheimer, Jack (19)
Magnifico, Damien (17)	Meisinger, Ryan (18)	Nitschke, Buzz (70)	Pérez, Rossmel (15)	Remlinger, Mike (94)
Mahalik, John (96)	Mejia, Cesar (90)	Nix, Jayson (15)	Pérez, Timo (00-03)	Renko, Steve (69)
Mahomes, Pat (99)	Melville, Tim (18)	Noboa, Junior (92)	Pérez, Yorkis (97)	Reyes, Jose (03)
Mahoney, Joe (12)	Mendoza, Carlos (97)	Nolan, Joe (73-74)	Perkins, Jerry (71-73)	Reynolds, Ronn (83-85)
Maine, John (06)	Mendoza, Mike (80-81)	Norman, Dan (77-79, 81)	Perlozzo, Sam (81)	Reynoso, Armando (98)
Majewski, Val (07)	Mercado, Hector (99)	Norris, Bud (15)	Perrault, Josh (09)	Richardson, Antoan (12)
Makowski, Tom (76-77)	Mercado, Orlando (90-92)	Novoa, Roberto (08)	Perry, Ken (76-77)	Rickard, Joey (17-19)
Malave, Jaime (02)	Mercedes, Jose (99)	Nuñez, Renato (18)	Person, Robert (95-96)	Rifaela, Ademar (19)
Malek, Bobby (06)	Meredith, Cla (10)	Nuño, Vidal (17)	Petagine, Roberto (96-97)	Riggan, Jerrod (01, 03)
Maler, Jim (84)	Meyers, Mike (04)	Nye, Rodney (03-05)	Petersime, Zach (12-13)	Ring, Royce (04-06)
Mancini, Trey (16)	Mickolio, Kam (08-10)	-O-	Peterson, Jace (19)	Rivera, Luis (96)
Manderbach, Gary (74-75)	Middlebrook, Jason (02-03)	O'Brien, Chris (16-17)	Petit, Yusmeiro (05)	Roa, Joe (94)
Maness, Dwight (98)	Milledge, Lastings (06)	O'Malley, Tom (89)	Pettit, Jake (13-14)	Roach, Jason (01-04)
Maness, Nick (02)	Miller, Dyar (80)	O'Rourke, Ryan (18)	Pfeil, Bobby (69-70)	Roberson, Chris (08)
Mangual, Pepe (77-78)	Miller, Jai (12)	Ochoa, Alex (95-96)	Phelps, Cord (14)	Roberson, Kevin (96)
Mankowski, Phil (80-82)	Miller, Jim (07-10)	Ochoa, Javier (00)	Phillips, Ed (71)	Roberts, Brian (12-13)
Mann, Jim (00)	Miller, Keith (87-89)	Ochoa, Pablo (01)	Phillips, Evan (18-19)	Roberts, Chris (95, 97)
Manto, Jeff (94)	Miller, Rich (76-78)	Offerman, Jose (05-06)	Phillips, Jason (01-03)	Roberts, Grant (99-01, 03)
Manuel, Barry (97)	Miller, Ryan (01)	Oliver, Andy (15-16)	Phillips, Zach (11-12, 16)	Robertson, Jeriome (06)
Manzanillo, Josias (93-94, 98)	Milliard, Ralph (98)	Olmos, Edgar (16)	Piazza, Mike (03)	Robertson, Jerry (71)
Marrero, Chris (14)	Milligan, Randy (86-87)	Olson, Garrett (07, 08)	Piazza, Tony (05)	Robinson, Chris (12-13)
Marshall, Randy (92-93)	Milner, John (71)	Olson, Greg (86-87)	Pichardo, Nelson (72-73)	Robinson, Dwight (93)
Marin, Adrian (18)	Mimbs, Mark (98)	Olson, Ryan (04)	Pickett, Rich (83-84)	Robinson, Trayvon (13)
Mariñez, Jhan (18)	Miranda, Ariel (16)	Olwine, Ed (84-85)	Pie, Felix (11)	Roca, Gil (90)
Marte, Alfredo (16)	Mitchell, Andy (07-10)	Ontiveros, Steve (01)	Pinckney, Brandon (09)	Rodriguez, Daniel (15)
Martin, James (97)	Mitchell, John (86-89)	Oquendo, Jose (82-84)	Pineda, Luis (04)	Rodriguez, Guillermo (09)
Martin, Jerry (84)	Mitchell, Kevin (84-85)	Ordonez, Rey (95)	Pineiro, Joel (12)	Rodriguez, Joely (18)
Martin, Tom (01)	Moeller, Chad (09)	Orosco, Jesse (79, 81)	Plantier, Phil (98)	Rodriguez, Jose (04)
Martinez, Gabby (01)	Monasterio, Juan (79)		Plummer, Dale (90-93)	Rodriguez, Nerio (01)

Rodriguez, Rich (00)	Seanez, Rudy (97)	Stinnett, Kelly (06)	Tucker, Michael (06)	Wieters, Matt (09, 15)
Rodriguez, Richard (15-17)	Searage, Ray (80-81)	Stinson, Josh (13-14)	Turner, Justin (09, 10)	Wigginton, Ty (01-02)
Rodriguez, Sammy (99-00)	Seefried, Tate (97)	Stitzel, Glen (70-71)	Turrentine, Rich (98-99)	Wilkerson, Stevie (18-19)
Roe, Chaz (15-16)	Seibel, Phil (03)	Stoddard, Bob (95)	Twardoski, Mike (93)	Wilkins, Andy (15)
Rogers, Bryan (94-96)	Self, Todd (06)	Stoffel, Jason (16)	Tyler, Tom (75)	Wilkins, Rick (98)
Rogers, Josh (18-19)	Seminara, Frank (94)	Stone, Gary (70)	Tyner, Jason (99-00)	Williams, Charlie (72)
Rogers, Randy (78-79)	Semprini, John (81, 83)	Straily, Dan (19)	-U-	Williams, Dave (06)
Rohr, Les (70)	Senn, Terry (75)	Strange, Pat (01-04)	Uehara, Koji (10)	Williams, Gerald (04, 05)
Rojas, Carlos (09, 11-12)	Senteney, Steve (83)	Stratton, Rob (01-02)	Urrutia, Henry (13-17)	Williams, Jimmy (95)
Roman, Jose (87-88)	Seo, Jae (01-02, 04-05)	Strawberry, Darryl (83)	-V-	Williams, Jimmy (71)
Roman, Orlando (06)	Serafini, Dan (01)	Strickland, Scott (05)	Vail, Mike (75)	Williams, Matt (02)
Romero, Felix (08)	Serrano, Jimmy (02-03)	Strohmayr, John (74)	Valdez, Efrain (98)	Williams, Mason (19)
Romero, J.C. (12)	Shamsky, Art (69)	Strom, Brent (71-72)	Valencia, Danny (13)	Williams, Todd (07)
Romero, Mandy (99)	Sheff, Chris (00)	Sucre, Jesús (19)	Valent, Eric (05)	Willis, Dontrelle (12)
Romero, Niuman (13)	Shepherd, Chandler (19)	Susac, Andrew (18)	Valera, Breyvic (18)	Wilson, Andy (05)
Rondon, Jorge (15)	Shepherd, Keith (97)	Swan, Craig (73-75)	Valera, Julio (89-92)	Wilson, John (03)
Rondón, José (19)	Sheppard, Tommie (72)	Sweet, Rick (81)	Valera, Yohanny (99)	Wilson, Mookie (79-80, 86)
Rosa, Garabez (15-16, 18)	Shinjo, Tsuyoshi (03)	-T-	Van de Castele, Mike (78-79)	Wilson, Paul (95, 98, 00)
Rosado, Papo (77-80)	Shibley, Craig (88-90)	Takatsu, Shingo (05)	VandenHurk, Rick (10-11)	Wilson, Preston (98)
Rose, Don (71)	Shipp, Brian (03)	Tam, Jeff (97-99)	Vann, Brandy (93)	Wilson, Tom (04)
Roseboro, Jaime (91)	Shouse, Brian (00)	Tamargo, John (98, 00-02)	Vasquez, Anthony (14)	Wilson, Tyler (14-17)
Rowen, Ben (15)	Shuey, Paul (07)	Tanaka, Ryohei (11)	Vasquez, Aquedo (90)	Wilson, Vance (98-01, 04)
Ruebel, Matt (99)	Shumaker, Anthony (00)	Tapani, Kevin (89)	Vasquez, Julian (92)	Wine, Robbie (91)
Ruettiger, John (15)	Siebert, Paul (77-78)	Tarasco, Tony (01-02)	Vatcher, Jim (94)	Winningham, Herm (83-84, 93)
Ruffin, Johnny (98)	Sierra, Ruben (98)	Tarnow, Josh (08)	Vaughn, DeWayne (86-87)	Winston, Fred (72)
Ruiz, Rio (19)	Simon, Alfredo (08, 10)	Tarver, LaSchelle (82-85)	Vazquez, William (06)	Winterfeldt, Todd (80-81)
Rundles, Rich (12)	Simons, Mitch (00)	Tate, Dillon (19)	Vega, Jesus (81)	Withem, Shannon (96-97)
Rupe, Josh (11)	Singleton, Ken (70)	Tate, Randy (74, 76)	Velandia, Jorge (00-03)	Wojciechowski, Asher (18)
Russell, Adam (13)	Sisco, Chance (16-19)	Tatum, Craig (10-11)	Velazquez, Gil (02-04)	Wolf, Randy (14)
-S-	Sisk, Doug (85-86, 90)	Taylor, Chuck (72)	Veras, Quilvio (94)	Wolf, Ross (10)
Saenz, Jason (02)	Slack, Jon (04)	Teagarden, Taylor (13)	Verrett, Logan (17)	Wolff, Billy (70)
Salazar, Angel (85)	Smith, Bernie (69)	Tejada, Miguel (12)	Vielma, Engelb (18-19)	Wood, Brandon (13)
Salazar, Oscar (08-09)	Smith, Brandon (94)	Tejada, Ruben (17-18)	Villano, Mike (99)	Worrell, Mark (11)
Salazar, Richard (07)	Smith, Chuck (06)	Tejeda, Juan (06)	Villanueva, Elih (15)	Wotherspoon, Matt (17-19)
Salazer, Jeff (10)	Smith Jr., Dwight (19)	Telgheder, Dave (92-95)	Villarreal, Oscar (12)	Wright, David (04)
Salinas, Manny (89)	Smith, Jimmy (80)	Terdoslavich, Joey (16)	Vina, Fernando (92-94)	Wright, Mike (13-17)
Sambito, Joe (85)	Smith, Keith (81)	Terrell, Walt (82-83)	Vincej, Zach (19)	Wright, Wesley (15)
Samuels, Roger (90)	Smith, Keith (92)	Terrero, Luis (08)	Viola, Pedro (10, 12)	Wyatt, Dave (86-87)
Sanchez, Zolio (89-90)	Smith, Ottis (93)	Thames, Eric (13)	Von Ohlen, Dave (80-82)	Wylie, Mitch (06)
Sanders, Ken (75)	Smith, P. Keith (92)	Theodore, George (72, 75)	-W-	Wynne, Marvell (82-83)
Sanders, Tracy (95)	Snead, Esix (03-04)	Thomas, Scott (12)	Wada, Tsuyoshi (12-13)	Wynns, Austin (16, 18-19)
Sandy, Tim (93)	Snelten, D.J (18)	Thompson, Ryan (93, 95)	Wade, Scott (93)	-Y-
Santana, Rafael (84)	Snyder, Brandon (09-11)	Thornton, Lou (89-90)	Wagner, Paul (01)	Yacabonis, Jimmy (17-19)
Santander, Anthony (18-19)	Snyder, Chris (13)	Thurberg, Tom (79, 81)	Walker, Adam (02)	Yan, Esteban (08)
Santiago, Benito (05)	Snyder, Earl (01)	Thurman, Gary (96-97)	Walker, Adam Brett (17)	Yan, Ruddy (07)
Santiago, Jose (05)	Socarras, Tony (04)	Tibbs, Jay (84)	Walker, Christian (14-16)	Yarnall, Ed (97)
Santos, Omir (08)	Socolovich, Miguel (12)	Tiffie, Terry (07)	Walker, Pete (94-95, 01-02)	Yastrzemski, Mike (16-18)
Sardiñas, Luis (17-18)	Soff, Ray (89-91)	Tijerina, Tony (95)	Walker, Tyler (00-02)	Yates, Tyler (02-04)
Sarfate, Dennis (09, 10)	Solari, Dennis (76-78)	Till, Steve (79)	Wall, Donne (01)	Ynoa, Gabriel (17, 19)
Sauerbeck, Scott (97-98)	Soler, Alay (06)	Tillman, Chris (09-12, 17, 18)	Wallace, Brett (14)	Yoon, Suk-min (14)
Saunders, Chris (95, 97)	Soler, Ramon (02)	Tillman, Rusty (82-84)	Wallace, Derek (96, 98-99)	Yost, Ned (77)
Saunders, Dennis (71)	Sorrell, Billy (69)	Timmons, Ozzie (04)	Walter, Gene (87)	Young, Anthony (91, 93)
Saunders, Doug (93)	Spehr, Tim (98)	Toca, Jorge (99-03)	Walters, David (12)	Young, Bobby (71)
Saunders, Joe (14)	Spiers, Bill (95)	Todd, Jackson (76-77)	Ward, Brian (13-14)	Ysla, Luis (18-19)
Saunders, Michael (18)	Spoone, Chorye (11)	Tolleson, Steve (12, 16)	Waring, Brandon (12-13)	-Z-
Sauveur, Rich (91)	Sprague, Gary (70-72)	Tolliver, Ashur (16)	Washington, David (17)	Zagone, Rick (12)
Savage, Jack (88-89)	Spriggs, George (71-72)	Tolman, Tim (88)	Washington, Ron (79)	Zamora, Pete (03)
Schafer, Logan (17)	Springer, Dennis (00)	Tomberlin, Andy (96, 99)	Waters, Chris (07-09)	Zdeb, Joe (80)
Schatzeder, Dan (91)	Springer, Steve (85-88, 92-93)	Torrealba, Steve (09)	Watson, Matt (03)	Zimmermann, Bruce (19)
Scherrer, Bill (89)	Staiger, Roy (73-75, 77)	Torres, Eider (07, 08)	Webb, Hank (73-76)	Zouzalik, Michael (16)
Schiraldi, Calvin (84-85)	Stanton, LeRoy (70-71)	Torve, Kelvin (90-91)	Webb, Ryan (14)	
Schlereth, Daniel (13)	Starr, Sammie (12)	Traber, Billy (01)	Weeks, Jemile (14)	
Schmitz, Danny (83)	Startup, Will (11)	Tracey, Sean (07)	Wegener, Mike (73-75)	
Schmoll, Steve (06)	Stearns, John (76, 84)	Trachsel, Steve (01, 05)	Wegmann, Tom (92-93)	
Schneck, Dave (72-74)	Steed, Rick (98)	Tracy, Andy (02)	Welch, Mike (96-97, 99)	
Schoop, Jonathan (13, 18)	Stephenson, Earl (79)	Tracy, Jack (69)	West, David (88-89)	
Schoop, Sharlon (15-18)	Sterling, Randy (73-75)	Trail, Chet (69)	Weston, Mickey (88, 93)	
Schourek, Pete (90-92)	Stern, Adam (07, 08)	Trapp, Randy (75-77)	Wheeler, Cody (15)	
Schulze, Don (87)	Stevens, Bobby (12)	Trautwein, Dave (90-91)	Wheeler, Dan (03-04)	
Scobie, Jason (03, 05-06)	Stewart, Bunky (61)	Treadwell, Jody (99)	Wheeler, Jason (17)	
Scott, Mike (77-80)	Stewart, DJ (18-19)	Trevino, Alex (78)	Wheeler, Zelous (12-13)	
Scott, Tanner (18-19)	Stewart, Ron (74)	Tricek, Rick (96, 98)	White, Mike (92)	
Scott, Tayler (19)	Stewart, Scott (98-00, 05)	Trujillo, Mike (89)	Whitehurst, Wally (88-90)	
Scripture, Billy (70-72)	Stewart, Zach (17)	Trumbo, Mark (18-19)	Whiteside, Eli (07)	
Scutaro, Marco (02-03)	Stidham, Phil (95)	Tucker, Jonathan (09-10)	Widlansky, Robbie (11)	

Bold = Has played in MLB Game

PLAYERS TO PLAY FOR BOTH THE TIDES AND ORIOLES SINCE 2007 (228 PLAYERS)

<u>Player</u>	<u>Baltimore</u>	<u>Norfolk</u>	<u>Player</u>	<u>Baltimore</u>	<u>Norfolk</u>	<u>Player</u>	<u>Baltimore</u>	<u>Norfolk</u>
Accardo, Jeremy	2011	2011	Hendrickson, Mark	2009-11	2011, 2013	Rodriguez, Guillermo	2009	2009
Adams, Ryan	2011	2011-12	Hernandez, David	2009-10	2009	Rodriguez, Richard	2017	2017
Albers, Matt	2008-10	2009	Hernandez, Luis	2007-08	2007-08	Roe, Chaz	2015-16	2015-16
Álvarez, Dariel	2015-16	2014-16	Hess, David	2018-19	2018-19	Rogers, Josh	2018-19	2018-19
Álvarez, Pedro	2016-18	2018	Hill, Rich	2009	2009	Romero, J.C.	2012	2012
Andino, Robert	2009-12	2010-12, 2017	Hoes, L.J.	2012-13	2012-13	Rondon, Jorge	2015	2015
Angle, Matt	2010-12	2010-11	Hoey, Jim	2006-07	2007, 2010	Rondón, José	2019	2019
Aquino, Jayson	2016-17	2016-18	House, J.R.	2007	2007	Ruiz, Rio	2019	2019
Araújo, Pedro	2018-19	2019	Hudson, Kyle	2011	2011	Rupe, Josh	2011	2011
Arrieta, Jake	2010-13	2009-10, 2012-13	Hughes, Rhyne	2010	2009-11	Salazar, Oscar	2008-09	2008-09
Asencio, Jairo	2013	2013	Hunter, Tommy	2011-15	2012	Santander, Anthony	2017-19	2018-19
Asher, Alec	2017	2017	Ishikawa, Travis	2013	2013	Santos, Omir	2008	2008
Atkins, Mitch	2011	2011	Jakubauskas, Chris	2011	2011	Sarfate, Dennis	2008-09	2009-10
Aubrey, Michael	2009	2009-10	Jackson, Edwin	2017	2017	Saunders, Joe	2012, 2014	2014
Avery, Xavier	2012-13	2012-13, 2016	Janish, Paul	2015-17	2015-17	Schoop, Jonathan	2013-18	2013, 2018
Beckham, Tim	2017-18	2018	Jimenez, Ubaldo	2014-17	2014	Scott, Tanner	2018-19	2018-19
Belfiore, Mike	2013	2013	Johnson, Dan	2013	2013	Scott, Tayler	2019	2019
Bell, Josh	2010	2010-12	Johnson, Jim	2006-2013	2007-08, 2010	Shepherd, Chandler	2019	2019
Bell, Rob	2007	2007	Johnson, Steve	2012-13, 2015	2011-15, 2017	Shuey, Paul	2007	2007
Bergesen, Brad	2009-12	2009-12	Joseph, Caleb	2014-18	2012, 14, 16, 18	Simon, Alfredo	2008-11	2008-10
Berken, Jason	2009-12	2009, 2011-12	Jurrjens, Jair	2013	2013	Sisco, Chance	2017-19	2016-19
Berry, Quintin	2014	2014	Karns, Nate	2019	2019	Smith Jr., Dwight	2019	2019
Betemit, Wilson	2012-13	2013	Kline, Branden	2019	2019	Snyder, Brandon	2010-11	2009-11
Birkins, Kurt	2006-07	2007	Knott, Jon	2007	2007	Snyder, Chris	2013	2013
Blach, Ty	2019	2019	Lake, Junior	2015	2015	Socolovich, Miguel	2012	2012
Bleier, Richard	2017-2019	2017	Lambert, Chris	2009	2009	Stern, Adam	2007	2007-08
Brach, Brad	2014-18	2014	Leicester, Jon	2007	2007-08	Stewart, DJ	2018-19	2018-19
Bridwell, Parker	2016	2016-17	Liz, Radhames	2007	2008-09	Stinson, Josh	2013-14	2013-14
Britton, Zach	2011-18	2010-13, 18	Lombardozi, Steve	2014	2014	Straily, Dan	2019	2019
Bukvich, Ryan	2008	2008	Lough, David	2014-15	2015	Sucre, Jesús	2019	2019
Burnett, Alex	2013	2013	Lucas, Josh	2019	2019	Susac, Andrew	2018	2018
Bynum, Freddie	2007	2008	Mahoney, Joe	2012	2012	Tate, Dillon	2019	2019
Cabral, Cesar	2015	2015	Mancini, Trey	2016-19	2016	Tatum, Craig	2010-11	2010-11
Cabrera, Everth	2015	2015	Mariñez, Jhan	2018	2018	Teagarden, Taylor	2012-13	2013
Cabrera, Fernando	2007-08	2007-08	Mata, Frank	2010	2010	Tejada, Miguel	2004-07, 10	2012
Carroll, Cody	2018	2018	Matusz, Brian	2009-15	2011-12	Tejada, Ruben	2017	2017-18
Casilla, Alexi	2013-14	2014	McCrory, Bob	2008	2008-09	Tillman, Chris	2009-18	2009-12, 2017-18
Castillo, Alberto B.	2007	1995-98, 2007	McFarland, T.J.	2014-16	2014-16	Tolleson, Steve	2012	2012, 2016
Castillo, Alberto T.	2008	2008-11	McLouth, Nate	2012-13	2012	Tolliver, Ashur	2016	2016
Chavez, Endy	2012	2012	Means, John	2018-19	2018	Torres, Eider	2008	2007-08
Cherry, Rocky	2007-08	2008	Meek, Evan	2014	2014	Trumbo, Mark	2016-2019	2018-19
Cintron, Alex	2008	2008	Meisinger, Ryan	2018	2018	Turner, Justin	2009-10	2009-10
Clark, Zach	2013	2008-10, 2012-13	Meredith, Cla	2009-10	2010	Uehara, Koji	2009-11	2010
Clevenger, Steve	2013-15	2013-15	Mickolio, Kam	2008-10	2008-10	Urrutia, Henry	2013, 2015	2013-17
Cormier, Lance	2008	2008	Miller, Jim	2008	2007-10	Valencia, Danny	2013, 2018	2013
Crichton, Stefan	2017	2017	Miranda, Ariel	2016	2016	Valera, Breyvic	2018	2018
Davis, Blake	2011	2009-12	Moeller, Chad	2009	2009	Verrett, Logan	2017	2017
Despaigne, Odrisamer	2016	2016	Montanez, Luis	2008-10	2007, 2009-10	Vielma, Engelb	2018	2018-19
Dickerson, Chris	2013	2013, 2017	Moore, Scott	2007-08, 2010	2008-10	Viola, Pedro	2010	2010-12
Doyne, Cory	2007	2007-08	Mullins, Cedric	2018-19	2018-19	Walker, Christian	2014-15	2014-16
Drake, Oliver	2015-16	2011, 2015-16	Navarro, Rey	2015	2015	Washington, David	2017	2017
Duensing, Brian	2016	2016	Navarro, Yamaico	2013	2013	Waters, Chris	2008-09	2007-09
Eades, Ryan	2019	2019	Norris, Bud	2013-15	2015	Webb, Ryan	2014	2014
Eshelman, Tom	2019	2019	Nuñez, Renato	2018-19	2018	Weeks, Jemile	2014	2014
Eveland, Dana	2012	2012, 2015	Nuño, Vidal	2017	2017	Whiteside, Eli	2005	2007
Exposito, Luis	2012-13	2012-13	Olson, Garrett	2007	2007-08	Wieters, Matt	2009-15	2009, 2015
Eyre, Willie	2011	2011-12	Ortiz, Luis	2018-19	2018-19	Wilkerson, Stevie	2018-19	2018-19
Fahey, Brandon	2006-08	2007-08	Paredes, Jimmy	2014-15	2014	Williams, Mason	2019	2019
Fiorentino, Jeff	2005-06, 2009	2008-09	Parmelee, Chris	2015	2015	Williams, Todd	2004-07	2007
Flaherty, Ryan	2012-17	2012-13, 2015-16	Patterson, Corey	2006-07, 2010	2010	Wilson, Tyler	2015-17	2014-17
Ford, Lew	2012	2012-13	Patton, Troy	2010-14	2009-11, 2014	Wojciechowski, Asher	2019	2018
Fox, Jake	2010	2011	Paulino, Ronny	2012	2012-13	Wolf, Randy	2012	2014
Fry, Paul	2018-19	2017-19	Payton, Jay	2007-08	95-96, 98-99, 2007	Worrell, Mark	2011	2011
Gabino, Armando	2010	2010-11	Peña, Francisco	2016-17	2016-17	Wotherspoon, Matt	2019	2017-19
Gallardo, Yovani	2016	2016	Peterson, Jace	2018-19	2019	Wright, Mike	2015-18	2013-18
Gamboa, Eddie	2015	2012-15	Phelps, Cord	2014	2014	Wright, Wesley	2015	2015
Garcia, Freddy	2013	2013	Phillips, Evan	2018-19	2018-19	Wynns, Austin	2018-19	2016, 2018-19
Gausman, Kevin	2013-18	2013-16	Phillips, Zach	2011	2011-12, 2016	Yacabonis, Jimmy	2017-19	2017-19
Gentry, Craig	2017-18	2017	Pie, Felix	2009-11	2011	Yan, Esteban	1996-97	2008
Giavotella, Johnny	2017	2017	Pomeranz, Stu	2012	2012	Ynoa, Gabriel	2017, 2019	2017, 2019
Gilmartin, Sean	2018-19	2018-19	Pridie, Jason	2013	2013			
Gonzalez, Michael	2010	2010	Ramirez, Ramon	2014	2014			
Gonzalez, Miguel	2012-15	2012, 2014	Ramirez, Yefry	2018-19	2018-19			
Guilmet, Preston	2014	2014	Rapada, Clay	2011	2011, 2014			
Hall, Bill	2012	2012	Ray, Chris	2005-07, 2009	2009			
Hardy, J.J.	2011-17	2011, 2017	Redman, Tike	2007	2007-08			
Hart, Donnie	2016-18	2017-18	Reimold, Nolan	2009-13, 2015	2009-11, 2015			
Harvey, Hunter	2019	2019	Rickard, Joey	2016-19	2017-19			
Hays, Austin	2017, 2019	2019	Roberts, Brian	2001-13	2012-13			

TRIPLE-A YEAR-BY-YEAR BATTING STATISTICS

YEAR	AVG.	G	AB	R	H	2B	3B	HR	RBI	BB	SO	SB	CS
1969	.283	136	4358	685	1233	173	34	134	631	451	609	123	86
1970	.280	140	4562	641	1278	182	29	108	583	517	722	68	53
1971	.270	140	4519	675	1220	192	33	151	626	467	794	42	34
1972	.246	143	4491	541	1107	161	41	52	496	542	821	40	35
1973	.238	145	4423	550	1054	195	21	89	500	587	748	45	29
1974	.236	139	4353	456	1026	162	33	60	408	497	912	47	34
1975	.260	141	4493	547	1166	178	28	47	495	465	794	66	39
1976	.259	138	4429	566	1148	177	36	83	512	516	673	128	71
1977	.252	140	4517	603	1139	167	37	119	554	558	802	98	51
1978	.254	140	4513	605	1145	210	38	100	553	539	794	76	43
1979	.239	141	4486	527	1073	181	43	73	477	445	837	127	39
1980	.264	139	4423	535	1167	191	41	43	487	479	630	117	51
1981	.254	138	4423	547	1123	187	29	90	501	435	644	178	91
1982	.265	137	4531	637	1202	197	39	87	578	531	656	195	99
1983	.273	139	4544	694	1239	201	36	102	633	576	795	175	79
1984	.257	140	4483	581	1151	175	15	89	525	492	848	129	60
1985	.266	139	4669	558	1243	216	31	76	511	415	778	129	54
1986	.273	140	4667	594	1275	210	37	55	541	480	717	105	34
1987	.282	140	4720	725	1331	262	37	117	665	500	720	104	34
1988	.256	141	4593	540	1176	218	22	63	484	442	634	95	41
1989	.255	146	4745	603	1210	223	23	85	553	547	790	86	32
1990	.256	146	4648	592	1191	205	24	65	542	530	701	99	48
1991	.256	142	4687	613	1201	219	33	68	543	562	861	73	49
1992	.255	142	4569	517	1163	195	16	90	470	354	945	102	49
1993	.253	141	4680	537	1182	190	49	80	483	426	772	154	78
1994	.247	142	4756	617	1177	226	34	80	544	488	864	146	85
1995	.260	142	4697	650	1219	229	40	90	602	434	823	132	94
1996	.267	141	4645	643	1238	258	42	110	605	437	900	109	63
1997	.267	142	4727	659	1260	245	21	131	610	544	993	91	58
1998	.268	142	4757	661	1274	238	35	110	607	564	841	129	64
1999	.280	140	4688	675	1313	258	32	121	631	468	782	115	73
2000	.265	144	4841	654	1281	254	24	96	603	529	873	152	93
2001	.261	142	4727	602	1232	244	20	103	562	439	913	110	48
2002	.257	143	4751	598	1223	243	32	119	546	431	934	110	52
2003	.260	143	4689	581	1218	250	27	90	541	435	875	178	50
2004	.261	144	4739	590	1239	253	28	117	535	373	1010	102	70
2005	.267	144	4842	674	1293	270	35	131	628	491	987	124	61
2006	.240	141	4519	497	1084	209	21	76	461	454	955	85	47
2007	.261	144	4771	568	1247	224	32	92	533	418	808	112	52
2008	.270	142	4823	635	1304	240	35	66	589	432	920	122	74
2009	.272	142	4715	603	1283	259	30	78	563	386	814	132	44
2010	.251	144	4895	629	1231	239	24	122	578	454	986	129	51
2011	.251	143	4932	601	1238	216	22	119	565	464	1138	94	38
2012	.250	144	4831	586	1208	240	29	111	544	495	1091	76	35
2013	.258	144	4873	638	1259	250	20	127	594	503	1072	66	29
2014	.269	144	4918	636	1322	227	30	79	587	469	1008	102	38
2015	.257	144	4857	532	1249	216	13	75	495	396	878	60	34
2016	.257	144	4921	535	1264	232	21	94	498	439	1062	62	32
2017	.254	142	4805	591	1222	265	32	125	555	425	1175	51	23
2018	.252	140	4618	601	1162	240	24	103	563	433	1095	61	19
2019	.271	139	4702	702	1275	270	24	146	654	438	1042	67	38

TRIPLE-A YEAR-BY-YEAR PITCHING STATISTICS

YEAR	ERA	G	CG	SHO	SV	IP	H	R	ER	BB	SO	HR
1969	4.16	136	50	6	18	1134.2	1152	588	524	490	683	135
1970	4.07	140	46	9	24	1184.0	1147	614	536	527	812	121
1971	3.62	140	49	18	27	1168.1	1090	570	470	494	926	93
1972	3.35	143	49	18	23	1208.1	1111	532	450	511	827	95
1973	3.13	145	59	13	18	1188.2	1097	502	414	529	736	69
1974	3.71	139	40	12	14	1159.2	1176	585	478	564	766	86
1975	2.77	141	47	21	21	1188.1	1004	425	366	452	678	62
1976	4.15	138	35	5	24	1159.0	1205	634	535	558	684	82
1977	4.02	140	25	7	34	1192.0	1243	629	532	541	632	89
1978	3.68	140	35	10	17	1192.0	1207	602	488	477	723	93
1979	3.54	141	23	8	38	1188.2	1144	533	467	430	687	59
1980	3.59	139	36	6	16	1180.2	1152	577	471	473	788	70
1981	3.60	138	42	11	23	1188.2	1072	558	476	533	738	95
1982	3.40	137	27	11	28	1197.2	1125	530	453	594	777	92
1983	4.18	139	27	8	34	1168.1	1165	635	543	571	787	99
1984	3.47	140	23	13	37	1181.1	1038	547	455	511	778	96
1985	3.09	139	18	11	36	1229.2	1127	512	422	467	726	74
1986	3.60	140	15	9	39	1211.0	1183	564	484	474	737	97
1987	3.72	140	19	9	32	1201.1	1107	574	497	487	746	91
1988	3.14	141	27	10	30	1202.0	1026	496	419	473	796	57
1989	3.30	146	29	14	33	1247.2	1184	547	457	396	748	61
1990	3.42	146	21	15	44	1231.0	1186	551	468	446	880	69
1991	3.79	142	14	13	34	1253.1	1227	600	528	521	734	82
1992	4.17	142	14	11	26	1188.1	1212	623	550	407	799	106
1993	3.77	141	17	9	36	1247.1	1276	610	522	357	845	89
1994	3.56	142	23	10	29	1261.1	1252	590	499	405	730	106
1995	3.01	142	15	18	35	1258.2	1153	493	421	419	921	79
1996	3.51	141	9	12	46	1221.0	1122	545	476	356	921	120
1997	3.78	142	7	9	37	1232.1	1238	616	517	509	952	105
1998	4.07	142	6	9	34	1241.2	1248	669	561	511	1043	117
1999	4.58	140	7	7	39	1219.2	1283	712	620	532	984	156
2000	4.22	144	11	6	29	1270.0	1299	647	596	508	895	113
2001	3.55	142	4	10	52	1256.0	1246	565	495	411	919	108
2002	3.74	143	6	13	30	1248.2	1296	585	519	382	940	97
2003	4.10	143	3	8	35	1239.0	1277	614	565	398	943	106
2004	4.06	144	5	5	43	1257.1	1272	661	563	463	957	118
2005	3.73	144	0	10	45	1270.1	1241	585	526	426	974	121
2006	4.17	141	2	14	31	1209.0	1284	619	560	390	908	102
2007	3.81	144	3	9	50	1261.2	1230	603	534	425	1024	100
2008	4.34	142	2	6	31	1241.1	1286	704	599	490	1018	110
2009	3.87	142	1	9	40	1224.2	1221	607	527	412	998	113
2010	4.16	144	2	7	34	1280.0	1318	673	592	449	1017	119
2011	4.34	143	3	7	27	1277.0	1319	686	616	512	846	129
2012	3.41	144	7	11	38	1280.2	1175	564	485	441	1036	80
2013	3.81	144	3	8	38	1270.2	1245	606	538	464	999	99
2014	4.42	144	1	5	34	1272.1	1318	716	625	459	1088	127
2015	3.17	144	1	14	47	1273.2	1137	489	448	441	986	75
2016	3.78	144	1	14	33	1282.0	1288	585	538	395	1120	102
2017	4.14	142	2	8	32	1241.1	1297	639	571	450	1028	111
2018	4.05	140	2	10	31	1205.1	1218	610	542	444	1109	109
2019	5.58	139	1	9	32	1196.0	1316	802	741	504	1195	188

Single-Season Batting Records

BATTING	HIGH	YEAR	LOW	YEAR
AT BATS	4932	2011	4353	1974
RUNS	725	1987	456	1974
HITS	1331	1987	1026	1974
DOUBLES	270	2005, 2019	161	1972
TRIPLES	49	1		

TRIPLE-A YEAR-BY-YEAR FIELDING STATISTICS

YEAR	PO	A	E	PB	DP	PCT.
1969	3404	1342	129	18	107	.974
1970	3552	1428	127	19	137	.975
1971	3505	1401	155	22	109	.969
1972	3625	1457	161	20	127	.969
1973	3566	1500	136	14	142	.974
1974	3497	1514	155	14	151	.970
1975	3565	1552	113	10	125	.978
1976	3477	1482	148	14	138	.971
1977	3576	1621	178	16	145	.967
1978	3576	1523	183	11	130	.965
1979	3566	1547	136	26	147	.974
1980	3542	1372	169	24	101	.967
1981	3566	1596	145	18	151	.972
1982	3593	1544	135	13	145	.974
1983	3505	1472	151	11	131	.971
1984	3544	1548	118	15	146	.977
1985	3689	1571	147	5	129	.973
1986	3633	1656	147	8	164	.973
1987	3604	1534	122	4	118	.977
1988	3606	1609	133	20	129	.975
1989	3743	1629	138	12	130	.975
1990	3693	1543	142	13	156	.974
1991	3760	1701	143	11	170	.974
1992	3565	1516	140	14	131	.973
1993	3742	1605	144	16	167	.974
1994	3784	1632	142	17	151	.974
1995	3776	1639	147	8	147	.974
1996	3663	1480	139	11	108	.974
1997	3697	1574	156	13	166	.971
1998	3725	1501	146	15	158	.973
1999	3659	1372	151	25	122	.971
2000	3810	1480	100	19	131	.981
2001	3768	1559	123	12	151	.977
2002	3746	1441	105	7	117	.980
2003	3717	1486	99	12	146	.981
2004	3772	1450	141	15	146	.974
2005	3811	1569	128	8	130	.977
2006	3627	1494	115	6	145	.978
2007	3785	1490	108	16	115	.980
2008	3724	1387	137	20	121	.974
2009	3674	1366	134	13	148	.974
2010	3840	1455	155	10	155	.973
2011	3831	1430	119	11	144	.978
2012	3842	1454	122	16	137	.977
2013	3812	1558	113	22	133	.979
2014	3817	1328	125	14	112	.976
2015	3821	1533	87	22	138	.984
2016	3846	1455	83	10	134	.985
2017	3724	1388	129	7	120	.975
2018	3616	1143	88	18	100	.982
2019	3588	1223	103	10	109	.979

Single-Season Fielding Records

FIELDING	HIGH	YEAR	LOW	YEAR
PUTOUTS	3846	2016	3404	1969
ASSISTS	1701	1991	1143	2018
ERRORS	183	1978	83	2016
PASSED BALLS	26	1979	4	1987
DOUBLE PLAYS	170	1991	100	2018
PERCENTAGE	.985	2016	.965	1978

TIDES
LOGOS
THROUGH
THE YEARS

1969-1992



1993-2015



2016-



MLB Exhibition Games Played in Norfolk/Tidewater since 1969 (35)

Date	Teams	Result	Attendance
3/26/18	Baltimore vs. Norfolk	Orioles 7, Tides 6	9,181
3/31/17	Baltimore vs. Norfolk	Orioles 3, Tides 3	8,729
3/29/14	Baltimore vs. Norfolk	Orioles 4, Tides 3	10,156
4/4/12	Baltimore vs. Norfolk	Tides 6, Orioles 4	8,749
4/3/09	Baltimore vs. Washington	Orioles 6, Nationals 3	11,833
3/30/07	Baltimore vs. Washington	Orioles 6, Nationals 5	12,408
4/19/01	New York vs. Norfolk	Mets 2, Tides 0	10,053
4/26/99	New York vs. Norfolk	Mets 2, Tides 0	8,092
5/28/98	New York vs. Norfolk	Tides 4, Mets 3	7,053
5/12/97	New York vs. Norfolk	Tides 9, Mets 4	6,696
5/9/96	New York vs. Norfolk	Tides 3, Mets 0	6,927
8/14/95	New York vs. Norfolk	Mets 9, Tides 6	9,493
5/23/94	New York vs. Norfolk	Tides 3, Mets 2	10,760
5/27/93	New York vs. Norfolk	Tides 2, Mets 1	12,330
6/3/92	New York vs. Tidewater	Mets 4, Tides 3	NA
4/22/91	New York vs. Tidewater	Tides 3, Mets 0	NA
4/16/90	New York vs. Tidewater	Mets 9, Tides 6	6,145
6/29/89	New York vs. Tidewater	Tides 6, Mets 0	6,171
4/28/88	New York vs. Tidewater	Tides 2, Mets 1	6,172
6/11/87	New York vs. Tidewater	Tides 7, Mets 1	6,165
5/23/85	New York vs. Tidewater	Tides 1, Mets 0	6,188
5/3/84	New York vs. Tidewater	Tides 7, Mets 1	6,121
6/27/83	New York vs. Tidewater	Tides 5, Mets 5	6,182
6/7/79	New York vs. Tidewater	Mets 8, Tides 6	NA
8/3/78	New York vs. Tidewater	Mets 13, Tides 11	5,256
5/25/77	New York vs. Tidewater	Mets 8, Tides 6	4,531
7/26/76	New York vs. Tidewater	Tides 8, Mets 3	NA
7/10/75	New York vs. Tidewater	Mets 9, Tides 7	5,170
8/15/74	New York vs. Tidewater	Mets 5, Tides 1	3,394
6/6/73	New York vs. Tidewater	Mets 17, Tides 11	4,018
6/15/72	New York vs. Tidewater	Tides 11, Mets 3	6,262
5/24/71	New York vs. Tidewater	Tides 6, Mets 5	4,819
4/4/71	Baltimore vs. New York	Orioles 5, Mets 1	6,111
6/1/70	New York vs. Tidewater	Tides 9, Mets 2	6,338
7/28/69	New York vs. Tidewater	Rained Out	NA

ALL HARBOR PARK TEAM

Voted on by fans in 2017 to commemorate 25th year at Harbor Park

- C - Matt Wieters
- 1B - Christian Walker
- 2B - Jonathan Schoop
- 3B - Butch Huskey
- SS - Jose Reyes
- OF - Dariel Alvarez
- OF - Jeromy Burnitz
- OF - Angel Pagan
- P - Jake Arrieta
- P - Zach Britton
- P - Jason Istringhausen
- P - Chris Tillman

Utility - David Wright

Manager - Ron Johnson

General Manager - Dave Rosenfield



Clint Hurdle managed the Tides in their last year at Met Park (1992) and their first year at Harbor Park (1993).

TOP TRIPLE-A SEASON BATTING PERFORMANCES

HITS IN A SEASON

Elster, Kevin*	170	1987
Blocker, Terry	164	1987
Carreon, Mark	164	1987
Franco, Matt*	164	1996
Mountcastle, Ryan*	162	2019
Stanton, LeRoy	162	1971
Cervenak, Mike*	157	2007
Diaz, Victor	154	2004
Haney, Todd	152	1998
Wilson, Mookie*	152	1980
Álvarez, Dariel	151	2016
Pemberton, Brock	151	1976
Stanton, LeRoy	151	1970
Theodore, George	151	1972
Gaspar, Rod	149	1970
Milligan, Randy	149	1987
Gardner, Jeff	147	1991
Magadan, Dave	147	1986
Agbayani, Benny	145	1997
O'Malley, Tom	145	1989
Torres, Eider	145	2008

SEASON AVERAGE

Haney, Todd*	.345	1998
Vail, Mike*	.342	1975
Tarver, La Schelle	.326	1984
Milligan, Randy*	.326	1987
Daubach, Brian	.325	2005
Stanton, LeRoy	.324	1971
Franco, Matt	.323	1996
Tillman, Rusty	.322	1982
Scutaro, Marco	.319	2002
Gaspar, Rod	.318	1970
Petagine, Roberto	.317	1997
Backman, Wally	.316	1983
Salazar, Oscar	.316	2008
Christensen, John	.316	1984
Decker, Steve	.314	1998
Blocker, Terry	.312	1987
Carreon, Mark	.312	1987
Fiorentino, Jeff	.312	2009
Mountcastle, Ryan	.312	2019
Haney, Todd	.311	1999
Magadan, Dave	.311	1986
Tarver, La Schelle	.311	1984

To qualify, a batter must have 2.7 plate appearances per team game (378 PA in 140-game season)

GAMES IN A SEASON

Theodore, George	143	1972
Barnes, Lute	142	1973
Gosger, Jim	142	1972
Diaz, Victor	141	2004
Wilson, Mookie*	141	1979
Cervenak, Mike*	140	2007
McNulty, Bill	140	1973
Mangual, Pepe*	140	1977
Hurdle, Clint	139	1983
Stanton, LeRoy*	139	1971
Almanzar, Michael	138	2015
Álvarez, Pedro*	138	2017
Brant, Marshall	138	1979
Gardner, Jeff	138	1990
Pemberton, Brock*	138	1978
Schneck, Dave	138	1973
Walker, Christian	138	2015
Pemberton, Brock	137	1975
Snead, Esix	137	2003
Staiger, Roy	137	1975

AT-BATS IN A SEASON

Cervenak, Mike*	554	2007
Elster, Kevin*	549	1987
Álvarez, Pedro*	547	2017
Andino, Robert	546	2011
Walker, Christian*	534	2015
Barnes, Lute*	531	1973
Wilson, Mookie	529	1979
Diaz, Victor	528	2004
Blocker, Terry	525	1987
Carreon, Mark	525	1987
Álvarez, Dariel*	524	2016
Mountcastle, Ryan*	520	2019
Pemberton, Brock	520	1976
Harris, Brendan	516	2011
Pagan, Angel	516	2005
Wilson, Mookie	515	1980
Álvarez, Dariel	512	2015
Wynne, Marvell	512	1982
Theodore, George	510	1972
Franco, Matt	508	1996

HOME RUNS IN A SEASON

Petagine, Roberto	31	1997
Milligan, Randy	29	1987
Huskey, Butch*	28	1993
Rajsich, Gary	28	1983
Álvarez, Pedro	26	2017
McNulty, Bill	25	1973
Mountcastle, Ryan	25	2019
Diaz, Victor	24	2004
Foster, Roy	24	1969
Rajsich, Gary	24	1981
Brazell, Craig	23	2004
Diaz, Arsenio	23	1971
Stanton, LeRoy	23	1971
Aubrey, Michael	22	2010
Brant, Marshall	22	1979
Hurdle, Clint	22	1983
Hurdle, Clint	21	1984
Jorgensen, Mike	21	1969
McClain, Scott	21	1997
Allen, Ron	20	1971
Allen, Ron	20	1970
Mangual, Pepe	20	1977
Stratton, Rob	20	2002
Tracy, Andy	20	2002

RBI IN A SEASON

Hurdle, Clint	105	1983
Milligan, Randy*	103	1987
Stanton, LeRoy	101	1971
Petagine, Roberto	100	1997
Diaz, Victor	94	2004
Stanton, LeRoy	94	1970
Foster, Roy*	92	1969
Álvarez, Pedro	89	2017
Carreon, Mark	89	1987
Terrero, Luis	88	2008
Huskey, Butch	87	1995
Milner, John	87	1971
Salazar, Oscar	85	2008
O'Malley, Tom*	84	1989
Mountcastle, Ryan	83	2019
Rajsich, Gary	83	1983
Franco, Matt	81	1996
Staiger, Roy*	81	1975
Diaz, Arsenio	79	1971
Vail, Mike	79	1975

RUNS IN A SEASON

Milligan, Randy*	99	1987
David, Andre	97	1987
Mangual, Pepe*	95	1977
Wilson, Mookie*	92	1980
Agbayani, Benny	90	1997
Petagine, Roberto	90	1997
Blocker, Terry	89	1987
Haney, Todd	84	1998
McKnight, Tom	84	1989
Stanton, LeRoy	84	1971
Wilson, Mookie	84	1979
Carreon, Mark	83	1987
Elster, Kevin	83	1987
Brown, Curtis	82	1971
Haney, Todd	82	1999
Hurdle, Clint	82	1983
Milner, John	82	1971
Diaz, Victor	81	2004
Gaspar, Rod	81	1970
Mountcastle, Ryan	81	2019
Thurman, Gary	81	1996

*Led League

DOUBLES IN A SEASON

Salazar, Oscar*	42	2008
Carreon, Mark*	41	1987
Franco, Matt*	40	1996
Álvarez, Dariel*	38	2016
Dosch, Drew*	36	2017
Mountcastle, Ryan	35	2019
Beane, Billy*	34	1985
Elster, Kevin	33	1987
Haney, Todd	33	1998
Hurdle, Clint*	33	1983
Magadan, Dave	33	1986
Walker, Christian	33	2015
Bogar, Tim	32	1992
Giles, Brian	32	1982
House, J.R.	32	2007
Petagine, Roberto	32	1997
Álvarez, Pedro	31	2017
Diaz, Victor	31	2004
Norman, Dan	31	1978
Stanton, LeRoy*	31	1971
Tarasco, Tony	31	2001
Terrero, Luis	31	2008

TRIPLES IN A SEASON

Wilson, Mookie*	14	1980
Howard, Mike	10	1982
Pagan, Angel	10	2005
Wilson, Mookie	10	1979
Agbayani, Benny	9	1996
Canzano, Tony	9	1969
Martinez, Teddy	9	1970
Vail, Mike*	9	1975
Barnes, Lute	8	1972
Bullock, Eric	8	1993
Fahey, Brandon	8	2007
Gardenire, Ron	8	1981
Terrero, Luis	8	2008
Elster, Kevin	7	1987
Garcia, Omar	7	1995
Gosger, Jim	7	1974
Mangual, Pepe	7	1977
Pemberton, Brock	7	1976
Theodore, George	7	1972
Tillman, Rusty	7	1983
Wynne, Marvell	7	1982

WALKS IN A SEASON

Mangual, Pepe	126	1977
Hurdle, Clint	105	1983
Gosger, Jim*	92	1972
Milligan, Randy*	91	1987
Backman, Wally*	87	1980
McGuire, Ryan*	87	2000
Kurpiel, Ed	86	1977
McNulty, Bill	85	1973
Petagine, Roberto	85	1997
Gardner, Jeff	84	1990
Gardner, Jeff*	84	1991
Gaspar, Rod	84	1970
Magadan, Dave	84	1986
Cipot, Ed	82	1979
Mangual, Pepe	81	1978
Hurdle, Clint	79	1984
McKnight, Jeff*	79	1989
Milliard, Ralph	79	1998
Trapp, Randy	79	1976
Allen, Ron	76	1971
Cabbage, Mike	76	1982
David, Andre	76	1987

*Led League

STRIKEOUTS IN A SEASON

Costanzo, Mike	159	2008
Escobar, Alex	146	2001
Hall, Bill	141	2012
Walker, Christian	138	2016
Álvarez, Pedro	137	2017
Washington, David	137	2017
Walker, Christian	136	2015
Diaz, Victor*	133	2004
Beane, Billy*	130	1985
Mountcastle, Ryan	130	2019
Avery, Xavier	123	2016
Mancini, Trey	123	2016
Tracy, Andy	123	2002
Hughes, Rhyne	121	2010
Rosa, Garabez	121	2018
Pridie, Jason	120	2013
Brant, Marshall*	119	1979
Mangual, Pepe	119	1977
Bell, Josh	118	2011
Terrero, Luis	118	2008

*Led League

STOLEN BASES IN A SEASON

Snead, Esix*	61	2003
Wilson, Mookie	50	1980
Wilson, Mookie	49	1979
Bullock, Eric*	45	1993
Flores, Gil	43	1981
Mangual, Pepe	40	1977
Snead, Esix*	40	2004
Veras, Quilvio	40	1994
Backman, Wally	37	1983
Tarver, La Schelle	36	1984
Tarver, La Schelle	35	1985
Borbon, Julio	34	2014
Blocker, Terry	33	1987
Tyner, Jason	33	2000
Jefferies, Gregg	32	1988
Carreon, Mark	31	1987
Mangual, Pepe	31	1978
Burnitz, Jeromy	30	1992
Agbayani, Benny	29	1997

3 players tied at 28 stolen bases

*Led League

TOP TRIPLE-A SEASON PITCHING PERFORMANCES

WINS IN A SEASON

Bibby, Jim*	15	1971
Fyhrie, Mike*	15	1996
Scobie, Jason*	15	2005
Matlack, Jon	14	1969
Parker, Harry	14	1972
Capra, Buzz	13	1971
Gardiner, Mike	13	1996
Holman, Scott	13	1979
Jackson, Roy Lee	13	1977
Latham, Bill	13	1985
Lynch, Ed	13	1980
Scott, Mike	13	1980
Swan, Craig	13	1975
Todd, Jackson	13	1976
Walker, Pete*	13	2001

16 pitchers tied at 12 victories

LOWEST ERA IN A SEASON

West, David*	1.80	1988
Holman, Scott*	1.99	1979
Capra, Buzz*	2.19	1971
Swan, Craig	2.24	1975
Laxton, Bill	2.49	1975
Parker, Harry	2.61	1972
Espinosa, Nino	2.62	1975
Biercevicz, Greg	2.64	1982
Vaughn, DeWayne*	2.66	1987
Latham, Bill	2.68	1985
Griffiths, Jeremy*	2.74	2003
Niemann, Randy	2.76	1985
Moore, Tommy	2.80	1972
Mitchell, John	2.84	1988
Jacome, Jason	2.84	1994
Glass, John	2.85	1973
Todd, Jackson	2.91	1976
Jones, Chris	2.94	2015
Gaff, Brent	2.94	1981
Scott, Mike	2.96	1980

To qualify, a pitcher must have thrown 0.8 innings per team game (112.0 IP in 140-game season)

GAMES STARTED IN A SEASON

Bernard, Dwight	29	1977
Scott, Mike*	29	1978
Beatty, Blaine*	28	1991
Bittiger, Jeff*	28	1983
Gozzo, Mauro	28	1993
Reed, Rick*	28	1996
Sterling, Randy	28	1974
Sterling, Randy	28	1975
Beatty, Blaine	27	1989
Darling, Ron	27	1983
Dixon, Tom	27	1981
Fyhrie, Mike	27	1996
Hernandez, Manny	27	1990
Hillman, Eric	27	1991
Jackson, Roy Lee	27	1977
Leary, Tim	27	1983
Mitchell, John	27	1986
Mitchell, John	27	1988
Murray, Dan	27	1999
Parker, Harry	27	1972
Raziano, Barry	27	1972
Sauerbeck, Scott	27	1998
Telgheder, Dave	27	1992
Withem, Shannon	27	1997

WINNING PCT. IN A SEASON

Schulze, Don*	.917	11-1	1987
Terrell, Walt*	.909	10-1	1983
Dougherty, Jim*	.909	10-1	1997
Hillman, Eric*	.909	10-1	1994
Wright, Mike*	.900	9-1	2015
Isringhausen, Jason*	.900	9-1	1995
Frisella, Danny*	.846	11-2	1969
Hillman, Eric*	.818	9-2	1992
Mimbs, Mark	.818	9-2	1998
Taylor, Chuck	.818	9-2	1972
Gardiner, Mike*	.813	13-3	1996
Capra, Buzz	.813	13-3	1971
Dewey, Mark*	.800	12-3	1991
Crawford, Joe	.800	8-2	1997
Corey, Mark	.800	8-2	2001
Latham, Bill	.786	11-3	1984
Walker, Pete	.765	13-4	2001
West, David*	.750	12-4	1988
Bohanon, Brian	.750	9-3	1997
Phillips, Zach	.750	9-3	2016

Minimum 10 decisions

LOSSES IN A SEASON

Leary, Tim*	16	1983
Berenguer, Juan*	15	1980
Tate, Randy*	14	1976
Telgheder, Dave*	14	1992
Bernard, Dwight	13	1977
Connors, Bill*	13	1969
Holman, Scott*	13	1984
Sauerbeck, Scott	13	1998
Roberts, Chris*	13	1995
van den Hurk, Rick	13	2011
Marshall, Randy	13	1992
Moore, Tommy	12	1974
Grose, Jeff	12	1976
Raziano, Barry	12	1972
Hillman, Eric	12	1991
Juran, Timothy	12	1974
Johnson, Jim	12	2007
Pauley, David	12	2009
Dixon, Tom	12	1980

20 pitchers tied at 11 losses

HITS ALLOWED IN A SEASON

Gozzo, Mauro*	208	1993
Todd, Jackson	204	1976
Sterling, Randy	198	1974
Roberts, Chris	197	1995
Scott, Mike	196	1978
Beatty, Blaine	192	1991
Roa, Joe	184	1994
Hillman, Eric	184	1991
Bruhert, Mike	182	1977
Bernard, Dwight	181	1977
Sterling, Randy	178	1975
Sauerbeck, Scott	178	1998
Matlack, Jon	176	1969
Jackson, Roy Lee	176	1978
Bittiger, Jeff	175	1983
Raziano, Barry	174	1972
Jackson, Roy Lee	174	1977
Beatty, Blaine	173	1989
Telgheder, Dave	173	1992
Young, Anthony	172	1991

*Led League

STRIKEOUTS IN A SEASON

Berenguer, Juan*	178	1980
Hernandez, Manny*	157	1990
Bibby, Jim	150	1971
Matlack, Jon	146	1970
Matlack, Jon	145	1971
West, David	143	1988
Puleo, Charlie	133	1981
Valera, Julio	133	1990
Jackson, Roy Lee	132	1978
Raziano, Barry	132	1972
Akin, Keegan*	131	2019
Moore, Tommy	131	1974
Berenguer, Juan	130	1978
Webb, Hank	130	1974
Reed, Rick	128	1996
Jones, Bobby	126	1993
Gardiner, Mike	125	1996
Todd, Jackson	125	1976
Fernandez, Sid	123	1984
Heilman, Aaron	123	2004

INNINGS PITCHED IN A SEASON

Todd, Jackson*	201.0	1976
Parker, Harry	200.0	1972
Scott, Mike	192.0	1978
Sterling, Randy	191.0	1974
Gozzo, Mauro	190.1	1993
Mitchell, John*	190.0	1988
Beatty, Blaine	185.0	1989
Matlack, Jon	183.0	1970
Reed, Rick*	182.0	1996
Sterling, Randy	179.0	1975
Mitchell, John	178.1	1989
Dixon, Tom	177.0	1981
Swan, Craig	177.0	1975
Valera, Julio*	176.1	1991
Bibby, Jim	176.0	1971
Jackson, Roy Lee	176.0	1978
Matlack, Jon	176.0	1969
Beatty, Blaine	175.1	1991
Hernandez, Manny	173.1	1990
Bernard, Dwight	173.0	1977

*Led League

SAVES IN A SEASON

Doyle, Cory	29	2007
Asencio, Jairo*	28	2013
Wallace, Derek*	26	1996
Drake, Oliver	23	2015
Henriquez, Oscar	23	1999
Worrell, Mark	21	2011
Gardner, Wes*	20	1984
Sarfate, Dennis	20	2010
Welch, Mike	20	1997
Cook, Mike	19	1994
Henriquez, Oscar	19	2001
Innis, Jeff	19	1990
Gardner, Wes*	18	1985
Miller, Jim	17	2009
Beato, Pedro	16	2015
Bell, Heath	16	2004
Bernard, Dwight	16	1979
Meek, Evan	16	2014
Parra, Jose	16	2004
Wallace, Derek	16	1998

APPEARANCES IN A SEASON

Beato, Pedro*	65	2016
Beato, Pedro*	63	2015
Guerra, Mark*	63	1999
Tricek, Rick*	62	1996
Brittan, Corey	58	2001
Frey, Steve	58	1988
Cornejo, Mardie	56	1977
Rogers, Bryan	56	1995
Olwine, Ed	55	1985
Zamora, Pete	55	2003
Burns, Tom*	54	1986
Miller, Jim	54	2009
Wallace, Derek	54	1998
Gardner, Wes	53	1985
Henriquez, Oscar	53	1999
Serrano, Jimmy	53	2002
Stewart, Scott	53	2000
Vann, Brandy	53	1993
Gonzalez, Lariel	52	2000
Green, Steve	52	2007
Worrell, Mark	52	2011

*Led League

WALKS IN A SEASON

Ownbey, Rick	112	1982
Bittiger, Jeff*	111	1983
Bibby, Jim	109	1971
Moore, Tommy*	103	1974
Darling, Ron	102	1983
West, David*	97	1988
Darling, Ron	95	1982
Holman, Scott	95	1982
Dixon, Tom	93	1981
Tate, Randy	93	1976
Berenguer, Juan	91	1978
Matlack, Jon	90	1970
Grose, Jeff	88	1976
Gamboa, Eddie*	84	2015
Scott, Mike	83	1978
Bernard, Dwight	79	1977
Bernard, Dwight	77	1975
Berenguer, Juan	76	1980
Sterling, Randy	75	1973
Glass, John	74	1973

HR ALLOWED IN A SEASON

Roberts, Chris*	24	1995
van den Hurk, Rick	23	2011
Murray, Dan	22	1999
Anderson, Craig	21	2008
Middlebrook, Jason	21	2003
Withem, Shannon	21	1997
Herb, Tyler	20	2019
Lewis, Richie	19	1999
Matlack, Jon	19	1969
Beatty, Blaine	18	1991
Connors, Bill	18	1969
Darling, Ron	18	1982
Junge, Eric	18	2005
Gardiner, Mike	18	1996
Rogers, Josh	18	2019
Strange, Pat	18	2004
Bascom, Tim	17	2010
Tillman, Chris	17	2011

11 pitchers tied at 16 home runs allowed

*Led League

INDIVIDUAL CAREER BATTING PERFORMANCES

CAREER HITS

Springer, Steve	717
Blocker, Terry	529
Toca, Jorge	456
Flores, Gil	450
Staiger, Roy	435
Carreon, Mark	419
Baez, Kevin	400
Agbayani, Benny	369
McKnight, Jeff	358
Barnes, Lute	355
Gardner, Jeff	350
Alvarez, Dariel	344
Norman, Dan	325
Gardenhire, Ron	320
Gosger, Jim	318
Diaz, Victor	315
Gibbons, John	314
Stanton, Leroy	313
Walker, Christian	313
Hurdle, Clint	310

CAREER AVERAGE

Perez, Timo	.365
Salazar, Oscar	.333
Haney, Todd	.328
Tarver, La Schelle	.319
Petagine, Roberto	.318
Keppinger, Jeff	.317
Scutaro, Marco	.316
Stanton, Leroy	.314
Mountcastle, Ryan	.312
Jorgensen, Mike	.310
Elster, Kevin	.310
Clevenger, Steve	.308
Donnels, Chris	.302
Martinez, Ted	.302
Agbayani, Benny	.298
Milligan, Randy	.298
Redman, Tike	.296
Flores, Gil	.295
Fiorentino, Jeff	.295
Pemberton, Brock	.294

To qualify, a batter must have 500 career at-bats

CAREER GAMES

Springer, Steve	720
Baez, Kevin	519
Blocker, Terry	503
Staiger, Roy	481
Flores, Gil	452
Toca, Jorge	449
McKnight, Jeff	426
Barnes, Lute	408
Carreon, Mark	389
Chapman, Kelvin	389
Gardner, Jeff	377
Gibbons, John	372
Hurdle, Clint	364
Gosger, Jim	362
Cipot, Ed	362
Agbayani, Benny	348
Dejohn, Mark	348
Giles, Brian	347
Gardenhire, Ron	345
Reed, Darren	338

CAREER YEARS

Baez, Kevin	6
Chapman, Kelvin	6
Flores, Gil	6
Springer, Steve	6
Agbayani, Benny	5
Basak, Chris	5
Blocker, Terry	5
Carreon, Mark	5
Castillo, Alberto	5
Franco, Matt	5
McKnight, Jeff	5
Payton, Jay	5
Toca, Jorge	5
Urrutia, Henry	5
Wilson, Vance	5

CAREER TRIPLES

Wilson, Mookie	24
Gardenhire, Ron	18
Springer, Steve	18
Agbayani, Benny	17
Blocker, Terry	17
Howard, Mike	16
Barnes, Lute	14
Martinez, Teddy	14
Tillman, Rusty	14
Norman, Dan	13
Pagan, Angel	13
Payton, Jay	13
Yastrzemski, Mike	13
Basak, Chris	12
Gosger, Jim	12
Reed, Darren	12
Burnitz, Jeromy	11
Davis, Blake	11
Mangual, Pepe	11
Canzano, Tony	10
Carreon, Mark	10
Flores, Gil	10
Haney, Todd	10
Miller, Rich	10
Redman, Tike	10

CAREER HOME RUNS

Rajsich, Gary	52
Hurdle, Clint	50
Springer, Steve	49
Diaz, Victor	43
Petagine, Roberto	43
Stanton, Leroy	42
Walker, Christian	42
Allen, Ron	40
Johnson, Mark	39
Norman, Dan	39
Agbayani, Benny	38
Huskey, Butch	38
Brant, Marshall	36
Carreon, Mark	36
Jorgensen, Mike	36
Toca, Jorge	36
Staiger, Roy	35
Álvarez, Pedro	34
Baldwin, Billy	34
Bell, Josh	33

CAREER RBI

Springer, Steve	320
Carreon, Mark	231
Staiger, Roy	231
Toca, Jorge	217
Hurdle, Clint	214
Agbayani, Benny	195
Stanton, Leroy	195
Blocker, Terry	185
Diaz, Victor	175
Reed, Darren	171
Baez, Kevin	171
Norman, Dan	167
Petagine, Roberto	165
Snyder, Brandon	157
Walker, Christian	157
Baldwin, Billy	148
Huskey, Butch	147
Gibbons, John	145
Gosger, Jim	145
McKnight, Jeff	143

CAREER DOUBLES

Springer, Steve	115
Toca, Jorge	89
Baez, Kevin	83
Carreon, Mark	82
Alvarez, Dariel	79
Reed, Darren	77
Hurdle, Clint	75
Giles, Brian	73
Walker, Christian	72
Redman, Prentice	71
Franco, Matt	69
Staiger, Roy	68
Norman, Dan	67
Agbayani, Benny	66
Diaz, Victor	63
Velandia, Jorge	63
McKnight, Jeff	62
Snyder, Brandon	61
Dosch, Drew	60
Gibbons, John	60

CAREER STOLEN BASES

Flores, Gil	113
Blocker, Terry	110
Wilson, Mookie	103
Snead, Esix	101
Tarver, La Schelle	74
Mangual, Pepe	71
Agbayani, Benny	64
Chapman, Kelvin	64
Carreon, Mark	62
Burnitz, Jeromy	58
Avery, Xavier	57
Borbon, Julio	57
Tillman, Rusty	53
Howard, Mike	52
Angle, Matt	51
Giles, Brian	51
Backman, Wally	50
Torres, Eider	50
Gardenhire, Ron	48
Basak, Chris	47
Trapp, Randy	47

CAREER RUNS SCORED

Springer, Steve	327
Blocker, Terry	253
Flores, Gil	245
Carreon, Mark	216
Agbayani, Benny	200
Toca, Jorge	195
McKnight, Jeff	189
Gosger, Jim	186
Chapman, Kelvin	182
Hurdle, Clint	180
Wilson, Mookie	180
Staiger, Roy	174
Baez, Kevin	173
Barnes, Lute	169
Giles, Brian	167
Haney, Todd	166
Mangual, Pepe	162
Hoes, L.J.	161
Norman, Dan	160
Gardenhire, Ron	159
Gardner, Jeff	159

CAREER WALKS

Hurdle, Clint	231
Mangual, Pepe	207
Flores, Gil	200
Gardner, Jeff	194
McKnight, Jeff	193
Gosger, Jim	190
Springer, Steve	187
Cipot, Ed	178
Backman, Wally	165
Agbayani, Benny	164
Chapman, Kelvin	162
Barnes, Lute	156
Trapp, Randy	154
Baez, Kevin	146
Gibbons, John	145
Miller, Rich	145
Reed, Darren	143
Giles, Brian	142
Staiger, Roy	142
Carreon, Mark	139

CAREER ON-BASE PCT.

Petagine, Roberto	.426
Donnels, Chris	.422
Haney, Todd	.415
Milligan, Randy	.412
Backman, Wally	.409
Mangual, Pepe	.403
Perez, Timo	.403
Jorgensen, Mike	.399
Tarver, La Schelle	.393
Torve, Kelvin	.388
Scutaro, Marco	.386
Johnson, Mark	.383
Agbayani, Benny	.383
Salazar, Oscar	.382
Hurdle, Clint	.382
Flores, Gil	.380
Gardner, Jeff	.380
Fiorentino, Jeff	.378
Allen, Ron	.376
Clevenger, Steve	.375
Reimold, Nolan	.375

To qualify, a batter must have 500 career at-bats

INDIVIDUAL CAREER PITCHING PERFORMANCES

CAREER WINS

Jackson, Roy Lee	39
Matlack, Jon	37
Mitchell, John	36
Holman, Scott	33
Sterling, Randy	32
Bittiger, Jeff	31
Mitchell, Andy	31
Scott, Mike	31
Hillman, Eric	30
Leach, Terry	30
Tillman, Chris	30
Anderson, Rick	29
Gaff, Brent	28
Latham, Bill	27
Moore, Tommy	27
Strange, Pat	26
Telgheder, Dave	26
Bernard, Dwight	25
Dixon, Tom	25
Beatty, Blaine	24

CAREER ERA

Drake, Oliver	1.85
West, David	2.00
Mimbs, Mark	2.08
Isringhausen, Jason	2.11
Fernandez, Sid	2.30
Gardner, Wes	2.31
Myers, Randy	2.32
Innis, Jeff	2.37
Baldwin, Rick	2.45
Laxton, Bill	2.49
Harris, Greg	2.51
Glynn, Ed	2.54
Rodriguez, Richard	2.61
Parker, Harry	2.61
Olwine, Ed	2.62
Beato, Pedro	2.65
Swan, Craig	2.66
Gabino, Armando	2.67
Eveland, Dana	2.68
Espinosa, Nino	2.75

Minimum 100.0 innings pitched

CAREER GAMES STARTED

Mitchell, John	88
Holman, Scott	80
Sterling, Randy	79
Jackson, Roy Lee	77
Bittiger, Jeff	75
Matlack, Jon	74
Telgheder, Dave	73
Tillman, Chris	73
Moore, Tommy	70
Scott, Mike	70
Wright, Mike	70
Edens, Tom	68
Bernard, Dwight	65
Dixon, Tom	65
Hillman, Eric	61
Webb, Hank	61
Johnson, Steve	60
Pacella, John	58
Gaff, Brent	56
Latham, Bill	56
Seo, Jae Wong	56

CAREER WINNING PCT.

Gardiner, Mike	.813	13-3
Frisella, Danny	.783	18-5
Isringhausen, Jason	.750	12-4
Drummond, Tim	.733	11-4
Williams, Jimmy	.733	11-4
Laxton, Bill	.733	11-4
Cram, Jerry	.720	18-7
Baldwin, Rick	.706	12-5
West, David	.704	19-8
Capra, Buzz	.688	22-10
Plummer, Dale	.680	17-8
Phillips, Zach	.667	12-6
Walker, Pete	.667	20-10
Bibby, Jim	.655	19-10
Terrell, Walt	.654	17-9
Espinosa, Nino	.652	15-8
Crawford, Joe	.652	15-8
Hausman, Tom	.647	11-6
Fernandez, Sid	.647	11-6
Hillman, Eric	.638	30-17

Minimum 15 decisions

CAREER STRIKEOUTS

Matlack, Jon	390
Jackson, Roy Lee	387
Tillman, Chris	350
Moore, Tommy	343
Anderson, Rick	341
Johnson, Steve	339
Telgheder, Dave	328
Berenguer, Juan	308
Dixon, Tom	293
Webb, Hank	287
Wright, Mike	287
Leach, Terry	281
Raziano, Barry	278
Bernard, Dwight	275
Strange, Pat	267
Valera, Julio	267
Mitchell, John	250
Roach, Jason	249
Bell, Heath	246
Bittiger, Jeff	246

CAREER SAVES

Wallace, Derek	49
Henriquez, Oscar	46
Bell, Heath	43
Gardner, Wes	38
Innis, Jeff	38
Drake, Oliver	33
Miller, Jim	30
Doyne, Cory	29
Asencio, Jairo	28
Glynn, Ed	23
Leach, Terry	23
Welch, Mike	22
Worrell, Mark	21
Beato, Pedro	20
Cornejo, Mardie	20
Sarfate, Dennis	20
Tam, Jeff	20
Cook, Mike	19
Moore, Brad	19
Savage, Jack	19

CAREER WALKS

Bernard, Dwight	261
Moore, Tommy	258
Holman, Scott	234
Bittiger, Jeff	216
Matlack, Jon	211
Jackson, Roy Lee	208
Anderson, Rick	202
Darling, Ron	197
Mitchell, John	181
Sterling, Randy	181
Dixon, Tom	178
Raziano, Barry	177
Scott, Mike	177
Webb, Hank	177
Berenguer, Juan	175
Edens, Tom	175
Mitchell, Andy	157
Strange, Pat	157
Johnson, Steve	155
Pacella, John	155

CAREER LOSSES

Bernard, Dwight	37
Dixon, Tom	32
Holman, Scott	31
Mitchell, John	31
Sterling, Randy	31
Telgheder, Dave	31
Jackson, Roy Lee	29
Tillman, Chris	29
Moore, Tommy	28
Webb, Hank	26
Raziano, Barry	26
Pacella, John	26
Bittiger, Jeff	25
Matlack, Jon	25
Anderson, Rick	25
Roach, Jason	24
Strange, Pat	23
Johnson, Steve	23
Leary, Tim	23

6 pitchers tied at 22 losses

CAREER INNINGS PITCHED

Mitchell, John	589.1
Jackson, Roy Lee	559.0
Anderson, Rick	558.2
Sterling, Randy	536.0
Matlack, Jon	511.0
Telgheder, Dave	496.1
Bernard, Dwight	494.0
Moore, Tommy	479.0
Holman, Scott	474.1
Scott, Mike	463.0
Leach, Terry	457.2
Edens, Tom	442.0
Dixon, Tom	433.2
Bittiger, Jeff	429.1
Hillman, Eric	420.0
Gaff, Brent	419.0
Mitchell, Andy	400.1
Strange, Pat	395.2
Raziano, Barry	395.0
Wright, Mike	389.2

CAREER APPEARANCES

Anderson, Rick	193
Leach, Terry	183
Bell, Heath	160
Miller, Jim	158
Glynn, Ed	148
Plummer, Dale	141
Wallace, Derek	140
Bernard, Dwight	129
Innis, Jeff	128
Beato, Pedro	128
Castillo, Alberto	128
Mitchell, Andy	124
Stewart, Scott	117
Guerra, Mark	117
Jackson, Roy Lee	110
Johnson, Steve	110
Henriquez, Oscar	108
Olwine, Ed	105
Phillips, Zach	105
Rodriguez, Richard	103

CAREER YEARS PITCHED

Anderson, Rick	7
Bell, Heath	6
Johnson, Steve	6
Leach, Terry	6
Myrick, Bob	6
Tillman, Chris	6
Bernard, Dwight	5
Britton, Zach	5
Bruhert, Mike	5
Clark, Zach	5
Gaff, Brent	5
Gamboia, Eddie	5
Glynn, Ed	5
Wright, Mike	5

CAREER COMPLETE GAMES

Matlack, Jon	29
Moore, Tommy	28
Sterling, Randy	26
Swan, Craig	23
Capra, Buzz	20
Mitchell, John	20
Dixon, Tom	19
Webb, Hank	18
Lynch, Ed	17
Scott, Mike	17
Berenguer, Juan	15
Bibby, Jim	15
Frisella, Danny	15
Glass, John	15
Jackson, Roy Lee	15
Todd, Jackson	15
Espinosa, Nino	14
Raziano, Barry	14
Gaff, Brent	13
Holman, Scott	13
Parker, Harry	13

TIDES BATTING RECORDS AS ORIOLES AFFILIATE (2007-)

CAREER				SEASON							
BATTING AVG.		GAMES		AT BATS		BATTING AVG.		GAMES		AT BATS	
<i>(minimum 500 at-bats)</i>						<i>(minimum 350 at-bats)</i>					
Salazar, Oscar	.333	Walker, Christian	313	Alvarez, Dariel	1209	Salazar, Oscar ('08)	.316	Cervenak, Mike ('07)	140	Cervenak, Mike ('07)	554
Mountcastle, Ryan	.312	Alvarez, Dariel	304	Walker, Christian	1204	Fiorentino, Jeff ('09)	.312	Almanzar, Michael ('15)	138	Álvarez, Pedro ('17)	547
Clevenger, Steve	.308	Davis, Blake	300	Hoes, L.J.	1078	Mountcastle, Ryan ('19)	.312	Álvarez, Pedro ('17)	138	Andino, Robert ('10)	546
Redman, Tike	.296	Snyder, Brandon	285	Snyder, Brandon	1049	Williams, Mason ('19)	.308	Walker, Christian ('15)	138	Walker, Christian ('15)	534
Fiorentino, Jeff	.295	Avery, Xavier	284	Davis, Blake	1011	Torres, Eider ('08)	.307	Harris, Brendan ('11)	136	Alvarez, Dariel ('16)	524
RUNS		HITS		DOUBLES		RUNS		HITS		DOUBLES	
Hoes, L.J.	161	Alvarez, Dariel	344	Alvarez, Dariel	79	Mountcastle, Ryan ('19)	81	Mountcastle, Ryan ('19)	162	Salazar, Oscar ('08)	42
Walker, Christian	147	Walker, Christian	313	Walker, Christian	72	Redman, Tike ('08)	77	Cervenak, Mike ('07)	157	Alvarez, Dariel ('16)	38
Alvarez, Dariel	137	Hoes, L.J.	302	Snyder, Brandon	61	Salazar, Oscar ('08)	73	Alvarez, Dariel ('16)	151	Dosch, Drew ('17)	36
Avery, Xavier	131	Snyder, Brandon	269	Dosch, Drew	60	Terrero, Luis ('08)	73	Torres, Eider ('08)	145	Mountcastle, Ryan ('19)	35
Redman, Tike	130	Urrutia, Henry	261	Salazar, Oscar	59	Andino, Robert ('10)	72	Andino, Robert ('10)	144	Walker, Christian ('15)	33
TRIPLES		HOME RUNS		RUNS BATTED IN		TRIPLES		HOME RUNS		RUNS BATTED IN	
Yastrzemski, Mike	13	Walker, Christian	42	Snyder, Brandon	157	Fahey, Brandon ('07)	8	Álvarez, Pedro ('17)	26	Álvarez, Pedro ('17)	89
Davis, Blake	11	Álvarez, Pedro	34	Walker, Christian	157	Terrero, Luis ('08)	8	Mountcastle, Ryan ('19)	25	Terrero, Luis ('08)	88
Redman, Tike	10	Bell, Josh	32	Alvarez, Dariel	140	Redman, Tike ('07)	6	Aubrey, Michael ('10)	22	Salazar, Oscar ('08)	85
Avery, Xavier	8	Hughes, Rhyne	28	Salazar, Oscar	128	Schafer, Logan ('17)	6	Bell, Josh ('11)	19	Mountcastle, Ryan ('19)	83
Fahey, Brandon	8	Reimold, Nolan	27	Yastrzemski, Mike	122	Stern, Adam ('07)	6	Walker, Christian ('16)	18	Cervenak, Mike ('07)	78
Terrero, Luis	8	STRIKEOUTS		WALKS		Torres, Eider ('08)	6	Walker, Christian ('15)	18	WALKS	
STOLEN BASES		Walker, Christian	323	Hoes, L.J.	135	Yastrzemski, Mike ('18)	6	Washington, David ('17)	18	Hoes, L.J. ('13)	58
Avery, Xavier	57	Avery, Xavier	302	Avery, Xavier	119	STOLEN BASES		Williams, Mason ('19)	18	Berry, Quintin ('14)	57
Borbon, Julio	57	Snyder, Brandon	256	Yastrzemski, Mike	117	Borbon, Julio ('14)	34	Costanzo, Mike ('08)	159	Hoffmann, Jamie ('12)	54
Angle, Matt	51	Hughes, Rhyne	254	Reimold, Nolan	116	Torres, Eider ('08)	28	Hall, Bill ('12)	141	Reimold, Nolan ('10)	54
Torres, Eider	50	Yastrzemski, Mike	247	Walker, Christian	107	Angle, Matt ('11)	27	Walker, Christian ('16)	138	Stewart, DJ ('18)	54
Redman, Tike	38					Christian, Justin ('09)	26	Álvarez, Pedro ('17)	137		
						Hudson, Kyle ('11)	26	Washington, David ('17)	137		
						Salazar, Jeff ('10)	26				

TIDES PITCHING RECORDS AS ORIOLES AFFILIATE (2007-)

CAREER				SEASON							
ERA		WINS		LOSSES		ERA		WINS		LOSSES	
<i>(minimum 100.0 innings pitched)</i>						<i>(minimum 90.0 IP)</i>					
Drake, Oliver	1.85	Mitchell, Andy	31	Tillman, Chris	29	Tillman, Chris ('09)	2.70	Mitchell, Andy ('08)	12	VandenHurk, Rick ('11)	13
Rodriguez, Richard	2.61	Tillman, Chris	30	Johnson, Steve	23	Davies, Zach ('15)	2.84	Mitchell, Andy ('09)	11	Johnson, Jim ('07)	12
Beato, Pedro	2.65	Wright, Mike	22	Gamboa, Eddie	22	Johnson, Steve ('12)	2.86	Tillman, Chris ('10)	11	Pauley, David ('09)	12
Gabino, Armando	2.67	Arrieta, Jake	21	Mitchell, Andy	22	Jones, Chris ('15)	2.94	Kester, Tim ('07)	9	Gamboa, Eddie ('15)	11
Davies, Zach	2.84	Jones, Chris	20	Wright, Mike	22	Anderson, Craig ('07)	2.98	Melville, Tim ('18)	9	Gunkel, Joe ('16)	11
STRIKEOUTS		APPEARANCES		GAMES STARTED		STRIKEOUTS		WINS		LOSSES	
Tillman, Chris	350	Miller, Jim	158	Tillman, Chris	73	Akin, Keegan ('19)	131	Olson, Garrett ('08)	9	GAMES STARTED	
Johnson, Steve	339	Beato, Pedro	128	Wright, Mike	70	Olson, Garrett ('08)	120	VandenHurk, Rick ('11)	9	Berken, Jason ('12)	26
Wright, Mike	287	Castillo, Alberto	128	Johnson, Steve	60	Johnson, Jim ('07)	109	Waters, Chris ('08)	9	Pauley, David ('09)	26
Jones, Chris	237	Mitchell, Andy	124	Wilson, Tyler	55	Pauley, David ('09)	108	Wright, Mike ('15)	9	VandenHurk, Rick ('11)	26
Arrieta, Jake	234	Johnson, Steve	110	Mitchell, Andy	47	VandenHurk, Rick ('11)	108	Phillips, Zach ('16)	9	Wright, Mike ('14)	26
SAVES		SHUTOUTS		INNINGS PITCHED		SAVES		APPEARANCES		LOSSES	
Drake, Oliver	33	Arrieta, Jake	2	Tillman, Chris	403.2	Doyne, Cory ('07)	29	Beato, Pedro ('16)	65	Berken, Jason ('12)	26
Miller, Jim	30	Matusz, Brian	2	Mitchell, Andy	400.1	Asencio, Jairo ('13)	28	Beato, Pedro ('15)	63	Pauley, David ('09)	26
Doyne, Cory	29	Tillman, Chris	2	Wright, Mike	389.2	Drake, Oliver ('15)	23	Miller, Jim ('09)	54	VandenHurk, Rick ('11)	26
Asencio, Jairo	28	Bergesen, Brad	1	Johnson, Steve	354.2	Worrell, Mark ('11)	21	Green, Steve ('07)	52	Wright, Mike ('14)	26
Worrell, Mark	21	Clark, Zach	1	Jones, Chris	340.1	Sarfate, Dennis ('10)	20	Worrell, Mark ('11)	52	Johnson, Jim ('07)	25
WINNING PCT		SHUTOUTS		COMPLETE GAMES		WINNING PCT		APPEARANCES		LOSSES	
<i>(minimum 15 decisions)</i>						<i>(minimum 10 decisions)</i>					
Phillips, Zach	.667 12-6	Arrieta, Jake	1	Tillman, Chris	3	Wright, Mike ('15)	.900 9-1	Olson, Garrett ('08)	9	Berken, Jason ('12)	26
Junge, Eric	.588 10-7	Mitchell, Andy	157	Arrieta, Jake	2	Phillips, Zach ('16)	.750 9-3	VandenHurk, Rick ('11)	9	Pauley, David ('09)	26
Mitchell, Andy	.585 31-22	Johnson, Steve	155	Johnson, Jim	2	Garcia, Freddy ('13)	.727 8-3	Wright, Mike ('15)	9	Wright, Mike ('14)	26
Arrieta, Jake	.553 21-17	Tillman, Chris	126	Matusz, Brian	2	Anderson, Craig ('07)	.700 7-3	Phillips, Zach ('16)	9	Johnson, Jim ('07)	25
Rodriguez, Richard	.550 11-9	Arrieta, Jake	109	Several Tied with 1		Mitchell, Andy ('09)	.688 11-5	Green, Steve ('07)	52	Patton, Troy ('10)	25
								SHUTOUTS		INNINGS PITCHED	
								Tillman, Chris ('10)		VandenHurk, Rick ('11)	
								Several Tied with 1		Pauley, David ('09)	
										Jones, Chris ('15)	
										Johnson, Jim ('07)	
										148.0	
										144.0	
								WALKS		COMPLETE GAMES	
								Gamboa, Eddie ('15)		Johnson, Jim ('07)	
								Akin, Keegan ('19)		Tillman, Chris ('10)	
								61		Several Tied with 1	
								Mitchell, Andy ('08)			
								58			
								George, Chris ('11)			
								56			
								Ysla, Luis ('19)			
								55			

Bold indicates player was with Tides in 2019

Bold indicates player was with Tides in 2019

THE LAST TIME IT HAPPENED

FOR THE TIDES

Hitting

Hit For The Cycle:Timo Perez, 6/9/00 vs. COL
 Inside-The Park HR.....Breyvic Valera, 7/26/18 vs. SYR (G2) (13th inning walk-off)
 Pinch-Hit Home RunChance Sisco, 5/14/17 @ IND
 Pinch-Hit Grand SlamDerek Lee, 8/15/95 @ CHA
 5-Hit Game.....Renato Núñez, 6/22/18 @ LOU
 6-Hit GameRoy Foster, 7/17/69 at ROC (12 innings)
 3 Home Runs in a GameRyan Mountcastle, 6/2/19 vs. LOU
 Walk-Off Home RunRyan Mountcastle, 6/1/19 vs. LOU
 Walk-Off Inside-The-Park HRBreyvic Valera, 7/26/18 vs. SYR (G2) (13th inning)
 Home Run Hit By PitcherRick Reed, 6/4/96 vs. CHA
 7-RBI game.....DJ Stewart, 5/8/19 vs. PAW
 Steal of HomeCedric Mullins, 6/30/19 vs. CHA
 4 Stolen Bases in a GameMatt Angle, 7/26/11 @ TOL
 Batter Strikes out 5 TimesDavid Adams, 4/26/14 vs. COL
 Batter Homers in 4 Straight GamesMark Johnson, April 8-11, 2000
 Batter Homers in Triple-A DebutChris Clare, 7/6/19 @ CHA
 Tides Hit 5 HR in a Game8/17/16 @ SWB
 Tides Score 10 or More in an Inning7/20/19 vs. LHV (10 runs in 2nd inning)
 Tides Score 20 Runs in a game.....4/19/16 @ CHA (20-4 win)

Pitching

7-Inning Perfect GameJohn Mitchell, 6/27/88 vs. IND
 9-Inning No-HitterChris Tillman, 4/28/10 @ GWN
 7-Inning No-HitterSteve Trachsel, 5/20/01 vs. OTT (Rehab Start)
 Complete Game, 9-Inning 1-Hit ShutoutChris Tillman, 7/5/10 @ CHA
 Complete Game, 9-Inning Shutout.....Zach Clark, 8/31/12 vs. GWN
 Pitcher Throws Back-to-Back CG Shutouts.....Jason Isringhausen, 6/13 & 6/18, 1995
 Tides Pitch Three Straight Shutouts5/28-5/31, 1997
 Pitcher strikes out side on 9 pitches.....Dennis Sarfate, 5/23/10 vs. ROC
 Combined One-Hit Shutout7/27/17 vs. SWB
 Use Seven Pitchers in a Game8/7/18 vs. SWB (7 pitchers in 9 innings)
 Tides Lose No-Hitter in 9th-inning8/3/16 @ DUR (single with 1 out in 9th inning)
 Tides Lose Despite Allowing 1 Hit.....6/14/13 vs. LOU (G2)
 Pitcher Earns Win In Triple-A Debut.....Lucas Long, 7/18/18 @ BUF

Miscellaneous

Tides Turn a Triple Play8/11/15 vs. DUR (5-4-3 Triple Play)
 Tides Play Four Straight Extra-Inning Games5/28-31, 2011
 Tides Score 10 or More in 3 Straight Games7/30-8/1, 1995
 Tides Throw Shutout in Back-To-Back Games8/11/19 vs. SYR & 8/13/19 @ PAW
 Game Ends in Tie8/5/07 vs. IND (Game called due to rain, 2-2 in 8th inning)
 Outfielder registers 3 assists in a game.....Quintin Berry, 6/28/14 @ ROC
 Position Player Earns Pitching Victory.....L.J. Hoes, 8/24/16 vs. ROC (13 innings)
 Tides play three straight games with same score.....6/24-6/28, 2015 (5-4 wins)
 Tides sweep 5-game series7/19-22/18 @ ROC

AGAINST THE TIDES

Hitting

Hit For The Cycle:Ryan Cordell, 4/10/19 @ CHA
 Inside-The Park Home RunReggie Taylor, 4/17/04 @ LOU
 5-Hit GameJaylin Davis, 7/23/19 @ ROC
 6-Hit GameMichael Coleman, 6/4/99 at PAW (Coleman had 7 hits)
 3 Home Runs in a GameWilin Rosario, 7/23/19 @ ROC
 Team Hits Back-to-Back-to-Back HRs8/22/16 vs. DUR (Gillaspie, Motter, Decker)
 Walk-Off Grand SlamMike Costanzo, 5/8/14 @ LOU (9th inning)
 Home Run to Lead Off GameDrew Maggi, 7/23/19 @ ROC
 8-RBI GameAustin Riley, 5/13/18 @ GWN
 Team Hits 6 Home Runs in a Game5/24/19 @ GWN
 Team Scores 10 or More in an Inning.....5/15/18 vs. IND (10 runs in 2nd inning)
 Batter Strikes out 5 Times.....Gary Matthews, Jr., 6/26/10 vs. LOU
 Steal of HomeDarin Mastroianni, 8/4/14 @ BUF

Pitching

7-Inning Perfect GameJoe Niekro, 7/16/72 at TOL
 9-Inning No-HitterIan Snell, 5/15/05 at IND
 7-Inning No-HitterJoe Niekro, 7/16/72 at TOL (Perfect Game)
 Complete Game, 9-Inning ShutoutMichael Lorenzen, 8/16/15 @ LOU
 Combined One-Hit Shutout.....4/9/19 @ CHA (Game 1 of DH), (CHA 3, NOR 0)

Miscellaneous

Tides hit into Triple Play9/11/15 vs COL (Playoff Game)
 Pitcher Strikes out 4 Tides in an InningJeff Manship, 7/17/12 vs. ROC

TIDES NO-HITTER HISTORY

Tides 9-inning No-Hitters

Chris Tillman, 4/28/10 at Gwinnett
 Dave Telgheder, 5/15/92 vs. Pawtucket

Tides 7-inning No-Hitters

Steve Trachsel, 5/29/01 vs. Ottawa (Rehab appearance)
 John Mitchell, 6/27/88 vs. IND (Perfect game)
 Hank Webb, 6/7/74 vs. ROC
 Tommie Moore, 8/6/72 vs. ROC

Opponent 9-inning No-Hitters

Ian Snell, 5/15/05 at IND
 Jim Burton, 6/8/75 at PAW

Opponent 7-inning No-Hitters

Joe Niekro, 7/16/72 at TOL (Perfect Game)



Chris Tillman fired a no-hitter at Gwinnett on April 28, 2010. He struck out six and issued one walk in Norfolk's 6-0 victory, throwing 63 of his 105 pitches for strikes.

INDIVIDUAL RECORDS, SINGLE GAME

MOST AT-BATS, 9-Inning Game

7Marvell Wynne, 4/13/82 at Rochester
 7Christian Walker, 4/19/16 at Charlotte

OPPONENT

7Michael Coleman, 6/4/99 at Pawtucket

MOST AT-BATS, Extra-Inning Game

8Roy Staiger, 8/12/74 at Pawtucket
 8Leo Foster, 5/28/77 at Richmond

OPPONENT

82x, last: Fred Lynn, 8/12/74 at Pawtucket

MOST RUNS SCORED

5Several Times (last - Gil Flores, 4/13/82 at Rochester)

OPPONENT

6Michael Coleman, 6/4/99 at Pawtucket
 6Joe DePastino, 6/4/99 at Pawtucket

MOST HITS

6Roy Foster, 7/17/69 (12 Innings) at Rochester

OPPONENT

7Michael Coleman, 6/4/99 at Pawtucket

MOST DOUBLES

4Timo Perez, 7/28/00 vs. Rochester

OPPONENT

3Several Times

MOST TRIPLES

2Several Times (last - Blake Davis, 5/10/12 at Louisville)

OPPONENT

2Several Times (last - Andy Fox, 5/3/97 vs. Columbus)

MOST HOME RUNS

3Ken Perry, 5/17/77 at Pawtucket

3Bill Baldwin, 7/9/77 at Pawtucket

3Gary Rajsich, 4/15/81 at Rochester

3Gary Rajsich, 5/5/81 at Charleston

3Butch Huskey, 5/29/95 at Toledo

3Chase Lambin, 7/15/05 (Game 1 of DH) at Syracuse

3Ryan Mountcastle, 6/2/19 vs. Louisville

OPPONENT

36x, last: Willin Rosario, 7/23/19 @ ROC

MOST RUNS BATTED IN

8Phil Lombardi, 5/13/88 at Rochester

OPPONENT

8Austin Riley, 5/13/18 at Gwinnett

MOST STOLEN BASES

4Gil Flores, 6/23/80 vs. Syracuse

4Ruddy Yan, 4/5/07 at Scranton/Wilkes-Barre

4Matt Angle, 7/26/11 at Toledo

OPPONENT

3Several Times

MOST WALKS RECEIVED

6Pepe Mangual, 8/25/77 vs. Charleston

OPPONENT

5Several Times

MOST INNINGS PITCHED

14.0Craig Swan, 6/30/75 at Memphis (Tides won 1-0)

OPPONENT

15.1John Montague, 8/24/74 vs. Peninsula (Tides won 3-0)

MOST STRIKEOUTS BY PITCHER

17Sid Fernandez, 5/7/84 vs. Maine

17Sid Fernandez, 5/2/85 vs. Pawtucket

17Octavio Dotel, 5/27/99 vs. Toledo

OPPONENT

15Dennis "Oil Can" Boyd, 5/18/84 at Pawtucket

MOST STRIKEOUTS BY BATTER

54x, last: David Adams, 4/26/14 vs. Columbus

OPPONENT

5Gary Matthews, Jr., 6/26/10 vs. Louisville

MOST WALKS ALLOWED

10Rick Ownbey, 8/4/82 at Richmond

10Bill Pulsipher, 4/29/97 vs. Rochester

OPPONENT

10Several Times

MOST HIT BATTERS

42x, last: Andy Mitchell, 7/24/07 at Durham

MOST ERRORS

4Sergio Ferrer, 4/18/79 at Syracuse

4Josh Bell, 7/9/11 vs. Durham

OPPONENT

5Steve Dillard, 6/13/75 vs. Pawtucket

MOST WILD PITCHES

OPPONENT

5Michael Kopech, 6/14/18 vs. CHA

TEAM RECORDS, SINGLE GAME

MOST AT-BATS

576/17/17 vs. Louisville (16 innings)

OPPONENT

575/3/97 vs. Columbus

TWO TEAMS

1136/17/17 vs. Louisville (16 innings)

MOST RUNS

234/13/82 at Rochester

OPPONENT

265/3/97 vs. Columbus

TWO TEAMS

375/3/97 vs. Columbus

MOST RUNS SCORED, INNING

129/5/83 at Columbus (2nd inning of playoff game)

115/13/14 vs. Louisville (5th inning - regular season record)

OPPONENT

127/24/06 @ Ottawa (8th inning)

MOST RUNNERS LEFT ON BASE

196/2/16 vs. Pawtucket

OPPONENT

192x, last: 4/6/17 @ CHA (11 innings)

MOST HITS

235/9/14 at Indianapolis

OPPONENT

305/3/97 vs. Columbus

TWO TEAMS

455/3/97 vs. Columbus

MOST DOUBLES

92x, last: 7/28/00 vs. Rochester

OPPONENT

85/22/05 vs. Pawtucket

TWO TEAMS

125/22/83 at Columbus

MOST TRIPLES

47/22/96 (Game 2) at Toledo

OPPONENT

3Several Times

TWO TEAMS

57/22/96 (Game 2) at Toledo

MOST HOME RUNS

74/28/05 at Charlotte

OPPONENT

64x, last: 5/24/19 at Gwinnett

TWO TEAMS

105/5/81 at Charleston

MOST RUNS BATTED IN

224/13/82 at Rochester

OPPONENT

245/3/97 vs. Columbus

MOST STOLEN BASES

85/6/82 vs. Columbus

OPPONENT

83x, last: 4/23/08 vs. Richmond

MOST STRIKEOUTS

205/10/14 @ Indianapolis

OPPONENT

189/2/82 vs. Charleston

MOST WALKS ISSUED

164/21/78 at Syracuse

OPPONENT

146/14/69 at Syracuse

MOST HIT BATTERS

43x, last: 7/10/13 at Gwinnett

OPPONENT

45/12/80 vs. Syracuse

MOST WILD PITCHES

42x, last: 7/15/12 vs. Lehigh Valley

OPPONENT

53x, last: 6/14/18 vs. CHA

MOST DOUBLE PLAYS HIT INTO

54x, last: 6/21/16 vs. Lehigh Valley

OPPONENT

69/1/98 at Durham

MOST ERRORS

6Several Times, last: 6/12/12 at Buffalo

OPPONENT

76/13/75 vs. Pawtucket

MISCELLANEOUS RECORDS

HITTING STREAK

24 games	Gregg Jefferies, 1988
23 games	Leroy Stanton, 1971
21 games	Omair Santos, 2008
21 games	Buck Britton, 2013
20 games	Dariel Alvarez, 2016
20 games	L.J. Hoes, 2012
19 games	Russ Johnson, 2003
19 games	Timo Perez, 2001
19 games	Jose Lopez, 1997

WINNING STREAK

10	7/23/69-7/30/69
----	-----------------

LOSING STREAK

13	6/30/83-7/12/83
----	-----------------

LONGEST GAME, INNINGS

17	8/12/74 vs. Pawtucket (L, 7-6)
17	8/27/88 at Columbus (W, 3-2)
17	4/17/91 at Richmond (W, 8-3)
17	5/9/94 vs. Pawtucket (L, 7-6)

LONGEST GAME, TIME

5:27	4/17/91 at Richmond (17 innings)
5:27	5/9/94 vs. Pawtucket (17 innings)

LONGEST 9-INNING GAME, TIME

3:54	7/6/09 at Gwinnett (L, 6-5)
------	-----------------------------

SHORTEST 9-INNING GAME, TIME

1:31	4/29/74 at Syracuse (L, 3-2)
------	------------------------------

LONGEST 7-INNING GAME, TIME

2:56	7/11/87 vs. Richmond (L, 7-6)
2:56	8/13/96 vs. Richmond (W, 6-5)

SHORTEST 7-INNING GAME, TIME

1:13	7/3/73 vs. Richmond (L, 2-0)
------	------------------------------

LARGEST MARGIN OF VICTORY

22 Runs (23-1)	4/13/82 at Rochester
----------------	----------------------

LARGEST MARGIN OF DEFEAT

23 Runs (25-2)	6/4/99 at Pawtucket
----------------	---------------------

LARGEST MARGIN OF VICTORY, SHUTOUT

16-0	5/18/00 vs. Ottawa
------	--------------------

LARGEST MARGIN OF DEFEAT, SHUTOUT

19-0	5/13/99 vs. Scranton/W-B
------	--------------------------

CONSECUTIVE SCORELESS INNINGS, INDIVIDUAL

28.0	Michael Bowden, 5/12/15 - 6/12/15
------	-----------------------------------

CONSECUTIVE SCORELESS INNINGS, TEAM

40.0	July 13-18, 1991
------	------------------

CONSECUTIVE SCORELESS INNINGS, OPPONENTS

33.0	June 12-15, 2008
------	------------------

MOST GRAND SLAMS, CAREER

4	John Gibbons
---	--------------

MOST GRAND SLAMS, SEASON

2	Chico Diaz, 1971
2	Dave Schneck, 1973
2	John Gibbons, 1984
2	John Gibbons, 1985
2	Andy Tracy, 2002
2	Ozzie Martinez, 2016

MOST PLAYERS USED, SEASON

75	2012
----	------

MOST STARTING PITCHERS USED, SEASON

25	2012
----	------

MOST TRANSACTIONS, SEASON

238	2019
-----	------

ALL-TIME RECORDS VS. IL OPPONENTS

Team - Year(s)	W-L	Pct.	Records Against Teams No Longer in IL	W-L	Pct.
Toledo (1969-)	425-347	.551	Team - Year(s)	W-L	Pct.
Pawtucket (1973-)	331-282	.540	Winnipeg (1971)	16-4	.800
Syracuse (1969-)	369-316	.539	Buffalo-Winnipeg (1970)	15-5	.750
Charlotte (1993-)	253-258	.495	Maine (1984-88)	60-39	.606
Louisville (1969-72, 88-91, 98-)	158-162	.494	Ottawa (1993-2007)	84-66	.560
Columbus (1966-70, 77-)	317-326	.493	Richmond (1969-2008)	389-353	.524
Rochester (1969-)	328-359	.477	Peninsula (1972-73)	24-22	.522
Scranton/WB (1989-)	137-156	.468	Charleston (1971-83)	129-133	.492
Lehigh Valley (2008-)	41-47	.466	Memphis (1974-76)	30-33	.476
Indianapolis (1988-91, 1998-)	104-124-1	.454			
Gwinnett (2009-)	108-133	.448			
Durham (1998-)	185-245	.430			
Buffalo (1988-91, 98-)	75-108	.410			

GOVERNORS' CUP HISTORY

YEAR	Winner	Manager	YEAR	Winner	Manager
1933	Buffalo	Ray Schalk	1977	Charleston	Jim Beauchamp
1934	Toronto	Ike Boone	1978	Richmond	Tommie Aaron
1935	Syracuse	Nemo Leibold	1979	Columbus	Gene Michael
1936	Buffalo	Ray Schalk	1980	Columbus	Jo Altobelli
1937	Newark	Oscar Vitt	1981	Columbus	Frank Verdi
1938	Newark	Johnny Neun	1982 Tidewater	Jack Aker	
1939	Rochester	Billy Southworth	1983 Tidewater	Dave Johnson	
1940	Newark	Johnny Neun	1984	Pawtucket	Tony Torchia
1941	Montreal	Clyde Sukeforth	1985 Tidewater	Bob Schaefer	
1942	Syracuse	Jewel Ens	1986	Richmond	Roy Majtyka
1943	Syracuse	Jewel Ens	1987	Columbus	Bucky Dent
1944	Baltimore	Tommy Thomas	1988	Rochester	Johnny Oates
1945	Newark	Bill Meyer	1989	Richmond	Jim Beauchamp
1946	Montreal	Clay Hopper	1990	Rochester	Greg Biagini
1947	Syracuse	Jewel Ens	1991	Columbus	Rick Down
1948	Montreal	Clay Hopper	1992	Columbus	Rick Down
1949	Montreal	Clay Hopper	1993	Charlotte	Charlie Manuel
1950	Baltimore	Nick Cullop	1994	Richmond	Grady Little
1951	Montreal	Clay Hopper	1995	Ottawa	Pete Mackanin
1952	Rochester	Harry Walker	1996	Columbus	Stump Merrill
1953	Montreal	Walter Alston	1997	Rochester	Marv Foley
1954	Syracuse	Skeeter Newsome	1998	Buffalo	Jeff Datz
1955	Rochester	Fred Walker	1999	Charlotte	Tom Spencer
1956	Rochester	Fred Walker	2000	Indianapolis	Steve Smith
1957	Buffalo	Phil Cavarretta	2001	Louisville	Dave Miley
1958	Montreal	Clay Bryant	2002	Durham	Bill Evers
1959	Havana	Preston Gomez	2003	Durham	Bill Evers
1960	Toronto	Mel McGaha	2004	Buffalo	Marty Brown
1961	Buffalo	Kirby Farrell	2005	Toledo	Larry Parrish
1962	Atlanta	Jose Schultz	2006	Toledo	Larry Parrish
1963	Indianapolis	Rollie Hemsley	2007	Richmond	Dave Brundage
1964	Rochester	Darrell Johnson	2008	Scranton/WB	Dave Miley
1965	Toronto	Dick Williams	2009	Durham	Charlie Montoyo
1966	Toronto	Dick Williams	2010	Columbus	Mike Sarbaugh
1967	Toledo	Jack Tighe	2011	Columbus	Mike Sarbaugh
1968	Jacksonville	C. McCulloch	2012	Pawtucket	Arnie Beyeler
1969	Syracuse	Frank Verdi	2013	Durham	Charlie Montoyo
1970	Syracuse	Frank Verdi	2014	Pawtucket	Kevin Boles
1971	Rochester	Joe Altobelli	2015	Columbus	Chris Tremie
1972 Tidewater	Hank Bauer		2016	Scranton/WB	Al Pedrique
1973	Pawtucket	Darrel Johnson	2017	Durham	Jared Sandberg
1974	Rochester	Joe Altobelli	2018	Durham	Jared Sandberg
1975 Tidewater	Joe Frazier		2019	Columbus	Tony Mansolino
1976	Syracuse	Bobby Cox			

IL CHAMPIONSHIPS BY TEAM

11 Championships:

Columbus ('79, '80, '81, '87, '91, '92, '96, '10, '11, '15, '19)

10 Championships:

Rochester ('39, '52, '55, '56, '64, '71, '74, '88, '90, '97)

8 Championships:

Syracuse ('35, '42, '43, '47, '54, '69, '70, '76)

7 Championships:

Montreal ('41, '46, '48, '49, '51, '53, '58)

6 Championships:

Buffalo ('33, '36, '57, '61, '98, '04)

Durham ('02, '03, '09, '13, '17, '18)

5 Championships:

NORFOLK/TIDEWATER ('72, '75, '82, '83, '85)

Richmond ('78, '86, '89, '94, '07)

4 Championships:

Newark ('37, '38, '40, '45)

Toronto ('34, '60, '65, '66)

Pawtucket ('73, '84, '12, '14)

3 Championships:

Toledo ('67, '05, '06)

2 Championships:

Baltimore ('44, '50)

Charlotte ('93, '99)

Indianapolis ('63, '00)

Scranton/WB ('08, '16)

1 Championship:

Atlanta ('62), Charleston ('77), Havana ('59), Louisville ('01), Ottawa ('95), Jacksonville ('68)

TIDES MANAGERIAL RECORDS

MANAGER	YEAR(S)	RECORD	PCT.
Clyde McCullough	1969	76-59	.563
Chuck Hiller	1970	74-66	.529
Hank Bauer	1971-72	157-126	.555
John Antonelli	1973-74	132-152	.465
Joe Frazier	1975	86-59	.593
Tom Burgess	1976	60-78	.435
Frank Verdi	1977-80	282-277	.504
Jack Aker	1981-82	144-131	.524
Davey Johnson	1983	71-68	.511
Bob Schaefer	1984-85	146-133	.523
Sam Perlozzo	1986	74-66	.529
Mike Cubbage	1987-89	235-192	.550
Steve Swisher	1990-91	156-132	.542
Clint Hurdle	1992-93	126-157	.445
# Bobby Valentine	1994, 1996	143-132	.520
Toby Harrah	1995	86-56	.606
Bruce Benedict	# 1996	6-2	.750
Rick Dempsey	1997-98	145-139	.511
John Gibbons	1999-2001	227-199	.533
Bobby Floyd	2002-03	137-149	.479
John Stearns	2004	72-72	.500
Ken Oberkfell	2005-06	108-108	.500
* Tony Tjerina	2006	28-41	.406
% Gary Allenson	2007-11	284-341	.454
% Bobby Dickerson	2010	43-46	.483
Ron Johnson	2012-18	491-511	.490
Gary Kendall	2019	60-79	.432

(Regular Season Totals Only)

Valentine was promoted to New York (NL) on 8/26/96; Bruce Benedict completed the season
 * Tjerina served as interim manager to begin the '06 season, filling in for an injured Ken Oberkfell
 % Allenson was promoted to Baltimore on 6/4/10; Bobby Dickerson completed the season

MOST CAREER WINS BY TIDES MANAGER

(Regular Season Totals Only)

MANAGER	YEAR(S)	WINS	PCT.
Ron Johnson	2012-18	491	.490
Gary Allenson	2007-11	284	.454
Frank Verdi	1977-80	282	.504
Mike Cubbage	1987-89	235	.550
John Gibbons	1999-2001	227	.533

HIGHEST WINNING PCT. BY TIDES MANAGER

(Minimum 100 Games Managed)

MANAGER	YEAR(S)	RECORD	PCT.
Toby Harrah	1995	86-56	.606
Joe Frazier	1975	86-59	.593
Clyde McCullough	1969	76-59	.563
Hank Bauer	1971-72	157-126	.555
Mike Cubbage	1987-89	235-192	.550

MOST MLB MANAGERIAL WINS BY A FORMER TIDE

(Regular Season Totals Only)

MANAGER	YEAR(S)	WINS	PCT.
Bruce Bochy*	1995-2019	2,003	.497
Davey Johnson	1984-2013	1,372	.562
Clint Hurdle*	2002-2019	1,269	.485
Ned Yost*	2003-2019	1,203	.473
Bobby Valentine	1985-2012	1,186	.504
Ron Gardenhire*	2002-2019	1,179	.485
Jimy Williams	1986-2004	910	.535
John Gibbons	2004-2018	793	.507
Ron Washington	2007-2014	664	.521
Hank Bauer	1961-1969	594	.522

*Managed in 2019



Ron Johnson managed the Tides from 2012-2018, setting the franchise mark with 491 career wins. He was also named the 2015 International League Manager of the Year.

TIDES MANAGERS AND COACHES

Abbott, Glenn (89)	Hernandez, Jose (13-18)	Ripplemeyer, Ray (97-98)
Aker, Jack (81-82)	Hiller, Chuck (70)	Sambo, Ramon (19)
Allenson, Gary (07-11)	Howard, David (01)	Schaefer, Bob (82, 84-85)
Antonelli, John (73-74)	Hurdle, Clint (92-93)	Scripture, Billy (71-72)
Apodaca, Bob (91-96)	Jackson, Al (83-84)	Stearns, John (04)
Bartlett, Bob (75)	Johnson, Davey (83)	Swisher, Steve (90-91)
Bauer, Hank (71-72)	Johnson, Howard (05-06)	Tjerina, Tony (06)
Bearmarth, Larry (69-70)	Johnson, Ron (12-18)	Verdi, Frank (77-80)
Beene, Fred (80)	Kelley, Tom (76)	Waits, Rick (96, 99-02)
Benedict, Bruce (96)	Kendall, Gary (19)	Wakana, Yosh (83)
Berry, Sean (15-17)	Komminsk, Brad (11)	Walling, Denny (12-14)
Burgess, Tom (76)	LeBoeuf, Al (01-04)	Warthen, Dan (04-05)
Cubbage, Mike (87-89)	Lawless, Tom (97-99)	Washington, Ron (91-92, 95)
Cumberland, John (85-88, 90)	Mahler, Rick (03)	Williams, Dallas (07-09)
Davis, Butch (18-19)	McCall, Larry (07-08)	Valentine, Bobby (94, 96)
Dempsey, Rick (97-98)	McCullough, Clyde (69)	
Dickerson, Bobby (10)	McDonald, Dave (73-74)	
Floyd, Bobby (02-03)	McPhail, Marlin (93-94)	
Frazier, Joe (75)	Miller, Rich (89-90, 96)	
Freiling, Howie (00)	Mitchell, Donovan (06)	
Gibbons, John (99-01)	Niemann, Randy (03, 06)	
Griffin, Mike (09-19)	Oberkfell, Ken (05-06)	
Harrah, Toby (95)	Pavlick, Greg (77-79)	
Hebner, Richie (10)	Perlozzo, Sam (81, 86)	

MANAGERIAL ACHIEVEMENTS BY FORMER TIDES

TIDES TO WIN MANAGER OF THE YEAR AWARD (BBWAA)

1987	Davey Johnson - 98-64 record for the Baltimore Orioles
1996	Bruce Bochy - 91-71 record for the San Diego Padres
1999	Jimy Williams - 94-68 record for the Boston Red Sox
2010	Ron Gardenhire - 94-68 record for the Minnesota Twins
2013	Clint Hurdle - 94-68 record for the Pittsburgh Pirates

TIDES TO MANAGE TEAM TO WORLD SERIES CHAMPIONSHIP

1986	Davey Johnson - New York Mets defeat Boston Red Sox (4-3)
2010	Bruce Bochy - San Francisco Giants defeat Texas Rangers (4-1)
2012	Bruce Bochy - San Francisco Giants defeat Detroit Tigers (4-0)
2014	Bruce Bochy - San Francisco Giants defeat Kansas City Royals (4-3)
2015	Ned Yost - Kansas City Royals defeat New York Mets (4-1)

TIDES TO WIN MLB AWARDS

TIDES IN BASEBALL HALL OF FAME

Gary Carter - Inducted in 2003 (Played for Tidewater in 1989)
Mike Piazza - Inducted in 2015 (Played for Norfolk in 2003)

TIDES TO WIN MLB MVP AWARD

1989 Kevin Mitchell - Hit .291 with 47 HR and 125 RBI for the San Francisco Giants
2002 *Miguel Tejada - Hit .308 with 34 HR & 131 RBI for the Oakland Athletics

TIDES TO WIN MLB CY YOUNG AWARD

1985 Dwight Gooden - 24-3, 1.53 ERA and 268 strikeouts for the New York Mets
1986 Mike Scott - 18-10, 2.22 ERA and NL-leading 306 K's for the Houston Astros
2015 Jake Arrieta - 22-6, 1.77 ERA and 236 strikeouts for the Chicago Cubs

TIDES TO WIN MLB ROOKIE OF THE YEAR AWARD

1972 Jon Matlack - 15-10, 2.32 ERA in 244 IP for the New York Mets
1983 Darryl Strawberry - Hit .257 with 26 HR & 74 RBI for the New York Mets
1984 Dwight Gooden - 17-9, 2.60 ERA and NL-leading 276 K's for New York Mets
1987 *Benito Santiago - Hit .300 with 18 HR & 79 RBI for the San Diego Padres
1993 *Mike Piazza - Hit .318 with 35 HR & 112 RBI for the Los Angeles Dodgers

TIDES TO WIN LCS MVP AWARD

1986 Mike Scott - 2-0, 1 run allowed in 18 IP, 19 strikeouts for Houston Astros
1990 Randy Myers - 3 saves, 5.2 scoreless IP for Cincinnati Reds
2002 * Benito Santiago - .300 average, 2 HR, 6 RBI for San Francisco Giants
2012 Marco Scutaro - .500 average, 14 hits, 4 RBI for San Francisco Giants
2013 Koji Uehara - 1 win, 3 saves in 5 games for Boston Red Sox
2017 Justin Turner - .333 average, 2 HR, 7 RBI for Los Angeles Dodgers

* Played for Tides after winning the award



Jake Arrieta earned the 2015 NL Cy Young Award after going 22-6 with a 1.77 ERA and 236 strikeouts for the Chicago Cubs. Arrieta is one of three former Tides to win the NL Cy Young Award, joining Dwight Gooden (1985) and Mike Scott (1986).

The following 50 players have made 114 appearances in the MLB All-Star Game **AFTER** having played for the Tides

2019 John Means (BAL)
2018
2017 Jonathan Schoop (BAL), Justin Turner (LAD), Pat Neshek (PHI)
2016 Jake Arrieta (CHC), Brad Brach (BAL), Zach Britton (BAL), Matt Wieters (BAL)
2015 Zach Britton (BAL)
2014 Matt Wieters (BAL), Koji Uehara (BOS), Pat Neshek (STL), Alfredo Simon (CIN)
2013 J.J. Hardy (BAL), Chris Tillman (BAL), David Wright (NYM), Marco Scutaro (SF)
2012 Matt Wieters (BAL), Jim Johnson (BAL), David Wright (NYM)
2011 Matt Wieters (BAL), Jose Reyes (NYM), Heath Bell (SD)
2010 Ty Wigginton (BAL), David Wright (NYM), Heath Bell (SD), Jose Reyes (NYM)
2009 David Wright (NYM), Heath Bell (SD)
2008 David Wright (NYM)
2007 David Wright (NYM), Jose Reyes (NYM)
2006 David Wright (NYM), Jose Reyes (NYM)
2005 Mike Piazza (NYM), Jason Isringhausen (STL), Melvin Mora (BAL)
2004 Mike Piazza (NYM)
2003 Preston Wilson (COL), Melvin Mora (BAL), Carl Everett (CHW)
2002 Mike Remlinger (ATL)
2001 Rick Reed (NYM)
2000 Carl Everett (BOS), Jason Isringhausen (OAK)
1999 Jeromy Burnitz (MIL), Paul Byrd (PHI), David Cone (NYY)
1998 Fernando Vina (MIL), Rick Reed (NYM)
1997 Todd Hundley (NYM), Bobby Jones (NYM), David Cone (NYY), Randy Myers (BAL)
1996 Todd Hundley (NYM)
1995 Lenny Dykstra (PHI), Randy Myers (CHC)
1994 David Cone (KC), Gregg Jefferies (STL), Lenny Dykstra (PHI), Randy Myers (CHC)
1993 Gregg Jefferies (STL), Rick Aguilera (MIN)
1992 Rick Aguilera (MIN), David Cone (NYM)
1991 Darryl Strawberry (LAD), Rick Aguilera (MIN), Jeff Reardon (BOS)
1990 Lenny Dykstra (PHI), Kevin Mitchell (SF), Darryl Strawberry (NYM), Randy Myers (CIN)
1989 Kevin Mitchell (SF), Darryl Strawberry (NYM), Mike Scott (HOU)
1988 Jeff Reardon (MIN), Darryl Strawberry (NYM), Dwight Gooden (NYM), David Cone (NYM)
1987 Darryl Strawberry (NYM), Mike Scott (HOU), Hubie Brooks (MON), Sid Fernandez (NYM)
1986 Darryl Strawberry (NYM), Dwight Gooden (NYM), Hubie Brooks (MON), Sid Fernandez (NYM), Jeff Reardon (MON), Mike Scott (HOU)
1985 Darryl Strawberry (NYM), Ron Darling (NYM), Dwight Gooden (NYM), Jeff Reardon (MON)
1984 Darryl Strawberry (NYM), Dwight Gooden (NYM), Jesse Orosco (NYM)
1983 Jesse Orosco (NYM)
1982 John Stearns (NYM)
1981 Ken Singleton (BAL)
1980 John Stearns (NYM), Jim Bibby (PIT)
1979 John Stearns (NYM), Ken Singleton (BAL)
1978
1977 Ken Singleton (BAL), John Stearns (NYM)
1976 Jon Matlack (NYM), Amos Otis (KC)
1975 Jon Matlack (NYM)
1974 Jon Matlack (NYM), Buzz Capra (ATL)
1973 Amos Otis (KC)
1972 Amos Otis (KC)
1971 Amos Otis (KC)
1970 Amos Otis (KC)
1969

MOST ALL-STAR APPEARANCES BY A FORMER TIDE

8: Darryl Strawberry
7: David Wright
5: Amos Otis, David Cone
4: John Stearns, Jeff Reardon, Dwight Gooden, Randy Myers, Jose Reyes, Matt Wieters
3: Jon Matlack, Ken Singleton, Mike Scott, Rick Aguilera, Lenny Dykstra, Heath Bell

OPENING DAY LINEUPS

1969 B Smith CF B Pfeil 3B J Tracy 2B B Sorrell 1B R Foster RF C Brown LF B Heise SS L Flodin C C Coleman DH S Renko P	1970 R Gaspar CF B Pfeil 3B K Singleton LF O McFarlane C T Foli SS L Stanton RF D Engbers 1B T Martinez 2B D Frisella P	1971 G Spriggs LF L Barnes 2B J Milner 1B L Stanton RF M Jorgensen CF C Diaz 3B R Bobb C T Canzano SS R Folkers P	1972 L Barnes 2B B Etheridge 3B D Hahn CF J Gosger LF G Theodore 1B S Reid RF J Kennedy SS B Cotton C C Williams P	1973 D Hahn CF L Barnes 2B D Schneck RF D McDonald 1B J Gosger LF B McNulty DH R Staiger 3B J Nolan C N Pichardo SS T Moore P	1974 L Barnes 2B B Ostrosser SS B Boisclair CF T Hallums 1B B Ayala LF R Staiger 3B G Harts CF I Hampton C R Sterling P	1975 L Foster SS B Boisclair CF B Pemberton 1B B Ayala RF M Vail LF R Trapp 3B R Puig 2B R Hodges C C Swan P	1976 L Lora CF L Foster 3B B Baldwin RF B Pemberton 1B R Diggie DH R Trapp 3B J Kleven C J Kidder 2B M DeJohn SS J Todd P
1977 P Mangual LF R Trapp 3B B Baldwin RF E Kurpiel 1B K Perry 2B K Rosado C R Miller RF R Auerbach SS D Clarey DH J Todd P	1978 P Mangual LF R Miller CF F Andrews 2B M Brant 1B D Norman RF L Rosado C E Cipot DH M Ramirez SS S Ferrer 3B R L Jackson P	1979 M Wilson CF S Ferrer SS D Norman RF E Cipot DH M Brant B B Benton C J Monasterio LF R Rogers 3B M Ramirez 2B T Hausmen P	1980 G Flores LF M Wilson CF H Brooks 3B E Cipot DH J Moreno RF B Benton C W Backman SS K Chapman 2B R Baldwin 1B S Holman P	1981 G Flores CF B Giles 2B R MacDonald 1B D Norman RF G Rajsich 1B S Beltre LF P Mankowski 3B R Sweet C R Gardenhire SS J Orosco P	1982 G Flores LF M Wynne CF R Tillman DH P Mankowski 3B M Davis 3B M Howard RF B Giles 2B B Bochy C J Oquendo SS R Ownbey P	1983 R Tillman LF R McMullen 2B D Strawberry RF G Rajsich 1B M Bishop 3B C Hurdle DH M Wynne CF M Fitzgerald C J Oquendo SS W Terrell P	1984 R Tillman LF K Chapman 2B K Mitchell 3B C Hurdle C T Blocker DH J Maler 1B J Christensen RF H Winningham CF R Santana SS J Bittiger P
1985 L Dykstra CF L Tarver LF K Mitchell 3B R Lancellotti 1B B Beane RF E Hearn DH J Gibbons C S Springer 2B A Salazar SS R Aguilera P	1986 S Jefferson CF R Gardenhire SS D Magadan 3B E Hearn 1B D Frobel RF J Gibbons C T Blocker LF S Springer 2B R Milligan DH T Leach P	1987 T Blocker CF K Miller 2B A David 1B M Carreon LF R Nelson RF R Milligan DH S Springer 3B J Gibbons C K Elster SS J Mitchell P	1988 S Springer 3B A David 1B G Jefferies SS D Reed RF M Carreon LF J Contreras CF G Olsen C K Dowell 2B T Edens P	1989 A Hayden LF J McKnight 2B T O'Malley 3B M Carreon DH P Lombardi 1B D Reed RF J Contreras CF D Liddel C K Dowell SS D West P	1990 M Diaz CF M DeButch 3B A Cuevas LF D Reed RF K Torve 1B T Bogar SS J Monell DH D Liddel C J Gardner 2B B Givens P	1991 C Carr CF J Gardner 2B C Donnels 3B T Hansen RF K Torve 1B T Hundley C T Leiper LF K Baez SS J Valera P	1992 P Howell CF S Springer DH C Donnels 3B J Burnitz RF T Hansen 1B D Dozier LF J McKnight 2B O Mercado C K Baez SS J Valera P
1993 E Bullock LF T Howard DH M Twardoski 1B J Burnitz RF S Springer 3B B Fordyce C B Hunter CF K Baez SS D Saunders 2B B Jones P	1994 Q Veras 2B R Parker LF J Lindeman DH J Manto 3B R Brogna 1B A Ledesma SS B Fordyce C J Vatcher RF F Ramsey CF J Jacome P	1995 J Brown CF E Alicea 2B D Lee LF C Jones RF J Barry 1B C Saunders 3B C Greene C R Ordonez SS M Birkbeck P	1996 G Thurman CF J Payton DH A Ochoa RF K Flora LF R Petagine 1B K Morgan 2B L Rivera SS A Castillo C S Gilbert 3B R Reed P	1997 A Diaz RF E Pye DH M Franco 1B S McClain 3B P Petagine LF J Hardtke 2B S Gilbert SS G Thurman CF C Greene C C Lidle P	1998 S Gilbert SS B Agbayani LF J Payton 1B C Paquette 3B P Wilson CF B Boers RF T Pratt DH L Wilson C R Milliard 2B B Pulsipher P	1999 M Mora SS S Halter CF T Haney 2B C Paquette 3B B Agbayani 1B T Long RF M Bell DH V Wilson C S Hunter LF J Isringhausen P	2000 J Tyner CF J McEwing 2B R McGuire RF J Toca 1B M Johnson LF V Wilson C D Lamb SS K Baez 3B R Lewis P
2001 M Curry LF T Wigginton 2B M Franco 3B J Toca RF M Johnson 1B A Escobar CF D Bragg DH V Wilson C J Velandia SS J Gonzalez P	2002 T Perez LF C Hernandez 3B T Tarasco CF J Toca 1B J Phillips C R Stratton RF T Wigginton 3B M Curry DH L Figueroa SS J Gonzalez P	2003 J Reyes SS M Scutaro 2B M Watson RF R Johnson 3B J Toca 1B L Mouton DH P Redman LF E Snead CF J Depastino C A Heilman P	2004 J Duncan CF D Garcia 2B R Gonzalez LF C Brazell 1B V Diaz RF R Nye 3B J Cardona C W Delgado SS A Heilman P	2005 A Pagan CF J Keppinger 2B L Garcia LF B Daubach 1B R Calloway RF B Gil SS M DiFelice C J Hansen 3B J Seo P J Lima P	2006 L Milledge RF J Keppinger 2B C Aldridge LF J Tejada DH C Lambin 3B T Self 1B J Ramirez CF S Martinez C C Basak SS H Penn P	2007 R Yan CF B Fahey SS M Cervenak 1B J Knott LF T Tiffie 3B J House DH L Montanez RF E Whiteside C E Torres 2B H Penn P	2008 T Redman CF E Torres 2B O Salazar 1B L Terrero DH M Costanzo 3B C Roberson RF C Heintz C S Boucher LF M McCoy SS
2009 J Christian CF L Montanez RF M Wieters C O Salazar 1B N Reimold LF S Moore 3B D Murphy SS M Costanzo DH J Turner 2B B Bergesen P	2010 J Gathright CF J Turner 2B L Montanez LF B Snyder 1B S Moore SS J Bell 3B R Hughes RF J Salazar DH S Lerud C C Tillman P	2011 M Angle CF B Harris DH B Snyder 1B N Reimold LF J Bell 3B N Green SS R Adams 2B C Tatum C T Henson RF R Drese P	2012 X Avery CF S Tolleson SS R Adams 2B J Bell DH J Hoffmann LF J Mahoney 1B J Miller RF Z Wheeler 3B J Hester C B Bergesen P	2013 C Dickerson CF L Hoes LF R Canzler DH D Valencia 3B T Ishikawa 1B C Jackson RF J Schoop 2B L Exposito C N Romero SS Z Clark P	2014 J. Borbon CF A Casilla SS H Urrutia RF B Wallace 1B C Marrero DH C Joseph C D Adams 3B J Weeks 2B Q Berry LF E Gamboa P	2015 N. Reimold LF C. Parmelee DH D. Alvarez CF C. Walker 1B S. Clevenger C J. Nix 2B H. Urrutia RF M. Almanzar 3B P. Janish SS T. Wilson P	2016 X. Avery CF C. Walker LF J. Terdoslavich 1B D. Alvarez RF H. Urrutia DH F. Pena C S. Tolleson 2B M. Almanzar 3B P. Janish SS O. Despaigne P

OPENING DAY LINEUPS

2017

C Dickerson CF
J Giavotella DH
P Álvarez RF
C Johnson 3B
C Sisco C
D Washington 1B
R Andino 2B
L Schafer LF
P Janish SS
M Wright P

2018

A Presley CF
R Tejada SS
D Dosch 3B
M Saunders DH
G Rosa 1B
A Susac C
D Stewart LF
L Sardiñas 2B
J Rickard RF
Y Ramirez P

2019

M Williams CF
D Stewart LF
A Santander RF
C Sisco C
R Mountcastle 1B
J Peterson 3B
C Bostick DH
S Wilkerson 2B
J Reinheimer SS
J Rogers P

TIDES AWARD WINNERS

INTERNATIONAL LEAGUE POSTSEASON ALL-STARS

1969 Roy Foster, OF; Jon Matlack, P
1971 LeRoy Stanton, OF; Brent Strom, P
1975 Brock Pemberton, 1B; Roy Staiger, 3B; Mike Vail, OF; Craig Swan, P
1976 John Stearns, C
1979 Mookie Wilson, OF
1980 Mookie Wilson, OF
1981 Brian Giles, 2B; Gary Rajsich, OF
1983 Walt Terrell, P
1984 John Christensen, OF; Wes Gardner, P
1985 Billy Beane, OF
1986 Dave Magadan, 3B; John Mitchell, P; Randy Myers, P
1987 Randy Milligan, 1B; Kevin Elster, SS; Mark Carreon, OF
1988 Mark Carreon, OF
1989 Tom O'Malley, 3B
1991 Jeff Gardner, 2B; Todd Hundley, C
1995 Butch Huskey, 3B; Jason Isringhausen, P; Alex Ochoa, OF
1996 Jason Hardtke, 2B; Mike Fyhrie, P; Derek Wallace, P
1997 Roberto Petagine, 1B
1998 Todd Haney, UTL
2002 Marco Scutaro, SS
2005 Brian Daubach, DH
2007 Cory Doyne, RP
2008 Oscar Salazar, 1B
2013 Jairo Asencio, RP
2015 Dariel Alvarez, OF; Oliver Drake, RP
2017 Pedro Álvarez, DH
2019 Ryan Mountcastle, 1B

TRIPLE-A ALL-STAR GAME PARTICIPANTS

1988 Mark Carreon, OF; Gregg Jefferies, 2B; David West, P
1989 Tom O'Malley, 3B
1990 Keith Hughes, OF; Kelvin Torve, OF
1991 Chris Donnels, 3B; Jeff Gardner, 2B; Todd Hundley, C; Steve Swisher, Coach
1992 Randy Marshall, P
1993 Ryan Thompson, OF
1994 Quilvio Veras, 2B; Fred Hina, Trainer
1995 Omar Garcia, 1B; Jason Isringhausen, P
1996 Mike Fyhrie, P; Mike Gardiner, P; Roberto Petagine, 1B
1997 Scott McClain, 3B; Roberto Petagine, 1B
1998 Scott Sauerbeck, P; Joe Hawkins, Trainer
1999 Dan Murray, P
2000 Ryan McGuire, 1B/OF; Jason Tyner, OF; Vance Wilson, C; Eric Cammack, P
2001 Oscar Henriquez, RHP; Vance Wilson C (DNP - Promotion)
2002 Marco Scutaro, IF; Jason Phillips, C
2003 Jorge Toca, 1B (DNP-injury); Jeremy Griffiths, P; Bobby Floyd, Coach
2004 Craig Brazell, 1B
2005 Jason Scobie, RHP (Starting pitcher); Juan Padilla, RHP; Brian Chicklo (Trainer)
2006 Royce Ring, LHP
2007 Cory Doyne, RHP; J.R. House, C
2008 Omir Santos, C
2009 Jim Miller, RHP; Chris Tillman, RHP (DNP - Futures Game)
2010 Jeff Salazar, OF; Chris Tillman, RHP (DNP - Promotion)
2011 Mark Worrell, RHP
2012 Jason Berken, RHP; Miguel Socolovich, RHP
2013 Jason Pridie, OF; Jairo Asencio, RHP; Mark Shires (Trainer)
2014 Ivan De Jesus, SS
2015 Steve Clevenger, C; Dariel Alvarez, OF; Oliver Drake, RHP; Michael Bowden, RHP
2016 Audry Perez, C
2017 Chance Sisco, C; Jimmy Yacabonis, RHP; Johnny Giavotella, IF (DNP - Promotion)
2018 Drew Dosch, 3B; Jimmy Yacabonis, RHP; DJ Stewart, OF
2019 Ryan Mountcastle, 1B; Keegan Akin, LHP (Starting Pitcher); Ramon Sambo, coach

IL MOST VALUABLE PLAYER

1975 Mike Vail, OF
1987 Randy Milligan, 1B
1989 Tom O'Malley, 3B
1994 Jeff Manto, 3B (split year with ROC)
1995 Butch Huskey, 3B
1997 Roberto Petagine, 1B
2019 Ryan Mountcastle, 1B

IL MOST VALUABLE PITCHER

1975 Craig Swan
1978 Juan Berenguer
1983 Walt Terrell
1986 John Mitchell
1995 Jason Isringhausen
1996 Mike Fyhrie

IL ROOKIE OF THE YEAR

1975 Mike Vail, OF
1979 Mookie Wilson, OF
1987 Randy Milligan, 1B
1995 Jason Isringhausen, P

IL MANAGER OF THE YEAR

1969 Clyde McCullough
1972 Hank Bauer
1975 Joe Frazier
1995 Toby Harrah
2015 Ron Johnson

MINOR LEAGUE PLAYER OF THE YEAR

(Named by *The Sporting News*)
1987 Randy Milligan, 1B

MINOR LEAGUE MANAGER OF THE YEAR

(Named by *Baseball America*)
1969 Clyde McCullough
1972 Hank Bauer
1975 Joe Frazier
2005 Ken Oberkfell

KING OF BASEBALL

2004 Dave Rosenfield

MINOR LEAGUE EXECUTIVE OF THE YEAR

(Named by *Baseball America*)
2009 Ken Young

IL EXECUTIVE OF THE YEAR

1975 Dave Rosenfield
1982 Dave Rosenfield
1987 Dave Rosenfield
1993 Dave Rosenfield

JOHN H. JOHNSON PRESIDENT'S TROPHY

1993 Norfolk Tides/Dave Rosenfield

BOB FREITAS AWARD

1994 Norfolk Tides (Triple-A)

IL TRAINER OF THE YEAR

1994 Fred Hina
1998 Joe Hawkins
2009 Mark Shires
2011 Mark Shires

IL GROUNDSKEEPER OF THE YEAR

1993 Kenny Magner
1997 Kenny Magner



Randy Milligan was named *The Sporting News* MILB Player of the Year after hitting .326 with 29 HR & 103 RBI in 1987.



Mookie Wilson earned IL Rookie of the Year honors after hitting .267 with 49 steals and 84 runs scored in 1979.



Hank Bauer led the Tides to a Governors' Cup title in 1972, earning him IL Manager of the Year honors.



Kenny Magner has been the head groundskeeper since 1978, winning the league's top honor in 1993 and 1997.

TIDES TO WIN TRIPLE-A ALL-STAR GAME HOME RUN DERBY

Ryan Thompson | 1993 | Albuquerque, NM
Dariel Álvarez | 2015 | Omaha, NE

MLB SINGLE SEASON PERFORMANCES BY FORMER TIDES

All performances below came AFTER individual played for Tides

MOST HITS IN A SEASON

Reyes, Jose*	204	2008 NYM
Vina, Fernando	198	1998 MIL
Wright, David	196	2007 NYM
Reyes, Jose	194	2006 NYM
Dykstra, Lenny*	194	1993 PHI
Dykstra, Lenny*	192	1990 PHI
Reyes, Jose	191	2007 NYM
Reyes, Jose	190	2005 NYM
Scutaro, Marco	190	2012 COL/SF
Wright, David	189	2008 NYM
Mora, Melvin	187	2004 BAL
Jefferies, Gregg	186	1993 STL
Reyes, Jose	184	2012 MIA
Schoop, Jonathan	182	2017 BAL
Reyes, Jose	181	2011 NYM
Wright, David	181	2006 NYM
Wright, David	178	2012 NYM
Wilson, Mookie	178	1982 NYM
Singleton, Ken	177	1980 BAL
Wright, David	176	2005 NYM
Singleton, Ken	176	1977 BAL
Singleton, Ken	176	1975 BAL
Wilson, Mookie	176	1983 NYM

HIGHEST SEASON AVERAGE

Jefferies, Gregg	.342	1993 STL
Mora, Melvin	.340	2004 BAL
Reyes, Jose*	.337	2011 NYM
Magadan, Dave	.328	1990 NYM
Singleton, Ken	.328	1977 BAL
Mitchell, Kevin	.326	1994 CIN
Dykstra, Lenny	.325	1990 PHI
Everett, Carl	.325	1999 HOU
Jefferies, Gregg	.325	1994 STL
Wright, David	.325	2007 NYM
Turner, Justin	.322	2017 LAD
Vina, Fernando	.311	1998 MIL
Wright, David	.311	2006 NYM
Alfonzo, Edgardo	.308	2002 NYM
Brooks, Hubie	.307	1981 NYM
Wright, David	.307	2009 NYM
Jefferies, Gregg	.306	1995 PHI
Scutaro, Marco	.306	2012 COL/SF
Wright, David	.306	2012 NYM
Wright, David	.306	2005 NYM

To qualify, a batter must have 3.1 plate appearances per team game (502 PA in 162-game season)

MOST WINS IN A SEASON

Gooden, Dwight*	24	1985 NYM
Arrieta, Jake*	22	2015 CHC
Cone, David	20	1988 NYM
Cone, David*	20	1998 NYY
Scott, Mike*	20	1989 HOU
Bibby, Jim	19	1980 PIT
Bibby, Jim	19	1974 TEX
Gooden, Dwight	19	1990 NYM
Tapani, Kevin	19	1998 CHC
Arrieta, Jake	18	2016 CHC
Cone, David	18	1995 TOR/NYY
Gooden, Dwight	18	1988 NYM
Scott, Mike	18	1985 HOU
Scott, Mike	18	1986 HOU
Byrd, Paul	17	2002 KC
Cone, David	17	1992 NYM/TOR
Darling, Ron	17	1988 NYM
Davies, Zach	17	2017 MIL
Gooden, Dwight	17	1984 NYM
Gooden, Dwight	17	1986 NYM
Matlack, Jon	17	1976 NYM
Terrell, Walt	17	1987 DET

LOWEST ERA IN A SEASON

Gooden, Dwight*	1.53	1985 NYM
Arrieta, Jake	1.77	2015 CHC
Cone, David	2.22	1988 NYM
Scott, Mike*	2.22	1986 HOU
Matlack, Jon	2.27	1978 TEX
Matlack, Jon	2.32	1972 NYM
Matlack, Jon	2.41	1974 NYM
Gooden, Dwight	2.60	1985 NYM
Fernandez, Sid	2.73	1992 NYM
Fernandez, Sid	2.80	1985 NYM
Cone, David	2.81	1992 NYM/TOR
Darling, Ron	2.81	1986 NYM
Cone, David	2.82	1997 NYY
Fernandez, Sid	2.83	1989 NYM
Gooden, Dwight	2.84	1986 NYM
Gooden, Dwight	2.89	1989 NYM
Reed, Rick	2.89	1997 NYM
Darling, Ron	2.90	1985 NYM
Leary, Tim	2.91	1988 LAD
Scott, Mike	2.92	1988 HOU

To qualify, a pitcher must have thrown 1.0 inning per team game (usually 162.0 IP)

MOST HOME RUNS IN A SEASON

Mitchell, Kevin*	47	1989 SF
Hundley, Todd	41	1996 NYM
Strawberry, Darryl	39	1987 NYM
Strawberry, Darryl*	39	1988 NYM
Burnitz, Jeromy	38	1998 MIL
Burnitz, Jeromy	37	2004 COL
Strawberry, Darryl	37	1990 NYM
Wilson, Preston	36	2003 COL
Mancini, Trey	35	2019 BAL
Singleton, Ken	35	1979 BAL
Burnitz, Jeromy	34	2001 MIL
Everett, Carl	34	2000 BOS
Burnitz, Jeromy	33	1999 MIL
Wright, David	33	2008 NYM
Jacobs, Mike	32	2008 FLA
Schoop, Jonathan	32	2017 BAL
Burnitz, Jeromy	31	2000 MIL
Burnitz, Jeromy	31	2003 NYM/LAD
Núñez, Renato	31	2019 BAL
Thames, Eric	31	2017 MIL
Wilson, Preston	31	2000 FLA

MOST RBI IN A SEASON

Wilson, Preston*	141	2003 COL
Burnitz, Jeromy	125	1998 MIL
Mitchell, Kevin*	125	1989 SF
Wright, David	124	2008 NYM
Wilson, Preston	121	2000 FLA
Wright, David	116	2006 NYM
Hundley, Todd	112	1996 NYM
Singleton, Ken	111	1979 BAL
Burnitz, Jeromy	110	2004 COL
Strawberry, Darryl	108	1990 NYM
Everett, Carl	108	1999 HOU
Everett, Carl	108	2000 BOS
Wright, David	107	2007 NYM
Schoop, Jonathan	105	2017 BAL
Singleton, Ken	104	1980 BAL
Strawberry, Darryl	104	1987 NYM
Wright, David	103	2010 NYM
Singleton, Ken	103	1973 MON
Burnitz, Jeromy	103	1999 MIL

MOST STRIKEOUTS IN A SEASON

Scott, Mike*	306	1986 HOU
Gooden, Dwight*	276	1984 NYM
Gooden, Dwight*	268	1985 NYM
Cone, David	261	1992 NYM/TOR
Cone, David*	241	1991 NYM
Arrieta, Jake	236	2015 CHC
Cone, David*	233	1990 NYM
Scott, Mike	233	1987 HOU
Gooden, Dwight	223	1990 NYM
Cone, David	222	1997 NYY
Cone, David	213	1988 NYM
Cone, David	209	1998 NYY
Matlack, Jon	205	1973 NYM
Fernandez, Sid	200	1986 NYM
Gooden, Dwight	200	1986 NYM
Fernandez, Sid	198	1989 NYM
Fernandez, Sid	193	1992 NYM
Cone, David	191	1993 KC
Cone, David	191	1995 TOR/NYY
Arrieta, Jake	190	2016 CHC
Cone, David	190	1989 NYM
Scott, Mike	190	1988 HOU

MOST SAVES IN A SEASON

Myers, Randy*	53	1993 CHC
Johnson, Jim*	51	2012 BAL
Johnson, Jim*	50	2013 BAL
Bell, Heath	47	2010 SD
Britton, Zach*	47	2016 BAL
Isringhausen, Jason*	47	2004 STL
Myers, Randy*	45	1997 BAL
Bell, Heath	43	2011 SD
Aguilera, Rick	42	1991 MIN
Bell, Heath*	42	2009 SD
Reardon, Jeff	42	1988 MIN
Aguilera, Rick	41	1992 MIN
Reardon, Jeff*	41	1985 MON
Reardon, Jeff	40	1991 BOS
Franco, John	39	1988 CIN
Isringhausen, Jason	39	2005 STL
Aguilera, Rick	38	1998 MIN
Franco, John	38	1998 NYM
Myers, Randy	38	1992 SD
Myers, Randy*	38	1995 CHC

MOST STOLEN BASES IN A SEASON

Reyes, Jose*	78	2007 NYM
Reyes, Jose*	64	2006 NYM
Reyes, Jose*	60	2005 NYM
Carr, Chuck*	58	1993 FLA
Wilson, Mookie	58	1982 NYM
Reyes, Jose	56	2008 NYM
Wilson, Mookie	54	1983 NYM
Otis, Amos*	52	1971 KC
Wilson, Mookie	46	1984 NYM
Jefferies, Gregg	46	1993 STL
Reyes, Jose	40	2012 MIA
Otis, Amos	39	1975 KC
Reyes, Jose	39	2011 NYM
Pagan, Angel	37	2010 NYM
Dykstra, Lenny	37	1993 PHI
Strawberry, Darryl	36	1987 NYM
Wright, David	34	2007 NYM
Otis, Amos	33	1970 KC
Dykstra, Lenny	33	1990 PHI
Carr, Chuck	32	1994 FLA
Otis, Amos	32	1978 KC
Pagan, Angel	32	2011 NYM

MOST RUNS IN A SEASON

Dykstra, Lenny*	143	1993 PHI
Reyes, Jose	122	2006 NYM
Reyes, Jose	119	2007 NYM
Wright, David	115	2008 NYM
Reyes, Jose	113	2008 NYM
Wright, David	113	2007 NYM
Mora, Melvin	111	2004 BAL
Strawberry, Darryl	108	1987 NYM
Dykstra, Lenny	106	1990 PHI
Mancini, Trey	106	2019 BAL
Burnitz, Jeromy	104	2001 MIL
Reyes, Jose	101	2011 NYM
Strawberry, Darryl	101	1988 NYM
Viña, Fernando	101	1998 MIL
Mitchell, Kevin	100	1989 SF
Otis, Amos	100	1979 KC
Scutaro, Marco	100	2009 TOR
Singleton, Ken	100	1973 MON
Reyes, Jose	99	2005 NYM
Wright, David	99	2005 NYM

*Led League

MOST INNINGS PITCHED IN A SEASON

Gooden, Dwight*	276.2	1985 NYM
Scott, Mike*	275.1	1986 HOU
Matlack, Jon	270.0	1978 TEX
Matlack, Jon	265.1	1974 NYM
Bibby, Jim	264.0	1974 TEX
Matlack, Jon	262.0	1976 NYM
Cone, David	254.0	1993 KC
Gooden, Dwight	250.0	1986 NYM
Cone, David	249.2	1992 NYM/TOR
Gooden, Dwight	248.1	1988 NYM
Darling, Ron	248.0	1985 NYM
Scott, Mike	247.2	1987 HOU
Terrell, Walt	244.2	1987 DET
Matlack, Jon	244.0	1972 NYM
Tapani, Kevin	244.0	1991 MIN
Matlack, Jon	242.0	1973 NYM
Darling, Ron	240.2	1988 NYM
Bibby, Jim	238.1	1980 PIT
Darling, Ron	237.0	1986 NYM
Matlack, Jon	234.2	1980 TEX

*Led League

MOST GAMES IN A SEASON

Feliciano, Pedro*	92	2010 NYM
Feliciano, Pedro*	88	2009 NYM
Feliciano, Pedro*	86	2008 NYM
Dotel, Octavio	83	2002 HOU
Bell, Heath	81	2007 SD
Petit, Yusmeiro	80	2019 OAK
Feliciano, Pedro	78	2007 NYM
Dotel, Octavio	77	2004 HOU/OAK
Dotel, Octavio	76	2003 HOU
Innis, Jeff	76	1992 NYM
West, David	76	1993 PHI
Adams, Mike	75	2011 SD/TEX
Gonzalez, Mike	75	2013 WAS
Reardon, Jeff	75	1982 MON
Wheeler, Dan	75	2006 HOU
Bell, Heath	74	2008 SD
Hernandez, David	74	2011 ARI
Isringhausen, Jason	74	2004 STL
Johnson, Jim	74	2013 BAL
Petit, Yusmeiro	74	2018 OAK
Remlinger, Mike	74	2001 ATL

*Led League

MLB CAREER LEADERS BY FORMER TIDES

Lists below include any player who has ever played one game for the Tides

CAREER HITS		CAREER HOME RUNS		CAREER AVERAGE		CAREER WINS		CAREER ERA		CAREER STRIKEOUTS	
Tejada, Miguel	2,407	Piazza, Mike	427	Piazza, Mike	.308	Moyer, Jamie	269	Franco, John	2.89	Cone, David	2,668
Sierra, Ruben	2,152	Strawberry, Darryl	335	Wright, David	.296	Cone, David	194	Reardon, Jeff	3.16	Moyer, Jamie	2,441
Reyes, Jose	2,138	Garter, Gary	324	Turner, Justin	.292	Gooden, Dwight	194	Orosco, Jesse	3.16	Gooden, Dwight	2,293
Piazza, Mike	2,127	Burnitz, Jeromy	315	Hamilton, Darryl	.291	Garcia, Freddy	156	Matlack, Jon	3.18	Wolf, Randy	1,814
Carter, Gary	2,092	Tejada, Miguel	307	Jefferies, Gregg	.289	Tapani, Kevin	143	Fernandez, Sid	3.36	Fernandez, Sid	1,743
Singleton, Ken	2,029	Sierra, Ruben	306	Magadan, Dave	.288	Trachsel, Steve	143	Cone, David	3.46	Jimenez, Ubaldo	1,720
Otis, Amos	2,020	Bonilla, Bobby	287	Dykstra, Lenny	.285	Erickson, Scott	142	Gooden, Dwight	3.51	Garcia, Freddy	1,621
Bonilla, Bobby	2,010	Cameron, Mike	278	Tejada, Miguel	.285	Darling, Ron	136	Scott, Mike	3.54	Trachsel, Steve	1,591
Santiago, Benito	1,830	Singleton, Ken	246	Alfonzo, Edgardo	.284	Wolf, Randy	133	Aguilera, Rick	3.57	Darling, Ron	1,590
Wright, David	1,777	Wright, David	242	Mitchell, Kevin	.284	Matlack, Jon	125	Isringhausen, Jason	3.64	Gallardo, Yovani	1,584
Cameron, Mike	1,700	Mitchell, Kevin	234	Reyes, Jose	.283	Scott, Mike	124	Arrieta, Jake	3.72	Perez, Oliver	1,527
Brooks, Hubie	1,608	Trumbo, Mark	218	Keppinger, Jeff	.282	Gallardo, Yovani	121	Bibby, Jim	3.76	Matlack, Jon	1,516
Jefferies, Gregg	1,593	Santiago, Benito	217	Singleton, Ken	.282	Fernandez, Sid	114	Darling, Ron	3.87	Jackson, Edwin	1,508
Offerman, Jose	1,551	Everett, Carl	202	Vina, Fernando	.282	Jimenez, Ubaldo	114	Harnisch, Pete	3.89	Tapani, Kevin	1,482
Alfonzo, Edgardo	1,532	Hundley, Todd	202	Pagan, Angel	.280	Bibby, Jim	111	Berenguer, Juan	3.90	Scott, Mike	1,469
Roberts, Brian	1,527	Otis, Amos	193	Bonilla, Bobby	.279	Harnisch, Pete	111	Reed, Rick	4.03	Harnisch, Pete	1,368
Foli, Tim	1,515	Wilson, Preston	189	Otis, Amos	.277	Terrell, Walt	111	Gallardo, Yovani	4.06	Arrieta, Jake	1,318
Mora, Melvin	1,503	Hardy, J.J.	188	Mora, Melvin	.277	Byrd, Paul	109	Garcia, Freddy	4.15	Erickson, Scott	1,252
Hardy, J.J.	1,488	Mora, Melvin	171	Scutaro, Marco	.277	Jackson, Edwin	107	Willis, Dontrelle	4.17	Orosco, Jesse	1,179
Burnitz, Jeromy	1,447	Wigginton, Ty	169	Roberts, Brian	.276	Arrieta, Jake	106	Terrell, Walt	4.22	Norris, Bud	1,153

CAREER HITS (ACTIVE)		CAREER HOME RUNS (ACTIVE)		CAREER AVG. (ACTIVE)		CAREER WINS (ACTIVE)		CAREER ERA (ACTIVE)		CAREER STRIKEOUTS (ACTIVE)	
Trumbo, Mark	1,018	Trumbo, Mark	218	Turner, Justin	.292	Gallardo, Yovani	121	Arrieta, Jake	3.72	Gallardo, Yovani	1,584
Wieters, Matt	989	Álvarez, Pedro	162	Schoop, Jonathan	.257	Jackson, Edwin	107	Gallardo, Yovani	4.06	Perez, Oliver	1,527
Turner, Justin	983	Wieters, Matt	146	Wieters, Matt	.250	Arrieta, Jake	106	Perez, Oliver	4.38	Jackson, Edwin	1,508
Schoop, Jonathan	751	Schoop, Jonathan	133	Trumbo, Mark	.249	Tillman, Chris	74	Norris, Bud	4.45	Arrieta, Jake	1,318
Álvarez, Pedro	704	Turner, Justin	120	Álvarez, Pedro	.236	Perez, Oliver	72	Tillman, Chris	4.57	Norris, Bud	1,153
Tejada, Rubén	530	Thames, Eric	93	<i>*To rank among average leaders a player must have 3,000 plate appearances</i>		Norris, Bud	67	Jackson, Edwin	4.78	Hill, Rich	1,004
Mancini, Trey	480	Mancini, Trey	86			Hill, Rich	65	<i>*To rank among ERA leaders, a player must have 1,000 innings pitched</i>		Gausman, Kevin	855
Thames, Eric	426	Beckham, Tim	63			Hunter, Tommy	56			Tillman, Chris	847
Beckham, Tim	402	Núñez, Renato	40			Gonzalez, Miguel	52			Petit, Yusmeiro	713
Peterson, Jace	325	Flaherty, Ryan	37			Gausman, Kevin	47			Straily, Dan	681

CAREER STOLEN BASES		CAREER RBI		CAREER RUNS SCORED		CAREER SAVES		CAREER GAMES		CAREER INNINGS PITCHED	
Reyes, Jose	517	Piazza, Mike	1,335	Tejada, Miguel	1,230	Franco, John	424	Orosco, Jesse	1,252	Moyer, Jamie	4074.0
Bourn, Michael	341	Sierra, Ruben	1,322	Reyes, Jose	1,180	Reardon, Jeff	367	Franco, John	1,119	Cone, David	2898.2
Otis, Amos	341	Tejada, Miguel	1,302	Otis, Amos	1,092	Myers, Randy	347	Reardon, Jeff	880	Gooden, Dwight	2800.2
Wilson, Mookie	327	Carter, Gary	1,225	Bonilla, Bobby	1,084	Aguilera, Rick	318	Dotel, Octavio	758	Trachsel, Steve	2501.0
Cameron, Mike	297	Bonilla, Bobby	1,173	Sierra, Ruben	1,084	Isringhausen, Jason	300	Aguilera, Rick	732	Matlack, Jon	2363.0
Dykstra, Lenny	285	Singleton, Ken	1,065	Cameron, Mike	1,064	Graves, Danny	182	Myers, Randy	728	Erickson, Scott	2360.2
Roberts, Brian	285	Otis, Amos	1,007	Piazza, Mike	1,048	Johnson, Jim	178	Isringhausen, Jason	724	Darling, Ron	2360.1
Strawberry, Darryl	221	Strawberry, Darryl	1,000	Carter, Gary	1,025	Bell, Heath	168	Moyer, Jamie	696	Wolf, Randy	2328.1
Patterson, Corey	218	Burnitz, Jeromy	981	Singleton, Ken	985	Britton, Zack	145	Johnson, Jim	674	Tapani, Kevin	2265.0
Mazzilli, Lee	197	Wright, David	970	Wright, David	949	Orosco, Jesse	144	Perez, Oliver	670	Garcia, Freddy	2264.0
Jefferies, Gregg	196	Cameron, Mike	968	Burnitz, Jeromy	917	Dotel, Octavio	109	Remlinger, Mike	639	Scott, Mike	2068.2
Wright, David	196	Santiago, Benito	920	Strawberry, Darryl	898	Uehara, Koji	95	Albers, Matt	616	Terrell, Walt	1986.2
Pagan, Angel	176	Brooks, Hubie	824	Roberts, Brian	850	Rauch, Jon	62	Bell, Heath	590	Jackson, Edwin	1960.0
Offerman, Jose	172	Everett, Carl	792	Offerman, Jose	840	Frisella, Danny	57	Wheeler, Dan	589	Harnisch, Pete	1959.0
Hamilton, Darryl	163	Mitchell, Kevin	760	Dykstra, Lenny	802	Gonzalez, Mike	56	Rauch, Jon	556	Jimenez, Ubaldo	1870.0
Carr, Chuck	144	Mora, Melvin	754	Mora, Melvin	794	Ray, Chris	51	Hernandez, David	547	Fernandez, Sid	1866.2
Sierra, Ruben	142	Alfonzo, Edgardo	744	Alfonzo, Edgardo	777	Yan, Esteban	51	Neshek, Pat	544	Gallardo, Yovani	1816.2
Cabrera, Everth	138	Reyes, Jose	719	Jefferies, Gregg	761	Norris, Bud	47	Graves, Danny	518	Pineiro, Joel	1754.1
Backman, Wally	117	Hardy, J.J.	688	Santiago, Benito	755	Wheeler, Dan	43	Gonzalez, Mike	509	Bibby, Jim	1722.2
Vina, Fernando	116	Wilson, Preston	668	Wilson, Mookie	731	Accardo, Jeremy	38	Berenguer, Juan	490	Byrd, Paul	1697.0

CAREER SB (ACTIVE)		CAREER RBI (ACTIVE)		CAREER RUNS (ACTIVE)		CAREER SAVES (ACTIVE)		CAREER GAMES (ACTIVE)		CAREER IP (ACTIVE)	
Peterson, Jace	39	Trumbo, Mark	629	Trumbo, Mark	532	Johnson, Jim	178	Johnson, Jim	674	Jackson, Edwin	1960.0
Turner, Justin	34	Wieters, Matt	546	Turner, Justin	478	Britton, Zack	145	Perez, Oliver	670	Gallardo, Yovani	1816.2
Trumbo, Mark	23	Álvarez, Pedro	472	Wieters, Matt	437	Norris, Bud	47	Albers, Matt	616	Arrieta, Jake	1469.1
Thames, Eric	17	Turner, Justin	472	Schoop, Jonathan	383	Brach, Brad	33	Hernandez, David	547	Perez, Oliver	1440.0
Tejada, Rubén	16	Schoop, Jonathan	392	Álvarez, Pedro	365	Hernandez, David	24	Neshek, Pat	544	Norris, Bud	1221.1
Álvarez, Pedro	15	Mancini, Trey	238	Thames, Eric	276	Hunter, Tommy	21	Duensing, Brian	484	Tillman, Chris	1145.0
Beckham, Tim	13	Thames, Eric	223	Mancini, Trey	243	Neshek, Pat	16	Brach, Brad	482	Hill, Rich	937.1
Flaherty, Ryan	10	Beckham, Tim	198	Tejada, Rubén	225	Albers, Matt	7	Hunter, Tommy	448	Gausman, Kevin	925.2
Walker, Christian	9	Tejada, Rubén	158	Peterson, Jace	153	Petit, Yusmeiro	6	Jackson, Edwin	412	Gonzalez, Miguel	883.2
Wieters, Matt	9	Flaherty, Ryan	142	Flaherty, Ryan	152	Fry, Paul	5	Petit, Yusmeiro	411	Hunter, Tommy	838.2

FORMER TIDES IN THE POSTSEASON

All performances below came AFTER individual played for Tides

POSTSEASON HITS		POSTSEASON HOME RUNS		POSTSEASON AVERAGE	
Turner, Justin	62	Dykstra, Lenny	10	Singleton, Ken	.333
Dykstra, Lenny	36	Strawberry, Darryl	9	Vina, Fernando	.333
Strawberry, Darryl	32	Turner, Justin	9	Dykstra, Lenny	.321
Vina, Fernando	31	Long, Terrence	4	Turner, Justin	.310
Scutaro, Marco	26	Mitchell, Kevin	4	Matsui, Kazuo	.304
Mitchell, Kevin	23	Otis, Amos	3	Agbayani, Benny	.299
Otis, Amos	23	Payton, Jay	3	Otis, Amos	.295
Payton, Jay	21	Daubach, Brian	2	Mitchell, Kevin	.288
Agbayani, Benny	20	Flaherty, Ryan	2	Scutaro, Marco	.286
Singleton, Ken	19	Pagan, Angel	2	Foli, Tim	.276
Wilson, Mookie	19	Sierra, Ruben	2	<i>*To rank among leaders a player must have 40</i>	
		Vina, Fernando	2	<i>postseason plate appearances</i>	
		Wright, David	2		

POSTSEASON GAMES		POSTSEASON STOLEN BASES		POSTSEASON RBI	
Turner, Justin	54	Otis, Amos	8	Turner, Justin	35
Strawberry, Darryl	40	Wilson, Mookie	6	Strawberry, Darryl	22
Dykstra, Lenny	32	Dykstra, Lenny	5	Dykstra, Lenny	19
Wilson, Mookie	25	Turner, Justin	5	Scutaro, Marco	14
Wright, David	24	Backman, Wally	4	Wright, David	13
Mitchell, Kevin	23	Strawberry, Darryl	4	Mitchell, Kevin	11
Scutaro, Marco	23	McLouth, Nate	3	Otis, Amos	11
Agbayani, Benny	22	Perez, Timo	3	Payton, Jay	10
Backman, Wally	22	Reyes, Jose	3	Vina, Fernando	9
Otis, Amos	22	Matsui, Kazuo	2	Sierra, Ruben	9
		Mora, Melvin	2		
		Schoop, Jonathan	2		

POSTSEASON WINS		POSTSEASON STRIKEOUTS		POSTSEASON ERA	
Cone, David	8	Cone, David	94	Myers, Randy	2.35
Arrieta, Jake	5	Arrieta, Jake	66	Hill, Rich	3.06
Byrd, Paul	3	Hill, Rich	65	Arrieta, Jake	3.08
Dotel, Octavio	3	Gooden, Dwight	49	Darling, Ron	3.79
Orosco, Jesse	3	Dotel, Octavio	33	Cone, David	3.80
Petit, Yusmeiro	3	Reed, Rick	33	Gooden, Dwight	3.97
Adams, Mike	2	Myers, Randy	32	Reed, Rick	5.03
Aguilera, Rick	2	Wheeler, Dan	28	Byrd, Paul	5.40
Franco, John	2	Darling, Ron	27	Tapani, Kevin	5.40
Matlack, Jon	2	Isringhausen, Jason	23		
Myers, Randy	2	Tapani, Kevin	23	<i>*To rank among leaders a pitcher must have 30.0</i>	
Pérez, Oliver	2			<i>postseason innings pitched</i>	
Reardon, Jeff	2				
Scott, Mike	2				

POSTSEASON GAMES		POSTSEASON SAVES		POSTSEASON INNINGS	
Myers, Randy	29	Isringhausen, Jason	11	Cone, David	111.1
Dotel, Octavio	26	Myers, Randy	8	Gooden, Dwight	59.0
Orosco, Jesse	24	Uehara, Koji	7	Hill, Rich	53.0
Isringhausen, Jason	23	Reardon, Jeff	6	Arrieta, Jake	52.2
Cone, David	21	Aguilera, Rick	5	Reed, Rick	39.1
Wheeler, Dan	21	Britton, Zack	2	Darling, Ron	35.2
Uehara, Koji	19	Johnson, Jim	2	Byrd, Paul	33.1
Reardon, Jeff	18	Orosco, Jesse	2	Tapani, Kevin	31.2
Britton, Zack	17	Berenguer, Juan	1	Myers, Randy	30.2
Aguilera, Rick	15	Franco, John	1	Isringhausen, Jason	26.2
Franco, John	15	Wheeler, Dan	1	Wheeler, Dan	26.2

Bold indicates player appeared in 2019 playoffs

FORMER TIDES TO WIN WORLD SERIES (SINCE 1969)

37 different players have won a total of 44 World Series rings AFTER having played for the Tides
(Players listed below appeared in at least one game in World Series)

- 2016 Jake Arrieta (CHC)
- 2014 Travis Ishikawa (SF), Yusmeiro Petit (SF)
- 2013 Koji Uehara (BOS)
- 2012 Angel Pagan (SF), Marco Scutaro (SF)
- 2011 Octavio Dotel (STL)
- 2006 Preston Wilson (STL)
- 2005 Carl Everett (CHW), Timo Perez (CHW)
- 2002 Alex Ochoa (ANA)
- 2000 David Cone (NYY)
- 1999 David Cone (NYY), Darryl Strawberry (NYY)
- 1998 David Cone (NYY)
- 1996 David Cone (NYY), Darryl Strawberry (NYY)
- 1992 David Cone (TOR)
- 1991 Rick Aguilera (MIN), Terry Leach (MIN), Kevin Tapani (MIN), David West (MIN)
- 1990 Randy Myers (CIN), Herm Winningham (CIN)
- 1988 Tim Leary (LAD)
- 1987 Juan Berenguer (MIN), Jeff Reardon (MIN)
- 1986 Rick Aguilera (NYM), Wally Backman (NYM), Ron Darling (NYM), Lenny Dykstra (NYM), Kevin Elster (NYM), Sid Fernandez (NYM), Dwight Gooden (NYM), Lee Mazzilli (NYM), Kevin Mitchell (NYM), Jesse Orosco (NYM), Rafael Santana (NYM), Doug Sisk (NYM), Darryl Strawberry (NYM), Mookie Wilson (NYM)
- 1983 Ken Singleton (BAL), Jim Dwyer (BAL), Joe Nolan (BAL)
- 1979 Jim Bibby (PIT), Tim Foli (PIT), John Milner (PIT)
- 1969 Duffy Dyer (NYM), Art Shamsky (NYM)

Most World Series victories by a former Tides player

- 5: David Cone
- 3: Darryl Strawberry
- 2: Rick Aguilera



14 members of the 1986 World Series Champion New York Mets were former Tides.

Postseason Walk-Off Home Runs By A Former Tide

- Lenny Dykstra | 1986 NLCS (Game 3) | NYM vs. HOU
- Todd Pratt | 1999 NLDS (Game 4*) | NYM vs. ARI
- Benny Agbayani | 2000 NLDS (Game 3) | NYM vs. SF
- Travis Ishikawa | 2014 NLCS (Game 5*) | SF vs. STL
- Justin Turner | 2017 NLCS (Game 2) | LAD vs. CHC

** Ended Series*

ORIOLES AWARDS AS TIDES AFFILIATE

Brooks Robinson Award - Orioles Minor League Player of the Year

Year	PLAYER	POS	STATS
2007	Brandon Tripp	OF	.288 avg., 19 HR, 79 RBI
2008	Matt Wieters	C	.355 avg., 27 HR, 91 RBI
2009	Brandon Waring	3B	.274 avg., 27 HR, 96 RBI
2010	Joe Mahoney	1B	.307 avg., 18 HR, 78 RBI
2011	Jonathan Schoop	2B	.290 avg., 13 HR, 72 RBI
2012	L.J. Hoes	OF	.287 avg., 5 HR, 54 RBI, 20 SB
2013	Henry Urrutia	OF	.347 avg., 9 HR, 50 RBI
2014	Christian Walker	1B	.288 avg., 26 HR, 96 RBI
2015	Trey Mancini	1B	.341 avg., 21 HR, 89 RBI
2016	Chance Sisco	C	.317 avg., 6 HR, 51 RBI, .403 OBP
2017	Austin Hays	OF	.329 avg., 32 HR, 95 RBI
2018	Cedric Mullins	OF	.289 avg., 12 HR, 47 RBI, 21 SB
2019	Ryan Mountcastle	1B/OF	.312 avg., 25 HR, 83 RBI, IL MVP

Jim Palmer Prize - Orioles Minor League Pitcher Of The Year

Year	PLAYER	POS	STATS
2007	Radhames Liz	RHP	11-4, 3.22 ERA, 161 strikeouts
2008	Brad Bergesen	RHP	16-7, 3.10 ERA, 87 strikeouts
2009	Brian Matusz	LHP	11-2, 1.91 ERA, 121 strikeouts
2010	Zach Britton	LHP	10-7, 2.70 ERA, 124 strikeouts
2011	Tim Lincecum	RHP	10-4, 2.97 ERA, 117 strikeouts
2012	Dylan Bundy	RHP	9-3, 2.08 ERA, 119 strikeouts
2013	Mike Wright	RHP	11-3, 3.11 ERA, 138 strikeouts
2014	Tyler Wilson	RHP	14-8, 3.67 ERA, 157 strikeouts
2015	Oliver Drake	RHP	0.82 ERA, 23 saves, 66 strikeouts
	Mychal Givens	RHP	2.20 ERA, 15 saves, 79 strikeouts
2016	Donnie Hart	LHP	3-1, 2.72 ERA, 4 saves, 50 strikeouts
2017	Alex Wells	LHP	11-5, 2.38 ERA, 113 strikeouts
2018	Keegan Akin	LHP	14-7, 3.27 ERA, 142 strikeouts
	Zac Lowther	LHP	8-4, 2.18 ERA, 151 strikeouts
2019	Michael Bauman	RHP	7-6, 2.98 ERA, 142 strikeouts
	Grayson Rodriguez	RHP	10-4, 2.68 ERA, 129 strikeouts



Ryan Mountcastle was presented the 2019 International League MVP award by Tides GM Joe Gregory at Camden Yards in Baltimore. Mountcastle hit .312 with 25 HR and 83 RBI.



Oliver Drake won the Jim Palmer Prize in 2015 after registering 23 saves and a 0.82 ERA in 42 games for Norfolk. He struck out 66 while allowing just 23 hits in 44.0 innings pitched that season.

1st Round Picks By Baltimore Orioles Since 2007

Year	PLAYER	POS	PICK	SCHOOL
2007	Matt Wieters	C	5	Georgia Tech
2008	Brian Matusz	LHP	4	University of San Diego
2009	Matt Hobgood	RHP	5	Norco HS (CA)
2010	Manny Machado	SS	3	Miami Brito Private HS (FL)
2011	Dylan Bundy	RHP	4	Owasso HS (OK)
2012	Kevin Gausman	RHP	4	Louisiana State University
2013	Hunter Harvey	RHP	22	Bandys HS (NC)
2014	<i>No First Round Pick (Orioles first pick was at #90)</i>			
2015	DJ Stewart	OF	25	Florida State University
	Ryan Mountcastle	IF	36	Paul J. Hagerty HS (FL)
2016	Cody Sedlock	RHP	27	University of Illinois
2017	DL Hall	LHP	21	Valdosta HS (GA)
2018	Grayson Rodriguez	RHP	11	Central Heights HS (TX)
	Cadyn Grenier	IF	37	Oregon State University
2019	Adley Rutschman	C	1	Oregon State University




DJ Stewart was a 1st round pick by Baltimore out of Florida State in 2015. He was an International League All-Star for Norfolk in 2018, and he's hit 24 HR and 43 doubles in 179 games with the Tides.

TIDEWATER SHRINE

THE TIDEWATER SHRINE recognizes players and executives who have significantly contributed to the game of baseball in the Tidewater area. The Tidewater Shrine includes Major League superstars and local legends, with each honoree receiving their own plaque on the Harbor Park concourse.

TIDEWATER SHRINE MEMBERS

Alexander, Bullet	Matlack, Jon
Allen, Sam	McCullough, Clyde
Bauer, Hank	Metheny, Bud
Berra, Yogi	Neun, Johnny
Braxton, Edgar	Nicolson, Swish
Clark, William	Parker, Ace
Coates, Jim	Porterfield, Bob
Craft, Molly	Postove, Harry
Cabbage, Mike	Richardson, Bobby
Cuddyer, Michael	Richter, Allen
Davis Jr., Dick	Robertson, Dave
Dawson, Colonel	Rosenfield, Dave
Decker, Paul	Scalzi, Skeeter
Ewell, Jimmy	Skiff, Bill
Feller, Bob	Skowron, Moose
Foiles, Hank	Smith, Carr
Gettel, Allen	Smith, Edward
Gomes, Wayne	Smith, Vinny
Guettler, Ken	Springer, Steve
Guzzo, Tony	Stanley, Edward
Hamner, Granny	Staylor, Bubber
Hassett, Buddy	Stobbs, Chuck
Henry, Bruce	Swoope, Billy
Herzog, Whitey	Tipton, Eric
Holmes, Tommy	Traynor, Pie
Howard, Bruce	Vail, Mike
Hunter, Catfish	White, Ray
Hurdle, Clint	Wilson, Hack
Land, Harry	Wright, David
Lawrence, Frank D.	Zontini, John
Lazzeri, Tony	
Lewis, Bill	
Lynch, Jerry	



MICHAEL CUDDYER was inducted during the 2018 season.



Mets legend **DAVID WRIGHT** appeared in 31 games for Norfolk in 2004 and was inducted into the Tidewater Baseball Shrine during the 2019 season.